



SISTEMA / SYSTEM

H&L - TRASTEEL TSHL

Compatible y adaptable al sistema H&L /
Compatible and adaptable for H&L system



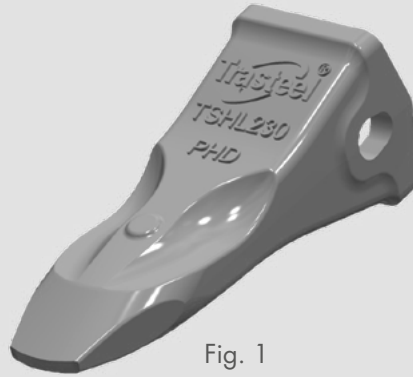
Trasteel
ELITEDIENTES / TEETH
PHD / V / TUMayor Rendimiento
Better PerformanceMayor Durabilidad
Longer Wear-lifeMayor Penetración
Higher PenetrationAutoafilante
Self SharpeningDiseño Elite
Elite DesignAleación De Alta Calidad
High Quality Alloy

Fig. 1

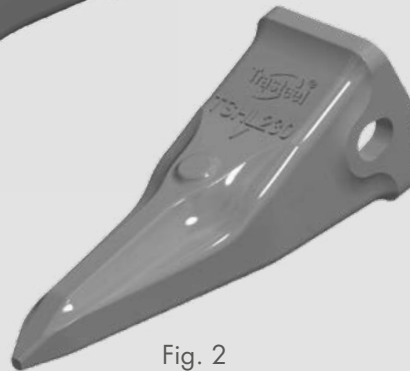


Fig. 2

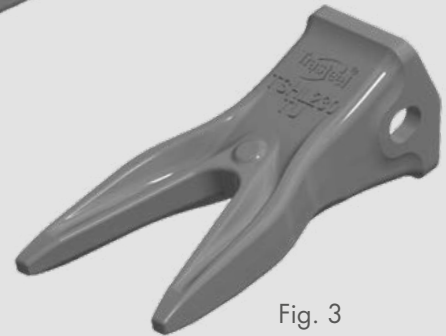
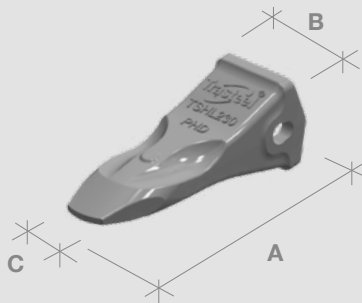


Fig. 3



Talla Size	Referencia Reference	Peso Weight	A	B	C	Figura Figure	Alternativa Alternative OEM	Portadientes Adapters	Pasador Pin
	TSHL-230-PHD	1,4	170	59	-	1	230ST	2740-23 / 834-23	23PN
23	TSHL-230-V	1,3	180	58	5	2	23TL	2740-23 / 834-23	23PN
	TSHL-230-TU	1,5	178	58	89,9	3	23WTL	2740-23 / 834-23	23PN



DIENTES / TEETH
ST & SP



Talla Size	Referencia Reference	Peso Weight	Portadientes Adapters	Pasador Pin
23	230ST	1,2	2740-23 / 834-23	23PN
23	230SP	1,2	2740-23 / 834-23	23PN
24	240SP	1,7	2740-24 / 3000-24	24PN

DIENTES / TEETH
TL



Talla Size	Referencia Reference	Peso Weight	Portadientes Adapters	Pasador Pin
23	23TL	1,1	2740-23 / 834-23	23-PN
24	24TL	1,3	2740-24 / 3000-24	24-PN

DIENTES / TEETH
WTL




Talla Size	Referencia Reference	Peso Weight	Portadientes Adapters	Pasador Pin
23	23WTL	1,2	2740-23 / 834-23	23-PN
24	24WTL	1,5	2740-24 / 3000-24	24-PN




.Trasteel
COMMODITY

PORTADIENTES / ADAPTERS

Portadientes / Adapters

Talla Size	Referencia Reference	Peso Weight	Figura Figure		Diente Tooth	Pasador Pin
23	2740-23	1,9	1	16 / 20 / 25	230-ST	23-PN
	834-23	1,6	2	16 / 20 / 25	230-ST	23-PN
24	2740-24	2,2	1	16 / 20 / 25	240-ST	24-PN
	3000-24	-	2	16 / 20 / 25	240-ST	24-PN



www.trasteelwearparts.com