A STEP AHEAD IN **TECHNIQUE.**
FUTURE ORIENTED

QUICK COUPLERS, HYDRAULIC ACTUATORS AND BUCKETS

EN

Company with a Quality Management System Certified according to UNI EN ISO 9001:2015

KINSHOFER GROUP COMPANY

CANGINI

www.canginibenne.com

HISTORY

1989
THE DEBUT AS SPECIALIZED METALWORKING WORKSHOP IN THE FAMILY HOUSE, IN THE RURAL AREA OF PAGNO, IN THE HEART OF THE ROMAGNA'S APENNINES.

1990
THE CANGINI BROTHERS SPECIALIZE THEIR ACTIVITY IN THE DESIGN AND PRODUCTION OF BUCKETS.

1992
THE YOUNG COMPANY IS ABLE TO CATCH THE MARKET'S SIGNS. THE CATALOGUE IS RICHER AND THE FIRST QUICK COUPLER, THE AR MODEL, IS PRODUCED.

1996
THE FIRST CANGINI ATTACHMENT JOINS THE CATALOGUE. THE COMPANY SETTLES IN THE NEW PLANT OF SARSINA.

2001
THE CR MECHANICAL QUICK COUPLER IS PLACED ON THE MARKET.

2006
THE EXPORT SHARE GROWS AND THE PRODUCTION AREA INAUGURATES ITS NEW 2,500 M².

2010
THE WORLD ECONOMIC CRISIS AFFECTS THE ITALIAN MARKET. CANGINI GROWS STRONGER THANKS TO ITS EXPORT SHARE.

2016
MENTION OF HONOUR TO SAFETY BY THE SAMOTER INNOVATION AWARD.

2017
NEW PRODUCTION AREA DEVOTED TO HYDRAULIC ATTACHMENTS (2,400 M²) WITH A NEW WATER-COATING PLANT.

2021
SWEDISH INVESTMENT COMPANY LIFCO AB ACQUIRED THE MAJORITY OF CANGINI BENNE SHARES, WHICH BECOMES PART OF THE DEMOLITION & TOOLS DIVISION, HEADED BY THE KINSHOFER GROUP.

THE BEST YEARS ARE THOSE STILL TO COME

INDEX

QUICK COUPLERS 4
HYDRAULIC ACTUATORS AND ADAPTER PLATES 28
STANDARD BUCKETS 56
SCANDINAVIAN BUCKETS 146
NETHERLANDS BUCKETS 236
GENERAL SALES AND WARRANTY CONDITIONS 268

TECHNICAL LEGEND

WEIGHT	W/O ROTATION	BRUSH DIAMETER
EMPTY WEIGHT	BIDIRECTIONAL ROTATION	MAX. PIPE DIAMETER
FULL LOAD WEIGHT/OPERATING	SHAFTS	HEX KEY
ALLOWED MAX CAPACITY	SELECTED THICKNESS DIAMETER	MATCHING BUCKET
LIFTING CAPACITY	HAMMERS	ADAPTER
OIL FLOWRATE	STANDARD Y BLADES + INTERMEDIATE KNIFE	EXCAVATOR
OIL FLOWRATE REQUESTED FOR ROTATION	CUTTING DIAMETER	SKID LOADER
TEETH LOADING CAPACITY	ROTOR DIAMETER	MINI SKID LOADER
POWER	ROTOR MAXIMUM DIAMETER	WHEEL LOADER
PRESSURE	DC TEETH • DTE TEETH	BACKHOE LOADER
BELT TRANSMISSION	DF TEETH	TELEHANDLER
ROTATION	BRUSH	TRACTOR

All data (images and descriptions) and data combinations in this catalogue are suggested. Cangini reserves the right to modify them anytime. All rights reserved.

				EXCAVATOR	BACKHOE LOADER
AR FAST LOCK	6		 AR	✓	✓
CR TWIN LOCK	8		CR	✓	✓
CR TWIN LOCK D.E.	10		CR	✓	✓
CS SCHNAPPMATIC	12		CS CS JANUS PRO	✓	✓
CS SCHNAPPMATIC D.E.	14		CS CS JANUS PRO	✓	✓
CS SCHNAPPMATIC D.E. CS 100	16		CS CS JANUS PRO	✓	

QUICK COUPLERS

				EXCAVATOR	BACKHOE LOADER
M-LOCK EVO SYSTEM	18		CM	✓	✓
S NORDIC EVO SYSTEM	20		S EVO	✓	✓
PL PIN LOCK	22		STANDARD	✓	✓
CW AUT'O'LOCK	24		CW COPPO CW IN PIANO CW ROVESCIO CW REVERSIBILE	✓	✓
CW HAND'O'LOCK	26		CW COPPO CW IN PIANO CW ROVESCIO CW REVERSIBILE	✓	✓

AR FAST LOCK

EXCAVATOR BACKHOE LOADER

NB: AT THE TIME OF ORDER, PLEASE NOTIFY THE VOLTAGE OF THE ELECTRICAL SYSTEM (12-24 V)

THE AR FAST LOCK PATENTED QUICK COUPLER ENABLES THE FAST LOCKING AND UNLOCKING OF THE ATTACHMENT TOOLS, CONSIDERABLY REDUCING THE TIME FOR THEIR REPLACEMENT. THE MECHANICAL VERSION IS PROVIDED WITH A SEMI-AUTOMATIC SYSTEM THAT REQUIRES THE MANUAL INTERVENTION WHEN THE TOOL HAS TO BE RELEASED. BOTH THE LOCKING AND THE SAFE BLOCKING OF THE NEW TOOL ARE AUTOMATIC OPERATIONS. IN THE HYDRAULIC VERSION THESE FUNCTIONS ARE MANAGED DIRECTLY FROM THE CAB.

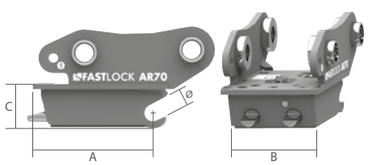

	TONS (LB)	0,6 - 1,8 (1323 - 3968)		1,8 - 2,5 (3968 - 5512)		2,5 - 4,0 (5512 - 8819)		4,0 - 6,0 (8819 - 13228)		6,0 - 7,5 (13228 - 16535)	
	MOD.	**AR15**		**AR30**		**AR40**		**AR50**		**AR70**	
A	MM *(IN)*	206	*(8,1)*	226	*(8,9)*	238	*(9,4)*	271	*(10,7)*	317	*(12,5)*
B	MM *(IN)*	156	*(6,1)*	181	*(7,1)*	196	*(7,7)*	218	*(8,6)*	258	*(10,2)*
C	MM *(IN)*	92	*(3,6)*	92	*(3,6)*	97	*(3,8)*	120	*(4,7)*	124	*(4,9)*
Ø	MM *(IN)*	30	*(1,2)*	35	*(1,4)*	35	*(1,4)*	40	*(1,6)*	45	*(1,8)*

MECHANIC SEMI-AUTOMATIC		**AR15 S.A.**		**AR30 S.A.**		**AR40 S.A.**		**AR50 S.A.**		**AR70 S.A.**	
W/O COUPLER	KG *(LB)*	16	*(35)*	20	*(44)*	25	*(55)*	30	*(66)*	61	*(135)*

HYDRAULIC SINGLE ACTION	**MOD.**	**AR15 S.E.**		**AR30 S.E.**		**AR40 S.E.**		**AR50 S.E.**		**AR70 S.E.**	
W/O COUPLER	KG *(LB)*	18	*(40)*	22	*(49)*	27	*(60)*	32	*(71)*	63	*(139)*
MAX	BAR *(PSI)*	250	*(3626)*	250	*(3626)*	250	*(3626)*	250	*(3626)*	250	*(3626)*

OPTIONAL

1 HYDRAULIC INSTALLATION KIT

WITH THE HYDRAULIC QUICK COUPLER THE INSTALLATION KIT CAN BE PROVIDED, INCLUDING SOLENOID VALVE AND ELECTRIC SWITCH WITH MAGNETS TO EASILY PUT IT INSIDE THE CAB

2 LIFTING HOOK

A HOOK APPROVED FOR LIFTING OPERATIONS CAN BE WELDED DIRECTLY ON THE QUICK COUPLER.

3 AR ADAPTER

THE ADAPTER APPLIED TO ANY TOOL ENABLES THE COUPLING WITH THE AR FAST LOCK QUICK COUPLER.

CR TWIN LOCK

EXCAVATOR BACKHOE LOADER

PATENTED

NB: AT THE TIME OF ORDER, PLEASE NOTIFY THE VOLTAGE OF THE ELECTRICAL SYSTEM (12-24 V)

THE CR TWIN LOCK PATENTED **REVERSIBLE** QUICK COUPLER ENABLES THE FAST LOCKING AND UNLOCKING OF THE ATTACHMENT TOOLS CONSIDERABLY REDUCING THE TIME FOR THEIR REPLACEMENT. THE MECHANICAL VERSION IS PROVIDED WITH A SEMI-AUTOMATIC SYSTEM THAT REQUIRES THE MANUAL INTERVENTION WHEN THE TOOL HAS TO BE RELEASED. BOTH THE LOCKING AND THE SAFE BLOCKING OF THE NEW TOOL ARE AUTOMATIC OPERATIONS. IN THE HYDRAULIC VERSION ALL THESE FUNCTIONS ARE MANAGED DIRECTLY FROM THE CAB.

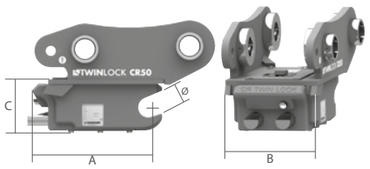

	TONS (LB)	0,6 - 1,8 (1323 - 3968)		1,8 - 2,5 (3968 - 5512)		2,5 - 4,0 (5512 - 8819)		4,0 - 6,0 (8819 - 13228)		6,0 - 12,0 (13228 - 26455)	
	MOD.	**CR15**		**CR30**		**CR40**		**CR50**		**CR70**	
A	MM *(IN)*	247	*(9,7)*	252	*(9,9)*	260	*(10,2)*	290	*(11,4)*	345	*(13,5)*
B	MM *(IN)*	156	*(6,1)*	180	*(7,1)*	196	*(7,7)*	218	*(8,6)*	257	*(10,1)*
C	MM *(IN)*	101	*(4,0)*	107	*(4,2)*	109	*(4,3)*	133	*(5,2)*	148	*(5,8)*
Ø	MM *(IN)*	40	*(1,6)*	45	*(1,8)*	45	*(1,8)*	50	*(2,0)*	60	*(2,4)*

MECHANIC SEMI-AUTOMATIC	**MOD.**	**CR15 S.A.**		**CR30 S.A.**		**CR40 S.A.**		**CR50 S.A.**		**CR70 S.A.**	
W/O COUPLER	KG *(LB)*	20	*(44)*	25	*(55)*	28	*(62)*	39	*(86)*	62	*(137)*

HYDRAULIC SINGLE ACTION	**MOD.**	**CR15 S.E.**		**CR30 S.E.**		**CR40 S.E.**		**CR50 S.E.**		**CR70 S.E.**	
W/O COUPLER	KG *(LB)*	21	*(46)*	27	*(60)*	29	*(64)*	40	*(88)*	63	*(139)*
MAX	BAR *(PSI)*	250	*(3626)*	250	*(3626)*	250	*(3626)*	250	*(3626)*	200	*(2901)*

*NB. THE LIFTING CAPACITY OF THE HOOK IS ADJUSTED ACCORDING TO THE SUPPORT TO WHICH THE HOOK IS APPLIED

STANDARD TECHNICAL FEATURES

1 "SAFE CHECK" SIDE COUPLING INDICATOR

THE 'SAFE CHECK' SIDE INDICATOR ALLOWS THE QUICK COUPLER'S FULL CONTROL OVER THE ADAPTER. IT PERMITS TO CHECK IF THE QUICK COUPLER IS IN THE RIGHT POSITION TO ENSURE CORRECT COUPLING ONCE THE PINS ARE OUT.

OPTIONAL

2 HYDRAULIC INSTALLATION KIT

WITH THE HYDRAULIC QUICK COUPLER THE INSTALLATION KIT CAN BE PROVIDED, INCLUDING SOLENOID VALVE AND ELECTRIC SWITCH WITH MAGNETS TO EASILY PUT IT INSIDE THE CAB

3 LIFTING HOOK

A HOOK APPROVED FOR LIFTING OPERATIONS CAN BE WELDED DIRECTLY ON THE QUICK COUPLER.

4 CR ADAPTE

THE CR ADAPTER MAKES THE TOOL REVERSIBLE.

CR TWIN LOCK D.E.

EXCAVATOR BACKHOE LOADER

HB400

NB: AT THE TIME OF ORDER, PLEASE NOTIFY THE VOLTAGE OF THE ELECTRICAL SYSTEM (12-24 V)

THE CR TWIN LOCK D.E. QUICK COUPLER, WITH ITS **DOUBLE ACTION** SYSTEM, MANAGES THE LOCKING AND UNLOCKING OPERATIONS DIRECTLY FROM THE CAB IN A FEW SECONDS. IT MEETS THE HIGHEST RELIABILITY STANDARDS THANKS TO ITS SAFETY SYSTEMS, SUCH AS THE VISUAL INDICATOR FOR THE LOCKING STATUS CONTROL, THE STANDARD BLOCK VALVE, THE DOUBLE-NOTCH PROFILE OF THE FORK. THE SIDES ARE REALIZED ENTIRELY WITH THE HB400 STEEL, GRANTING GREAT RESISTANCE.

HYDRAULIC DOUBLE ACTION

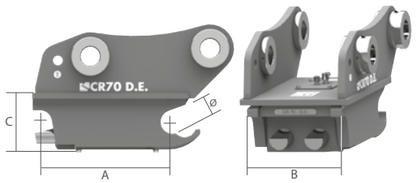

	TONS (LB)	0,6 - 1,8 (1323 - 3968)		1,8 - 2,5 (3968 - 5512)		2,5 - 4,0 (5512 - 8819)		4,0 - 6,0 (8819 - 13228)		6,0 - 12,0 (13228 - 26455)	
	MOD.	**CR15 D.E.**		**CR30 D.E.**		**CR40 D.E.**		**CR50 D.E.**		**CR70 D.E.**	
A	MM *(IN)*	247	*(9,7)*	252	*(9,9)*	260	*(10,2)*	290	*(11,4)*	345	*(13,5)*
B	MM *(IN)*	156	*(6,1)*	180	*(7,1)*	196	*(7,7)*	218	*(8,6)*	257	*(10,1)*
C	MM *(IN)*	101	*(4,0)*	107	*(4,2)*	109	*(4,3)*	133	*(5,2)*	148	*(5,8)*
Ø	MM *(IN)*	40	*(1,6)*	45	*(1,8)*	45	*(1,8)*	50	*(2,0)*	60	*(2,4)*
W/O COUPLER	KG *(LB)*	17,5	*(40)*	23	*(49)*	27	*(60)*	42	*(84)*	68	*(135)*
MAX	BAR *(PSI)*	200	*(2901)*	200	*(2901)*	200	*(2901)*	200	*(2901)*	200	*(2901)*

NB* THE LIFTING CAPACITY OF THE HOOK IS ADJUSTED ACCORDING TO THE SUPPORT TO WHICH THE HOOK IS APPLIED

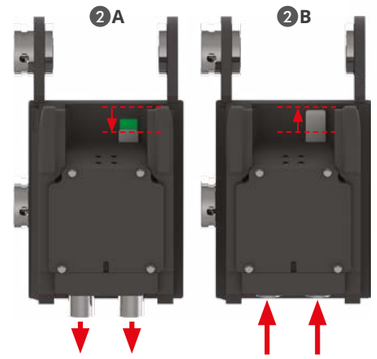

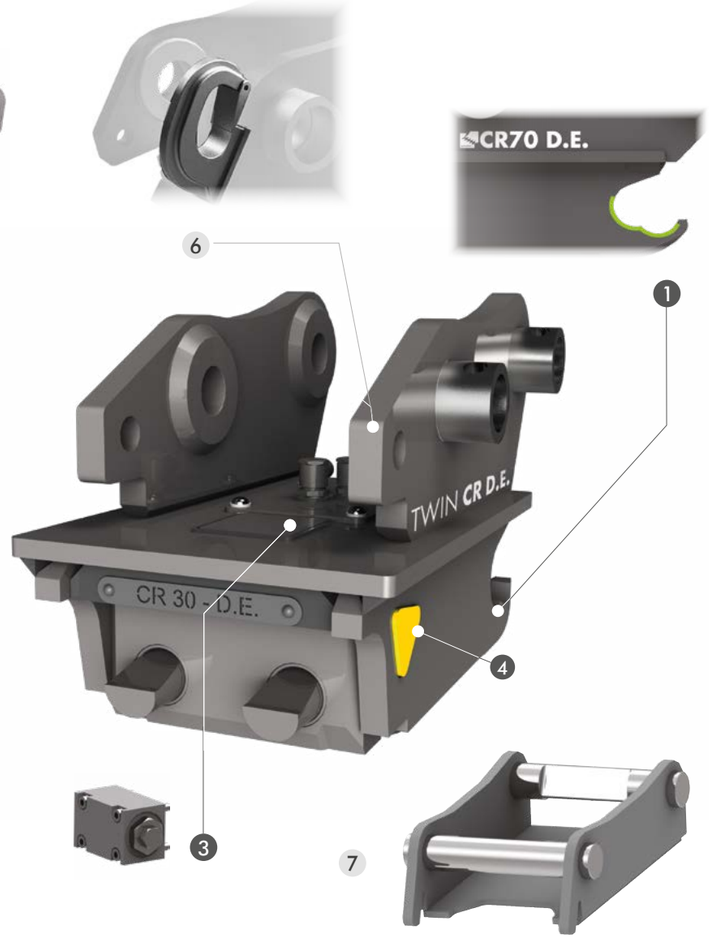

STANDARD TECHNICAL FEATURES

1 FORK'S DOUBLE PROFILE

NEW DOUBLE CRADLE PROFILE CREATE A GREATER OBSTACLE TO THE ACCIDENTAL FALL OF THE TOOL.

2 FRONT SAFETY SYSTEM

THROUGH TO THE VISUAL INDICATOR PLACED IN THE COUPLER, THE VISUALISATION OF THE LOCKING CONDITION IS SIMPLE AND IMMEDIATE.
A LOCKINIG PINS **B** UNLOCKIN PINS

3 SAFETY BLOCK VALVE

IT ALLOWS THE QUICK COUPLER TO HOLD ITS POSITION EVEN IN THE CASE OF A PRESSURE LOSS ON THE HYDRAULIC LINE.

4 "SAFE CHECK" SIDE COUPLING INDICATOR

THE 'SAFE CHECK' SIDE INDICATOR ALLOWS THE QUICK COUPLER'S FULL CONTROL OVER THE ADAPTER.IT PERMITS TO CHECK IF THE QUICK COUPLER IS IN THE RIGHT POSITION TO ENSURE CORRECT COUPLING ONCE THE PINS ARE OUT..

OPTIONAL

5 HYDRAULIC INSTALLATION KIT

THIS KIT CAN BE SUPPLIED WITH THE QUICK COUPLER HYDRAULIC VERSION. SUPPLIED WITH WIRED SOLENOID VALVE AND CONTROL SWITCH.

6 LIFTING HOOK

A HOOK APPROVED FOR LIFTING OPERATIONS CAN BE WELDED DIRECTLY ON THE QUICK COUPLER.

7 CR ADAPTE

THE CR ADAPTER MAKES THE TOOL REVERSIBLE.

CS SCHNAPPMATIC

EXCAVATOR BACKHOE LOADER

PATENTED

NB: AT THE TIME OF ORDER, PLEASE NOTIFY THE VOLTAGE OF THE ELECTRICAL SYSTEM (12-24 V)

THE CS SCHNAPPMATIC PATENTED QUICK COUPLER ENABLES THE FAST LOCKING AND UNLOCKING OF THE ATTACHMENTS, CONSIDERABLY REDUCING THE TIME FOR THEIR REPLACEMENT. THE MECHANICAL VERSION IS PROVIDED WITH A SEMI-AUTOMATIC SYSTEM THAT REQUIRES THE MANUAL INTERVENTION WHEN THE TOOL HAS TO BE RELEASED. BOTH THE LOCKING AND THE SAFE BLOCKING OF THE NEW TOOL ARE AUTOMATIC OPERATIONS. IN THE HYDRAULIC VERSION ALL THESE FUNCTIONS ARE MANAGED FROM THE CAB. ACCORDING TO THE ADAPTER, STANDARD OR JANUS PRO (REVERSIBLE), IT IS POSSIBLE TO USE THE SAME TOOLS ALSO FOR FRONT DIGGING WORKS. THIS QUICK COUPLER COMBINES WITH ALL TYPES OF ADAPTER OF THE (**MS OS, DS,** ETC.) 01, 03 AND 08 SERIES.

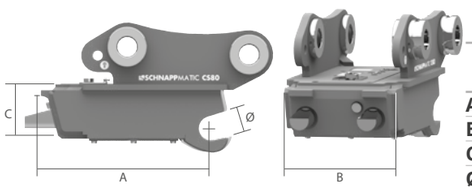

	TONS (LB)	0,6 - 2,5 (1323 - 5512)		2,5 - 6,0 (5512 - 13227)		5,0 - 12,0 (11023 - 26455)	
	MOD.	**CS10**		**CS30**		**CS80**	
A	MM *(IN)*	250	*(9,8)*	316	*(12,5)*	436	*(17,2)*
B	MM *(IN)*	180	*(7,1)*	200	*(8)*	290	*(11)*
C	MM *(IN)*	72	*(2,8)*	78	*(3,1)*	105	*(4,1)*
Ø	MM *(IN)*	40	*(1,6)*	50	*(2,0)*	60	*(2,4)*

MECHANIC SEMI-AUTOMATIC	**MOD.**	**CS10 S.A.**		**CS30 S.A.**		**CS80 S.A.**	
W/O COUPLER	KG *(LB)*	22	*(49)*	33	*(73)*	83	*(183)*

HYDRAULIC SINGLE ACTION	**MOD.**	**CS10 S.E.**		**CS30 S.E.**		**CS80 S.E.**	
W/O COUPLER	KG *(LB)*	23	*(51)*	34	*(75)*	87	*(192)*
MAX	BAR *(PSI)*	250	*(3626)*	250	*(3626)*	250	*(3626)*

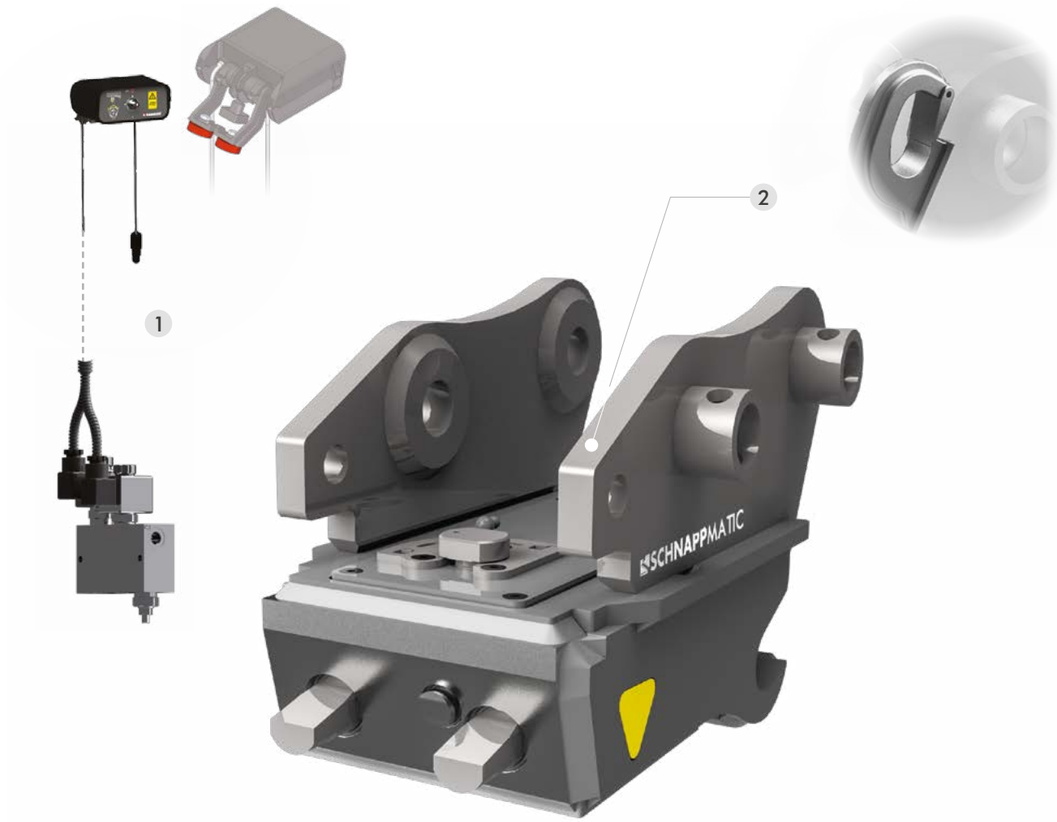

3

4

OPTIONAL

1 HYDRAULIC INSTALLATION KIT

WITH THE HYDRAULIC QUICK COUPLER THE INSTALLATION KIT CAN BE PROVIDED, INCLUDING SOLENOID VALVE AND ELECTRIC SWITCH WITH MAGNETS TO EASILY PUT IT INSIDE THE CAB

2 LIFTING HOOK

A HOOK APPROVED FOR LIFTING OPERATIONS CAN BE WELDED DIRECTLY ON THE QUICK COUPLER.

NB* THE LIFTING CAPACITY OF THE HOOK IS ADJUSTED ACCORDING TO THE SUPPORT TO WHICH THE HOOK IS APPLIED

3 CS ADAPTER

THE ADAPTER APPLIED TO ANY TOOL ENABLES THE COUPLING WITH THE CS SCHNAPPMATIC QUICK COUPLER.

4 JANUS PRO ADAPTER

THE JANUS PRO ADAPTER MAKES THE TOOL REVERSIBLE.

CS SCHNAPPMATIC D.E.

EXCAVATOR BACKHOE LOADER

HB400

NB: AT THE TIME OF ORDER, PLEASE NOTIFY THE VOLTAGE OF THE ELECTRICAL SYSTEM (12-24 V)

THE CS SCHNAPPMATIC D.E. QUICK COUPLER, WITH ITS **DOUBLE ACTION** SYSTEM, MANAGES THE LOCKING AND UNLOCKING OPERATIONS DIRECTLY FROM THE CAB IN A FEW SECONDS. IT IS EQUIPPED WITH DIFFERENT SAFETY SYSTEMS, SUCH AS THE VISUAL INDICATOR FOR THE LOCKING STATUS CONTROL, THE STANDARD BLOCK VALVE AND THE DOUBLE-NOTCH PROFILE OF THE FORK. THE HARDOX400 FORK MAKES THE QUICK COUPLER SUITED TO HIGH WORKLOADS AND GRANTS ITS LONG USEFUL LIFE.

HYDRAULIC DOUBLE ACTION



		TONS (LB)	0,6 - 2,5 (1323 - 5512)		2,5 - 6,0 (5512 - 13227)		5,0 - 12,0 (11023 - 26455)	
		MOD.	**CS10 D.E.**		**CS30 D.E.**		**CS80 D.E.**	
A	MM *(IN)*		250	*(9,8)*	316	*(12,5)*	436	*(17,2)*
B	MM *(IN)*		180	*(7,1)*	200	*(8)*	290	*(11)*
C	MM *(IN)*		72	*(2,8)*	78	*(3,1)*	105	*(4,1)*
Ø	MM *(IN)*		40	*(1,6)*	50	*(2,0)*	60	*(2,4)*
W/O COUPLER		KG *(LB)*	16	*(35)*	25	*(55)*	61	*(135)*
MAX		BAR *(PSI)*	200	*(2901)*	200	*(2901)*	200	*(2901)*

NB* THE LIFTING CAPACITY OF THE HOOK IS ADJUSTED ACCORDING TO THE SUPPORT TO WHICH THE HOOK IS APPLIED.

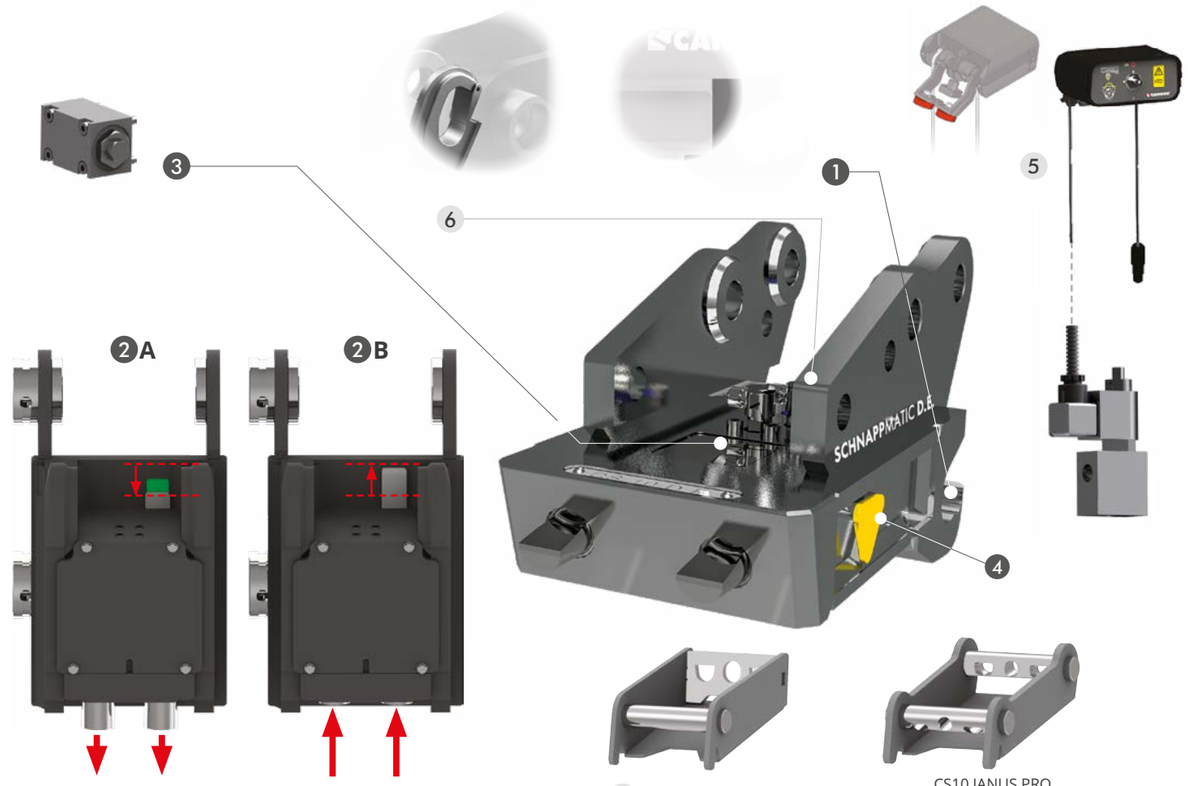

STANDARD TECHNICAL FEATURES

1 FORK'S DOUBLE PROFILE

NEW DOUBLE CRADLE PROFILE CREATE A GREATER OBSTACLE TO THE ACCIDENTAL FALL OF THE TOOL.

2 FRONT SAFETY SYSTEM

THROUGH TO THE VISUAL INDICATOR PLACED IN THE COUPLER, THE VISUALISATION OF THE LOCKING CONDITION IS SIMPLE AND IMMEDIATE.
A LOCKINIG PINS **B** UNLOCKIN PINS

3 SAFETY BLOCK VALVE

IT ALLOWS THE QUICK COUPLER TO HOLD ITS POSITION EVEN IN THE CASE OF A PRESSURE LOSS ON THE HYDRAULIC LINE.

4 "SAFE CHECK" SIDE COUPLING INDICATOR

THE 'SAFE CHECK' SIDE INDICATOR ALLOWS THE QUICK COUPLER'S FULL CONTROL OVER THE ADAPTER.IT PERMITS TO CHECK IF THE QUICK COUPLER IS IN THE RIGHT POSITION TO ENSURE CORRECT COUPLING ONCE THE PINS ARE OUT..

OPTIONAL

5 HYDRAULIC INSTALLATION KIT

WITH THE HYDRAULIC QUICK COUPLER THE INSTALLATION KIT CAN BE PROVIDED, INCLUDING SOLENOID VALVE AND ELECTRIC SWITCH WITH MAGNETS TO EASILY PUT IT INSIDE THE CAB

6 LIFTING HOOK

A HOOK APPROVED FOR LIFTING OPERATIONS CAN BE WELDED DIRECTLY ON THE QUICK COUPLER.

7 CS ADAPTER

THE ADAPTER APPLIED TO ANY TOOL ENABLES THE COUPLING WITH THE CS SCHNAPPMATIC D.E. QUICK COUPLER.

8 JANUS PRO ADAPTER

THE JANUS PRO ADAPTER MAKES THE TOOL REVERSIBLE.

CS SCHNAPPMATIC D.E. CS100

EXCAVATOR

HB400

NB: AT THE TIME OF ORDER, PLEASE NOTIFY THE VOLTAGE OF THE ELECTRICAL SYSTEM (12-24 V)

THE CS SCHNAPPMATIC D.E. QUICK COUPLER, WITH ITS **DOUBLE ACTION** SYSTEM, MANAGES THE LOCKING AND UNLOCKING OPERATIONS DIRECTLY FROM THE CAB IN A FEW SECONDS. IT IS EQUIPPED WITH DIFFERENT SAFETY SYSTEMS, SUCH AS THE VISUAL INDICATOR FOR THE LOCKING STATUS CONTROL, THE STANDARD BLOCK VALVE AND THE DOUBLE-NOTCH PROFILE OF THE FORK. THE HB400 FORK MAKES THE QUICK COUPLER SUITED TO HIGH WORKLOADS AND GRANTS ITS LONG USEFUL LIFE. THE MODEL FOR MACHINES FROM 12 TO 19 TONS IS THE CS100 SCHNAPPMATIC D.E., DEFINED BY CONE-SHAPED PINS THAT GRANT AN EFFICIENT EQUILIBRIUM OF FORCES.

HYDRAULIC DOUBLE ACTION



	TONS *(LB)*	12,0 - 19,0 *(26455 - 41888)*	
	MOD.	**CS100 D.E.**	
A	MM *(IN)*	520	*(20,5)*
B	MM *(IN)*	395	*(15,6)*
C	MM *(IN)*	172	*(6,8)*
Ø	MM *(IN)*	70	*(2,7)*
W/O COUPLER	KG *(LB)*	130	*(287)*
MAX	BAR *(PSI)*	200	*(2900)*

NB* THE LIFTING CAPACITY OF THE HOOK IS ADJUSTED ACCORDING TO THE SUPPORT TO WHICH THE HOOK IS APPLIED

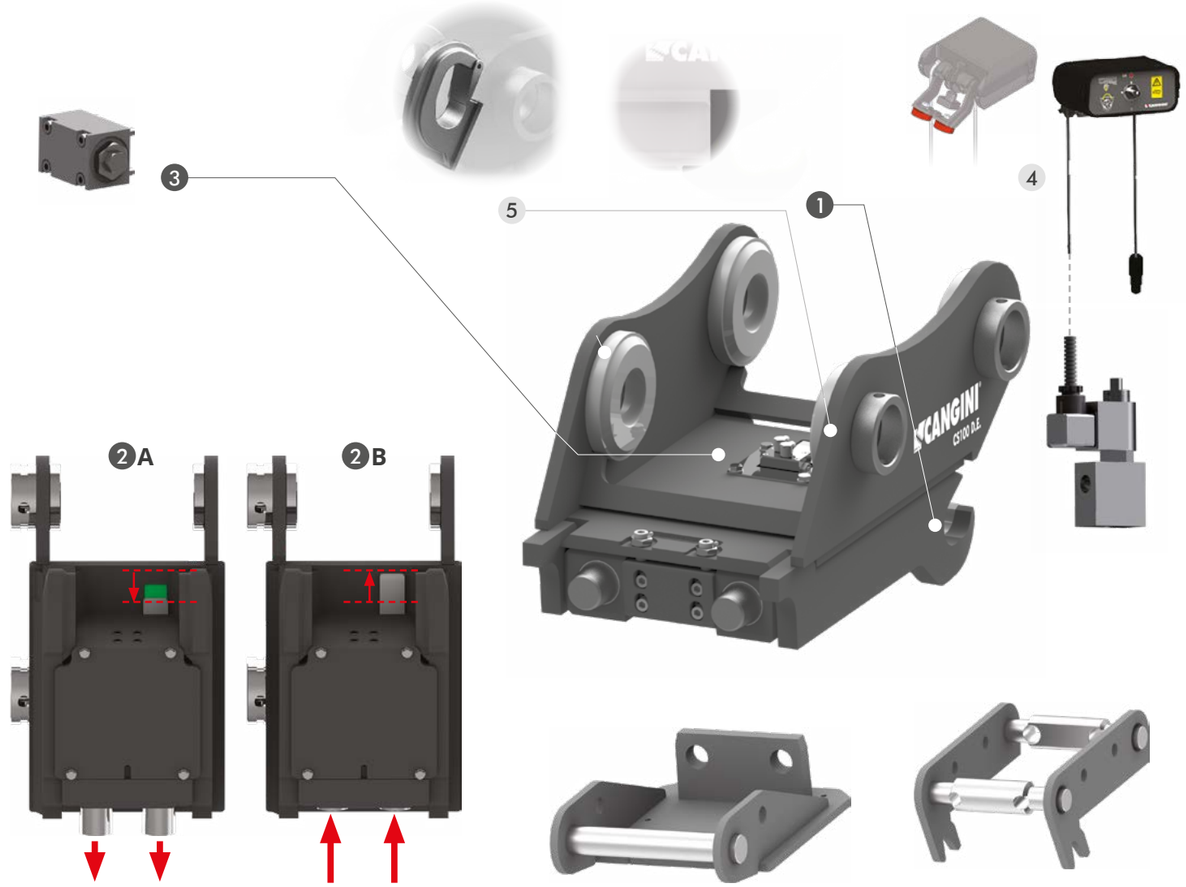

6 CS100

7 CS100 JANUS PRO

STANDARD TECHNICAL FEATURES

1 FORK'S DOUBLE PROFILE

NEW DOUBLE CRADLE PROFILE CREATE A GREATER OBSTACLE TO THE ACCIDENTAL FALL OF THE TOOL.

2 VISUAL MARKER OF THE COUPLING CONDITION

THANKS TO THE VISUAL MARKER ON THE COUPLER, THE DISPLAY OF THE COUPLING CONDITION IS EASY AND IMMEDIATE:
A LOCKED PINS **B** UNLOCKED PINS

3 SAFETY BLOCK VALVE

IT ALLOWS THE QUICK COUPLER TO HOLD ITS POSITION EVEN IN THE CASE OF A PRESSURE LOSS ON THE HYDRAULIC LINE.

OPTIONAL

4 HYDRAULIC INSTALLATION KIT

WITH THE HYDRAULIC QUICK COUPLER THE INSTALLATION KIT CAN BE PROVIDED, INCLUDING SOLENOID VALVE AND ELECTRIC SWITCH WITH MAGNETS TO EASILY PUT IT INSIDE THE CAB

5 LIFTING HOOK

A HOOK APPROVED FOR LIFTING OPERATIONS CAN BE WELDED DIRECTLY ON THE QUICK COUPLER.

6 CS ADAPTER

THE ADAPTER APPLIED TO ANY TOOL ENABLES THE COUPLING WITH THE CS SCHNAPPMATIC D.E. QUICK COUPLER.

7 JANUS PRO ADAPTER

THE JANUS PRO ADAPTER MAKES THE TOOL REVERSIBLE.

M'LOCK - EVO SYSTEM

EXCAVATOR BACKHOE LOADER

HB400

NB: AT THE TIME OF ORDER, PLEASE NOTIFY THE VOLTAGE OF THE ELECTRICAL SYSTEM (12-24 V)

THE **REVERSIBLE** M'LOCK QUICK COUPLER IS EQUIPPED WITH THE MOST ADVANCED SAFETY SYSTEMS: THE FRONT SAFETY SYSTEM THAT IS ACTIVATED WHEN THE PINS COME OUT; THE FORK WITH ITS NEW DOUBLE-NOTCH PROFILE; THE VISUAL INDICATOR THAT SHOWS THE OPERATOR THE LOCKING STATUS FROM THE CAB. SIDES ARE MADE IN HB400.
THANKS TO ITS SEMI-AUTOMATIC SYSTEM, THE MECHANICAL VERSION REQUIRES THE OPERATOR'S INTERVENTION ONLY DURING THE UNLOCKING PHASE, WHILE THE LOCKING FUNCTION IS AUTOMATIC.
WITH ITS **DOUBLE ACTION** SYSTEM, THE HYDRAULIC VERSION ALLOWS TO MANAGE BOTH THE LOCKING AND UNLOCKING OPERATIONS DIRECTLY FROM THE CAB IN A FEW SECONDS.

MECHANICAL

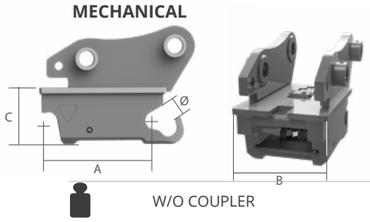

W/O COUPLER

TONS (LB)	1,0 - 2,5 (2205 - 5512)		2,5 - 4,0 (5512 - 8818)		4,0 - 7,5 (8818 - 16535)		7,5 - 10,0 (16535 - 22046)	
MOD.	**M'LOCK 30 S.A.**		**M'LOCK 30 S.A.**		**M'LOCK 100 S.A.**		**M'LOCK 100 S.A.**	
A MM (IN)	180	(7,1)	180	(7,1)	292	(11)	292	(11)
B MM (IN)	180	(7,1)	180	(7,1)	228	(9)	228	(9)
C MM (IN)	124	(5)	124	(5)	157	(6)	157	(6)
Ø MM (IN)	35	(1,3)	35	(1,3)	50	(1,9)	50	(1,9)
KG (LB)	19	(42)	19	(42)	45	(99)	45	(99)

HYDRAULIC DOUBLE ACTION

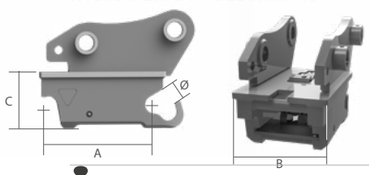

W/O COUPLER

MAX

TONS (LB)	1,0 - 2,5 (2205 - 5512)		2,5 - 4,0 (5512 - 8818)		4,0 - 7,5 (8818 - 16535)		7,5 - 10,0 (16535 - 22046)		10,0 - 18,0 (22046 - 39683)	
MOD.	**M'LOCK 30 D.E.**		**M'LOCK 30 D.E.**		**M'LOCK 100 D.E.**		**M'LOCK 100 D.E.**		**M'LOCK 180 D.E.**	
A MM (IN)	180	(7,1)	180	(7,1)	292	(11)	292	(11)	376	(15)
B MM (IN)	180	(7,1)	180	(7,1)	228	(9)	228	(9)	306	(12)
C MM (IN)	124	(5)	124	(5)	157	(6)	157	(6)	177	(6,9)
Ø MM (IN)	35	(1,3)	35	(1,3)	50	(1,9)	50	(1,9)	65	(2,6)
KG (LB)	18	(40)	18	(40)	46	(101)	46	(101)	85	(187)
BAR (PSI)	200	(2901)	200	(2901)	200	(2901)	200	(2901)	200	(2901)



STANDARD TECHNICAL FEATURES

1 "SAFE CHECK" SIDE COUPLING INDICATOR

THE 'SAFE CHECK' SIDE INDICATOR ALLOWS THE QUICK COUPLER'S FULL CONTROL OVER THE ADAPTER.IT PERMITS TO CHECK IF THE QUICK COUPLER IS IN THE RIGHT POSITION TO ENSURE CORRECT COUPLING ONCE THE PINS ARE OUT..

2 FORK'S DOUBLE PROFILE

NEW DOUBLE CRADLE PROFILE CREATE A GREATER OBSTACLE TO THE ACCIDENTAL FALL OF THE TOOL.

3 VISUAL MARKER OF THE COUPLING CONDITION

THANKS TO THE VISUAL MARKER ON THE COUPLER, THE DISPLAY OF THE COUPLING CONDITION IS EASY AND IMMEDIATE:
A LOCKED PINS **B** UNLOCKED PINS

4 SAFETY BLOCK VALVE

IT ALLOWS THE QUICK COUPLER TO HOLD ITS POSITION EVEN IN THE CASE OF A PRESSURE LOSS ON THE HYDRAULIC LINE.

OPTIONAL

5 HYDRAULIC INSTALLATION KIT

WITH THE HYDRAULIC QUICK COUPLER THE INSTALLATION KIT CAN BE PROVIDED, INCLUDING SOLENOID VALVE AND ELECTRIC SWITCH WITH MAGNETS TO EASILY PUT IT INSIDE THE CAB

6 LIFTING HOOK

A HOOK APPROVED FOR LIFTING OPERATIONS CAN BE WELDED DIRECTLY ON THE QUICK COUPLER.
NB* THE LIFTING CAPACITY OF THE HOOK IS ADJUSTED ACCORDING TO THE SUPPORT TO WHICH THE HOOK IS APPLIED

7 CM ADAPTER

THE ADAPTER APPLIED TO ANY TOOL ENABLES THE COUPLING WITH THE CM QUICK COUPLER.

S NORDIC - EVO SYSTEM

EXCAVATOR BACKHOE LOADER

PATENTED

APPROVED SWISS MARKET

HB400

NB: AT THE TIME OF ORDER, PLEASE NOTIFY THE VOLTAGE OF THE ELECTRICAL SYSTEM (12-24 V)

THE S NORDIC SYSTEM **REVERSIBLE** QUICK COUPLER ENABLES THE FAST LOCKING AND UNLOCKING OF THE ATTACHMENT TOOLS CONSIDERABLY REDUCING THE TIME FOR THEIR REPLACEMENT. HB400 SIDE PLATES. THE MECHANICAL VERSION IS PROVIDED WITH A SEMI-AUTOMATIC SYSTEM THAT REQUIRES THE MANUAL INTERVENTION WHEN THE TOOL HAS TO BE RELEASED. THE LOCKING OF THE NEW TOOL IS AN AUTOMATIC OPERATION. IN THE HYDRAULIC VERSION, WITH ITS **DOUBLE ACTION** SYSTEM, ALL THESE FUNCTIONS ARE MANAGED DIRECTLY FROM THE CAB.

MECHANIC SEMI-AUTOMATIC

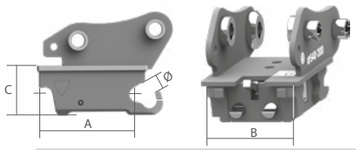

	TONS (LB)	0,6 - 2,5 (1323 - 5512)				2,5 - 6,0 (5512 - 13228)	
	MOD.	**S30-150**		**S30-180**		**S40-200**	
A	MM *(IN)*	200	*(8)*	230	*(9)*	300	*(12)*
B	MM *(IN)*	150	*(6)*	180	*(7)*	200	*(8)*
C	MM *(IN)*	85	*(3,3)*	85	*(3,3)*	117	*(4,6)*
Ø	MM *(IN)*	30	*(1,2)*	30	*(1,2)*	40	*(1,6)*
W/O COUPLER	KG *(LB)*	11	*(24)*	14	*(33)*	28	*(62)*

HYDRAULIC DOUBLE ACTION



	TONS (LB)	0,6 - 2,5 (1323 - 5512)				2,5 - 6,0 (5512 - 13228)		6,0 - 12,0 (13228 - 26455)				12,0 - 18,0 (26455 - 39683)	
	MOD.	**S30-150 D.E.**		**S30-180 D.E.**		**S40-200 D.E.**		**S45 D.E.**		**S50 D.E.**		**S60 D.E.**	
A	MM *(IN)*	200	*(8)*	230	*(9)*	300	*(12)*	430	*(17)*	430	*(17)*	480	*(19)*
B	MM *(IN)*	150	*(6)*	180	*(7)*	200	*(8)*	290	*(11)*	270	*(11)*	340	*(13)*
C	MM *(IN)*	85	*(3,3)*	85	*(3,3)*	117	*(4,6)*	138	*(5,4)*	141	*(5,5)*	163	*(6,4)*
Ø	MM *(IN)*	30	*(1,2)*	30	*(1,2)*	40	*(1,6)*	45	*(1,8)*	50	*(2)*	60	*(2,4)*
W/O COUPLER	KG *(LB)*	12	*(26)*	15	*(33)*	29	*(64)*	72	*(159)*	70	*(110)*	112	*(247)*
MAX	BAR *(PSI)*	250	*(3626)*	250	*(3626)*	250	*(3626)*	250	*(3626)*	250	*(3626)*	250	*(3626)*

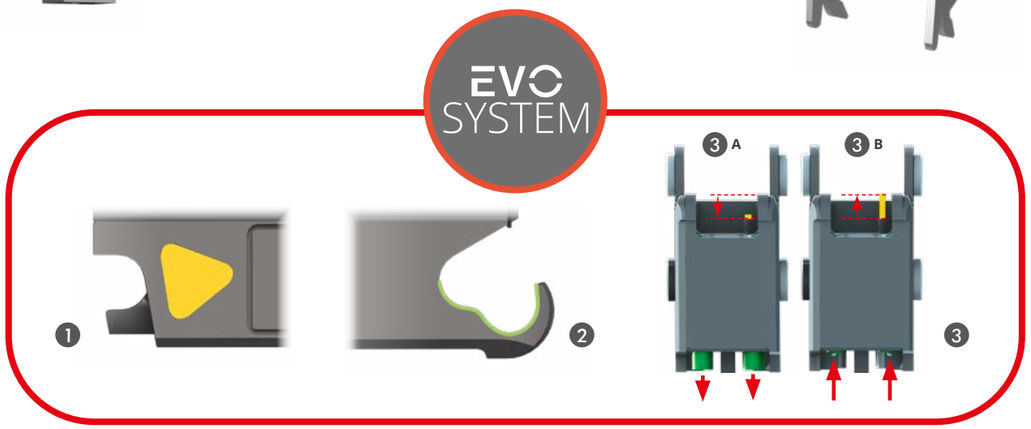

STANDARD TECHNICAL FEATURES

1 "SAFE CHECK" SIDE COUPLING INDICATOR

THE 'SAFE CHECK' SIDE INDICATOR ALLOWS THE QUICK COUPLER'S FULL CONTROL OVER THE ADAPTER.IT PERMITS TO CHECK IF THE QUICK COUPLER IS IN THE RIGHT POSITION TO ENSURE CORRECT COUPLING ONCE THE PINS ARE OUT.

2 FORK'S DOUBLE PROFILE

NEW DOUBLE CRADLE PROFILE CREATE A GREATER OBSTACLE TO THE ACCIDENTAL FALL OF THE TOOL.

3 VISUAL MARKER OF THE COUPLING CONDITION

THANKS TO THE VISUAL MARKER ON THE COUPLER, THE DISPLAY OF THE COUPLING CONDITION IS EASY AND IMMEDIATE:
A LOCKED PINS **B** UNLOCKED PINS

OPTIONAL

4 HYDRAULIC INSTALLATION KIT

WITH THE HYDRAULIC QUICK COUPLER THE INSTALLATION KIT CAN BE PROVIDED, INCLUDING SOLENOID VALVE AND ELECTRIC SWITCH WITH MAGNETS TO EASILY PUT IT INSIDE THE CAB

5 LIFTING HOOK

A HOOK APPROVED FOR LIFTING OPERATIONS CAN BE WELDED DIRECTLY ON THE QUICK COUPLER.
NB* THE LIFTING CAPACITY OF THE HOOK IS ADJUSTED ACCORDING TO THE SUPPORT TO WHICH THE HOOK IS APPLIED

6 S ADAPTER

THE ADAPTER APPLIED TO ANY TOOL ENABLES THE COUPLING WITH THE S QUICK COUPLER.

PL PIN LOCK

EXCAVATOR BACKHOE LOADER

NB: AT THE TIME OF ORDER, PLEASE NOTIFY THE VOLTAGE OF THE ELECTRICAL SYSTEM (12-24 V)

THE PL H PIN LOCK HYDRAULIC VERSION ENABLES THE LOCKING AND UNLOCKING OF THE TOOLS WITH FIXED COUPLING SYSTEM. THE LOCKING IS MADE DIRECTLY ON THE BUCKET OR TOOL'S PINS. IN THE MECHANICAL VERSION THE LOCKING AND UNLOCKING STEPS ARE MANUALLY OPERATED BY USING A SPECIAL SPANNER.
IN THE HYDRAULIC VERSION THE TOOLS' CHANGING OPERATIONS CAN BE MANAGED DIRECTLY FROM THE CAB. HYDRAULIC **DOUBLE ACTION** CYLINDER WITH BLOCK VALVE.

MECHANIC

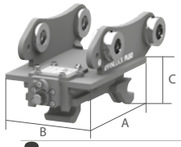

	TONS (LB)	0,6 - 1,2 (1323 - 2646)		1,2 - 2,5 (2646 - 5512)		2,5 - 4,0 (5512 - 8819)		4,0 - 7,5 (8819 - 16535)		7,5 - 10,0 (16535 - 22046)	
	MOD.	**PL10**		**PL20**		**PL40**		**PL60**		**PL80**	
A	MM *(IN)*	190	*(7,5)*	225	*(9)*	255	*(10)*	360	*(14)*	425	*(17)*
B	MM *(IN)*	200	*(8)*	220	*(9)*	260	*(10)*	290	*(11)*	315	*(12)*
C	MM *(IN)*	115	*(4,5)*	120	*(4,7)*	130	*(5,1)*	160	*(6,3)*	180	*(7,1)*
W/O COUPLER	KG *(LB)*	12	*(26)*	15	*(33)*	20	*(44)*	52	*(115)*	66	*(146)*

HYDRAULIC DOUBLE ACTION

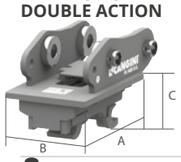

	TONS (LB)	2,5 - 4,0 (5512 - 8819)		4,0 - 7,5 (8819 - 16535)		7,5 - 10,0 (16535 - 22046)		10,0 - 14,0 (22046 - 30865)	
	MOD.	**PL40 D.E.**		**PL60 D.E.**		**PL80 D.E.**		**PL100 D.E.**	
A	MM *(IN)*	255	*(10)*	360	*(14)*	425	*(17)*	480	*(19)*
B	MM *(IN)*	260	*(10)*	290	*(11)*	315	*(12)*	400	*(16)*
C	MM *(IN)*	130	*(5,1)*	160	*(6,3)*	180	*(7,1)*	220	*(9)*
W/O COUPLER	KG *(LB)*	30	*(66)*	55	*(121)*	68	*(150)*	125	*(276)*
MAX	bar *(psi)*	200	*(2901)*	200	*(2901)*	200	*(2901)*	200	*(2901)*

OPTIONAL

1 **HYDRAULIC INSTALLATION KIT**

WITH THE HYDRAULIC QUICK COUPLER THE INSTALLATION KIT CAN BE PROVIDED, INCLUDING SOLENOID VALVE AND ELECTRIC SWITCH WITH MAGNETS TO EASILY PUT IT INSIDE THE CAB

2 **LIFTING HOOK**

A HOOK APPROVED FOR LIFTING OPERATIONS CAN BE WELDED DIRECTLY ON THE QUICK COUPLER.
NB* THE LIFTING CAPACITY OF THE HOOK IS ADJUSTED ACCORDING TO THE SUPPORT TO WHICH THE HOOK IS APPLIED

3 **INTERFACE**

4 **SET OF PINS**

CW AUT'O'LOCK

EXCAVATOR BACKHOE LOADER

PATENTED

NB: AT THE TIME OF ORDER, PLEASE NOTIFY THE VOLTAGE OF THE ELECTRICAL SYSTEM (12-24 V)

THE PATENTED SEMI-AUTOMATIC CW AUT'O'LOCK QUICK COUPLER ENABLES THE FAST LOCKING AND UNLOCKING OF THE ATTACHMENTS, CONSIDERABLY REDUCING THE TIME FOR THEIR REPLACEMENT. IT IS PROVIDED WITH A SEMI-AUTOMATIC SYSTEM THAT REQUIRES THE MANUAL INTERVENTION WHEN THE TOOL HAS TO BE RELEASED. BOTH THE LOCKING AND THE SAFE BLOCKING OF THE NEW TOOL ARE AUTOMATICALLY OPERATED.

SEMI-AUTOMATIC

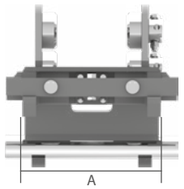

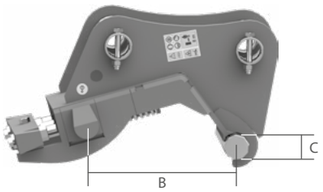

	TONS (LB)	0,6 - 4,0 (1323 - 8818)		4,0 - 10,0 (8818 - 22046)	
	MOD.	**CW05 S.A.**		**CW10 S.A.**	
A	MM *(IN)*	175	*(6,9)*	305	*(12)*
B	MM *(IN)*	200	*(7,9)*	300	*(11,9)*
C	MM *(IN)*	40	*(1,6)*	50	*(2)*
W/O COUPLER	KG *(LB)*	24	*(53)*	74	*(163)*

NB* THE LIFTING CAPACITY OF THE HOOK IS ADJUSTED ACCORDING TO THE SUPPORT TO WHICH THE HOOK IS APPLIED



OPTIONAL

1 **LIFTING HOOK**
A HOOK APPROVED FOR LIFTING OPERATIONS CAN BE WELDED DIRECTLY ON THE QUICK COUPLER.

2 **CW ON HINGE**
RECOMMENDED APPLICATION ON BUCKETS.

3 **CW FOR TILTING BUCKETS**
RECOMMENDED APPLICATIONS ON TILTING BUCKETS.

4 **REVERSE CW**
RECOMMENDED APPLICATION ON FLAT PLATES, SUCH AS ADAPTER PLATES, MULCHERS, SHEARS, ETC.

5 **REVERSIBLE CW**
RECOMMENDED APPLICATIONS ON BUCKETS USED IN BACK OR FRONT DIGGING WORKS.

CW HAND'O'LOCK

EXCAVATOR BACKHOE LOADER

NB: AT THE TIME OF ORDER, PLEASE NOTIFY THE VOLTAGE OF THE ELECTRICAL SYSTEM (12-24 V)

THE HAND'O'LOCK QUICK COUPLER ALLOWS THE FAST REPLACEMENT OF THE ATTACHMENT TOOLS. THANKS TO ITS SIMPLE AND STRONG FRAME IT CAN RELY ON AN EXCELLENT QUALITY-PRICE RATIO. IN ITS HYDRAULIC VERSION WITH ITS **DOUBLE ACTION** SYSTEM, IT ENABLES THE FULLY AUTOMATIC LOCKING AND UNLOCKING OPERATIONS.

MECHANIC

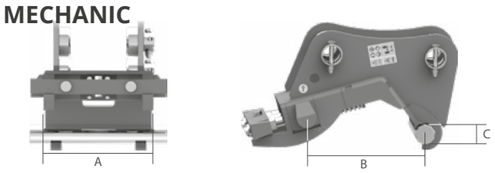

	TONS (LB)	0,6 - 1,2 (1323 - 2646)		0,6 - 4,0 (1323 - 8818)		4,0 - 10,0 (8818 - 22046)	
	MOD.	**CW 00**		**CW 05**		**CW 10**	
A	MM (IN)	144	(5,7)	175	(6,9)	305	(12)
B	MM (IN)	150	(5,9)	200	(7,9)	300	(11,9)
C	MM (IN)	30	(1,2)	40	(1,6)	50	(2)
	KG (LB)	10	(22)	14	(31)	42	(93)

W/O COUPLER

HYDRAULIC DOUBLE ACTION



	TONS (LB)	0,6 - 4,0 (1323 - 8818)		4,0 - 10,0 (8818 - 22046)		7,5 - 15,0 (16535 - 33069)		15,0 - 25,0 (33069 - 55116)	
	MOD.	**CW 05 D.E.**		**CW 10 D.E.**		**CW 20S D.E.**		**CW 20 D.E.**	
A	MM (IN)	175	(6,9)	305	(12)	420	(16,5)	550	(21,6)
B	MM (IN)	200	(7,9)	300	(11,9)	475	(18,7)	475	(18,7)
C	MM (IN)	40	(1,6)	50	(2)	60	(2,3)	60	(2,3)
	KG (LB)	15	(33)	43	(95)	110	(242,5)	180	(396,8)
	bar (psi)	250	(3626)	250	(3626)	250	(3626)	250	(3626)
						ON REQUEST		ON REQUEST	

W/O COUPLER

MAX



OPTIONAL

1 HYDRAULIC INSTALLATION KIT

WITH THE HYDRAULIC QUICK COUPLER THE INSTALLATION KIT CAN BE PROVIDED, INCLUDING SOLENOID VALVE AND ELECTRIC SWITCH WITH MAGNETS TO EASILY PUT IT INSIDE THE CAB

2 LIFTING HOOK

A HOOK APPROVED FOR LIFTING OPERATIONS CAN BE WELDED DIRECTLY ON THE QUICK COUPLER.
NB* THE LIFTING CAPACITY OF THE HOOK IS ADJUSTED ACCORDING TO THE SUPPORT TO WHICH THE HOOK IS APPLIED

3 CW ON HINGE

RECOMMENDED APPLICATION ON BUCKETS.

4 CW FOR TILTING BUCKETS

RECOMMENDED APPLICATIONS ON TILTING BUCKETS.

5 REVERSE CW

RECOMMENDED APPLICATION ON FLAT PLATES, SUCH AS ADAPTER PLATES, MULCHERS, SHEARS, ETC.

6 REVERSIBLE CW

RECOMMENDED APPLICATIONS ON BUCKETS USED IN BACK OR FRONT DIGGING WORKS.

HYDRAULIC ACTUATORS

EXCAVATOR | BACKHOE LOADER

TWIST	30			
TWIST KS	34			
ROTOTWIST NOX TR	40			
GIROBOX GB	46			

ADAPTER PLATES

EXCAVATOR | BACKHOE LOADER

BOLTED-IN ADAPTER PLATE	46		
ON-PINS ADAPTER PLATE	48		

TWIST

EXCAVATOR BACKHOE LOADER

NB: AT THE TIME OF ORDER, PLEASE NOTIFY THE VOLTAGE OF THE ELECTRICAL SYSTEM (12-24 V)

THE BI-DIRECTIONAL HYDRAULIC ACTUATOR ENABLES TO TILT TOOLS OR QUICK COUPLERS AND TO SIMPLIFY THE DIGGING OPERATIONS ALSO IN PLACES DIFFICULT TO REACH.

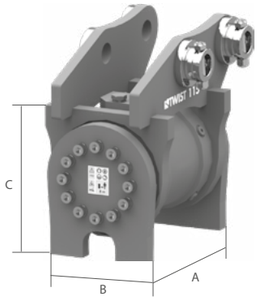

	TONS (LB)	1,2 - 2,0 (2646 - 5511)		1,8 - 4,0 (5511 - 8818)		4,0 - 6,0 (8818 - 13228)		6,0 - 9,0 (13228 - 19842)		9,0 - 11,0 (19842 - 24251)		11,0 - 16,0 (24251 - 35274)		15,0 - 23,0 (33069 - 50706)	
	MOD.	**TWIST 100**		**TWIST 115**		**TWIST 125**		**TWIST 160**		**TWIST 180**		**TWIST 240**		**TWIST 250**	
A	MM *(IN)*	245	*(9,6)*	315	*(12,4)*	325	*(12,8)*	420	*(16,5)*	485	*(19,1)*	532	*(20,9)*	580	*(22,8)*
B	MM *(IN)*	190	*(7,5)*	235	*(7,4)*	188	*(7,4)*	220	*(8,6)*	315	*(12,4)*	345	*(13,6)*	412	*(16,2)*
C	MM *(IN)*	203	*(8,0)*	215	*(8,5)*	265	*(10,4)*	290	*(11,4)*	345	*(13,6)*	400	*(15,7)*	420	*(16,5)*
W/O COUPLER, PLATE AND QUICK COUPLER	KG *(LB)*	27	*(60)*	43	*(95)*	61	*(135)*	113	*(249)*	150	*(331)*	206	*(454)*	330	*(12,9)*
TILT ANGLE		178		178		178		178		180		180		180	
MAX	L/MIN *(GAL/MIN)*	*8*	*(2,1)*	*10*	*(2,6)*	*15*	*(3,9)*	*25*	*(6,6)*	30	*(7,9)*	30	*(7,9)*	40	*(10,5)*
MAX	BAR *(PSI)*	210	*(3046)*	210	*(3046)*	210	*(3046)*	210	*(3046)*	190	*(2756)*	250	*(3626)*	250	*(3626)*

NB* THE LIFTING CAPACITY OF THE HOOK IS ADJUSTED ACCORDING TO THE SUPPORT TO WHICH THE HOOK IS APPLIED



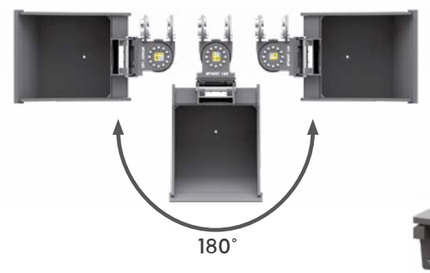

STANDARD TECHNICAL FEATURES

1 BLOCK VALVE

IT ENABLES TO KEEP THE POSITION DECIDED BY THE OPERATOR.

OPTIONAL

2 HYDRAULIC INSTALLATION KIT

WITH THE HYDRAULIC QUICK COUPLER THE INSTALLATION KIT CAN BE PROVIDED, INCLUDING SOLENOID VALVE AND ELECTRIC SWITCH WITH MAGNETS TO EASILY PUT IT INSIDE THE CAB.
AVAILABLE IN SINGLE EFFECT VERSION (**A**) OR IN D.E. VERSION - DOUBLE EFFECT (**B**)

3 LIFTING HOOK

A HOOK APPROVED FOR LIFTING OPERATIONS CAN BE WELDED DIRECTLY ON THE TWIST.

MATCHING QUICK COUPLERS

4 AR Fast Lock
5 CR Twin Lock • CR Twin Lock D.E.
6 CS Schnappmatic • CS Schnappmatic D.E.
7 CS Schnappmatic D.E. CS 100
8 M'LOCK SA-M'LOCK DE
9 S Nordic System • S Nordic System D.E.
10 PL Pin Lock • PL Pin Lock D.E.
11 CW Aut'o'Lock
12 CW Hand'o'Lock • CW Hand'o'Lock D.E.

TWIST

EXCAVATOR BACKHOE LOADER

MATCHING QUICK COUPLERS

		TONS (LB)	1,2 - 2,0 (2646 - 3968)	1,8 - 2,5 (3968 - 5512)	2,5 - 4,0 (5512 - 8818)	4,0 - 5,0 (8818 - 11023)	5,0 - 6,0 (11023 - 13228)	6,0 - 7,5 (13228 - 16535)	7,5 - 9,0 (16535 - 19842)	9,0 - 10,0 (19842 - 22046)	10,0 - 12,0 (22046 - 26456)	11,0 - 16,0 (24251 - 35274)	15,0 - 23,0 (33069 - 50706)
			TWIST 100	TWIST 115	TWIST 115	TWIST 125	TWIST 125	TWIST 160	TWIST 160	TWIST 180	TWIST 180	TWIST 240	TWIST 250
4		AR FAST LOCK MECHANICAL SEMI-AUTOMATIC	AR 15 S.A.	AR 30 S.A.	AR 40 S.A.	AR 50 S.A.	AR 50 S.A.	AR 70 S.A.	-	-	-	-	-
		AR FAST LOCK HYDRAULIC SINGLE EFFECT	AR 15 S.E.	AR 30 S.E.	AR 40 S.E.	AR 50 S.E.	AR 50 S.E.	AR 70 S.E.	-	-	-	-	-
5		CR TWIN LOCK MECHANICAL SEMI-AUTOMATIC	CR 15 S.A.	CR 30 S.A.	CR 40 S.A.	CR 50 S.A.	CR 50 S.A.	CR 70 S.A.	CR 70 S.A.	CR 70 S.A.	CR 70 S.A.	-	-
		CR TWIN LOCK HYDRAULIC SINGLE EFFECT	CR 15 S.E.	CR 30 S.E.	CR 40 S.E.	CR 50 S.E.	CR 50 S.E.	CR 70 S.E.	CR 70 S.E.	CR 70 S.E.	CR 70 S.E.	-	-
		CR TWIN LOCK HYDRAULIC DOUBLE EFFECT	CR 15 D.E.	CR 30 D.E.	CR 40 D.E.	CR 50 D.E.	CR 50 D.E.	CR 70 D.E.	CR 70 D.E.	CR 70 D.E.	CR 70 D.E.	-	-
6		CS SCHNAPPMATIC MECHANICAL SEMI-AUTOMATIC	CS 10 S.A.	CS 10 S.A.	CS 30 S.A.	CS 30 S.A.	CS 80 S.A.	CS 80 S.A.	CS 80 S.A.	CS 80 S.A.	CS 80 S.A.	-	-
		CS SCHNAPPMATIC HYDRAULIC SINGLE EFFECT	CS 10 S.E.	CS 10 S.E.	CS 30 S.E.	CS 30 S.E.	CS 80 S.E.	CS 80 S.E.	CS 80 S.E.	CS 80 S.E.	CS 80 S.E.	-	-
		CS SCHNAPPMATIC HYDRAULIC DOUBLE EFFECT	CS 10 D.E.	CS 10 D.E.	CS 30 D.E.	CS 30 D.E.	CS 80 D.E.	CS 80 D.E.	CS 80 D.E.	CS 80 D.E.	CS 80 D.E.	-	-
7		CS 100 SCHNAPPMATIC HYDRAULIC DOUBLE EFFECT	-	-	-	-	-	-	-	-	-	CS 100 D.E.	CS 100 D.E.*
8		M'LOCK MECHANICAL SEMI-AUTOMATIC	M'LOCK 30 S.A.	M'LOCK 30 S.A.	M'LOCK 30 S.A.	M'LOCK 100 S.A.	M'LOCK100 S.A.	M'LOCK 100 S.A.	M'LOCK 100 S.A.	M'LOCK100 S.A.	-	-	-
		M'LOCK HYDRAULIC DOUBLE EFFECT	M'LOCK 30 D.E.	M'LOCK 30 D.E.	M'LOCK30 D.E.	M'LOCK 100 D.E.	M'LOCK 100 D.E.	M'LOCK 100 D.E.	M'LOCK 100 D.E.	M'LOCK 100 D.E.	M'LOCK 180 D.E.	M'LOCK 180 D.E.	M'LOCK 180 D.E.*
9		S NORDIC SYSTEM MECHANICAL SEMI-AUTOMATIC	S 30-150/180 S.A.	S 30-150/180 S.A.	S 40-200 S.A.	S 40-200 S.A.	S 40-200 S.A.	-	-	-	-	-	-
		S NORDIC SYSTEM HYDRAULIC DOUBLE EFFECT	S 30-150/180 D.E.	S 30-150/180 D.E.	S 40-200 D.E.	S 40-200 D.E.	S 40-200 D.E.	S 45 D.E.	S 45 D.E.	S 45 D.E.	S 45 D.E.	S 60 D.E.	S 60 D.E.*
								S 50 D.E.	S 50 D.E.	S 50 D.E.	S 50 D.E.	-	-
10		PL PIN LOCK MECHANICAL	PL 10	PL 20	PL 40	PL 60	PL 60	PL 60	PL 80	PL 80	-	-	-
		PL PIN LOCK HYDRAULIC DOUBLE EFFECT	-	-	PL 40 D.E.	PL 60 D.E.	PL 60 D.E.	PL 60 D.E.	PL 80 D.E.	PL 80 D.E.	PL 100 D.E.	PL 100 D.E.	-
11		CW AUT'O'LOCK MECHANICAL SEMI-AUTOMATIC	CW 05 S.A.	CW 05 S.A.	CW 05 S.A.	CW 10 S.A.	CW 10 S.A.	CW 10 S.A.	CW 10 S.A.	CW 10 S.A.	-	-	-
12		CW HAND'O'LOCK MECHANICAL	CW 05	CW 05	CW 05	CW 10	CW 10	CW 10	CW 10	CW 10	-	-	-
		CW HAND'O'LOCK HYDRAULIC DOUBLE EFFECT	CW 05 D.E.	CW 05 D.E.	CW 05 D.E.	CW 10 D.E.	CW 10 D.E.	CW 10 D.E.	CW 10 D.E.	CW 10 D.E.	CW 20S D.E.	CW 20S D.E.	CW 30S D.E.

* MAX 18,00 TON

TWIST KS

EXCAVATOR BACKHOE LOADER

NB: AT THE TIME OF ORDER, PLEASE NOTIFY THE VOLTAGE OF THE ELECTRICAL SYSTEM (12-24 V)

TWIST KS HYDRAULIC ACTUATOR ALLOWS AN INCLINATION OF UP TO 180°, INCREASING FLEXIBILITY AND EFFICIENCY OF ALL EQUIPMENT TO SIMPLIFY THE DIGGING OPERATIONS ALSO IN PLACES DIFFICULT TO REACH. THE DESIGN IS COMPACT WITH MINIMAL HEIGHT AND LOW WEIGHT, WHILE ITS ROBUST STRUCTURE ENSURES A LONG WORKING LIFE.

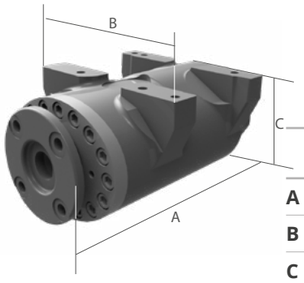

		TONS * (LB)	1,0 - 2,9 (2204 - 6393)	2,5 - 5,0 (5511 - 11023)	5,0 - 7,5 (11023 - 16534)	6,0 - 10,0 (13227 - 22046)	9,0 - 14,0 (19841 - 30864)	12,0 - 19,0 (26455 - 41888)	16,0 - 23,0 (35274 - 50706)
		MOD.	**TWIST KS 02**	**TWIST KS 4.5**	**TWIST KS 07**	**TWIST KS 10**	**TWIST KS 14**	**TWIST KS 19**	**TWIST KS 23**
	A	MM *(IN)*	255 *(10)*	325 *(13)*	360 *(14)*	450 *(18)*	525 *(21)*	570 *(22)*	650 *(26)*
	B	MM *(IN)*	170 *(7)*	165 *(6)*	205 *(8)*	205 *(8)*	320 *(13)*	350 *(14)*	390 *(15)*
	C	MM *(IN)*	118 *(5)*	136 *(5)*	155 *(6)*	175 *(7)*	220 *(9)*	235 *(9)*	263 *(10)*
Kg	W/O COUPLER, PLATE AND QUICK COUPLER	KG *(LB)*	25 *(55)*	31 *(68)*	55 *(121)*	85 *(287)*	150 *(331)*	185 *(408)*	210 *(463)*
	TILT ANGLE	°	180	180	180	180	140	140	140
	MAX	L/MIN *(GAL/MIN)*	8,0 *(2)*	15 *(4)*	15,0 *(4)*	20,0 *(5)*	28,0 *(7)*	35,0 *(9)*	35,0 *(9)*
	MAX	BAR *(PSI)*	250 *(3626)*	250 *(3626)*	270 *(3916)*	310 *(4496)*	310 *(4496)*	310 *(4496)*	310 *(4496)*
	MAX. BREAKOUT FORCE (ISO)	KN	23	35	50	72	110	150	170

* **LOAD CAPACITIES ARE GUIDELINE: CANGINI RESERVES THE RIGHT TO VERIFY PAIRINGS DEPENDING ON THE WORKING LOAD AND BREAKOUT FORCE OF THE PARENT MACHINE, WHICH MUST ALSO HAVE 2 PIPELINES**

NB* THE LIFTING CAPACITY OF THE HOOK IS ADJUSTED ACCORDING TO THE SUPPORT TO WHICH THE HOOK IS APPLIED

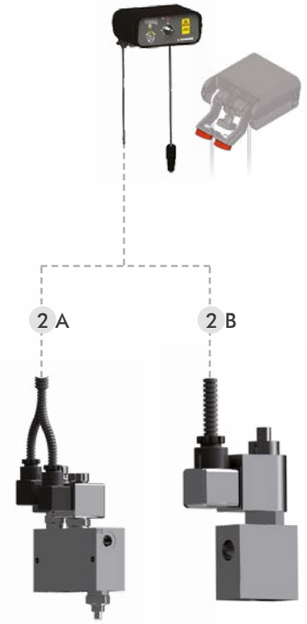

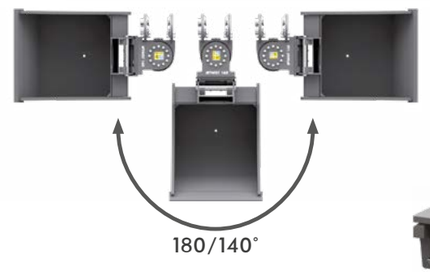

STANDARD TECHNICAL FEATURES

1 BLOCK VALVE

IT ENABLES TO KEEP THE POSITION DECIDED BY THE OPERATOR.

OPTIONAL

2 HYDRAULIC INSTALLATION KIT

WITH THE HYDRAULIC QUICK COUPLER THE INSTALLATION KIT CAN BE PROVIDED, (IN CASE THE MACHINE DOES NOT ALREADY HAVE A DEDICATED QUICK-COUPLER LINE) INCLUDING SOLENOID VALVE AND ELECTRIC SWITCH WITH MAGNETS
TO EASILY PUT IT INSIDE THE CAB.
AVAILABLE IN SINGLE EFFECT VERSION (**A**) OR IN D.E. VERSION - DOUBLE EFFECT (**B**)

3 LIFTING HOOK

A HOOK APPROVED FOR LIFTING OPERATIONS CAN BE WELDED DIRECTLY ON THE TWIST.

MATCHING QUICK COUPLERS

4 AR Fast Lock
5 CR Twin Lock • CR Twin Lock D.E.
6 CS Schnappmatic • CS Schnappmatic D.E.
7 CS Schnappmatic D.E. CS 100
8 M'Lock D.E.
9 S Nordic System • S Nordic EVO System
10 PL Pin Lock • PL Pin Lock D.E.
11 CW Aut'o'Lock
12 CW Hand'o'Lock • CW Hand'o'Lock D.E.

TWIST KS

EXCAVATOR BACKHOE LOADER

MATCHING QUICK COUPLERS

	TONS (LB)	1,0 - 2,9 (2204 - 6393)			2,5 - 4,0 (5511 - 8818)		4,0 - 5,0 (8818 - 11023)	5,0 - 6,0 (11023 - 13228)		6,0 - 7,5 (13228 - 16535)	6,0 - 7,0 (13228 - 15432)		7,0 - 10,0 (15432 - 22046)
		TWIST KS 02			TWIST KS 4.5		TWIST KS 4.5	TWIST KS 07			TWIST KS 10		
4	AR FAST LOCK MECHANICAL SEMI-AUTOMATIC	AR 15 S.A.	AR 30 S.A.	AR 40 S.A.	AR 40 S.A.		AR 50 S.A.	AR 50 S.A.		AR 70 S.A.	AR 70 S.A.		-
	AR FAST LOCK HYDRAULIC SINGLE EFFECT	AR 15 S.E.	AR 30 S.E.	AR 40 S.E.	AR 40 S.E.		AR 50 S.E.	AR 50 S.E.		AR 70 S.E.	AR 70 S.E.		-
5	CR TWIN LOCK MECHANICAL SEMI-AUTOMATIC	CR 15 S.A.	CR 30 S.A.	CR 40 S.A.	CR 30 S.A.	CR 40 S.A.	CR 50 S.A.	CR 50 S.A.		CR 70 S.A.	CR 70 S.A.		CR 70 S.A.
	CR TWIN LOCK HYDRAULIC SINGLE EFFECT	CR 15 S.E.	CR 30 S.E.	CR 40 S.E.	CR 30 S.E.	CR 40 S.E.	CR 50 S.E.	CR 50 S.E.		CR 70 S.E.	CR 70 S.E.		CR 70 S.E.
	CR TWIN LOCK HYDRAULIC DOUBLE EFFECT	CR 15 D.E.	CR 30 D.E.	CR 40 D.E.	CR 30 D.E.	CR 40 D.E.	CR 50 D.E.	CR 50 D.E.		CR 70 D.E.	CR 70 D.E.		CR 70 D.E.
6	CS SCHNAPPMATIC MECHANICAL SEMI-AUTOMATIC	CS 10 S.A.		CS 30 S.A.	CS 30 S.A.		CS 30 S.A.	CS 30 S.A.	CS 80 S.A.	CS 80 S.A.	CS 80 S.A.		CS 80 S.A.
	CS SCHNAPPMATIC HYDRAULIC SINGLE EFFECT	CS 10 S.E.		CS 30 S.E.	CS 30 S.E.		CS 30 S.E.	CS 30 S.E.	CS 80 S.E.	CS 80 S.E.	CS 80 S.E.		CS 80 S.E.
	CS SCHNAPPMATIC HYDRAULIC DOUBLE EFFECT	CS 10 D.E.		CS 30 D.E.	CS 30 D.E.		CS 30 D.E.	CS 30 D.E.	CS 80 D.E.	CS 80 D.E.	CS 80 D.E.		CS 80 D.E.
7	CS 100 SCHNAPPMATIC HYDRAULIC DOUBLE EFFECT	-			-			-		-	-		-
8	M'LOCK MECHANICAL SEMI-AUTOMATIC	M'LOCK 30 S.A.			M'LOCK 30 S.A.		M'LOCK 100 S.A.	M'LOCK 100 S.A.		M'LOCK 100 S.A.	M'LOCK 100 S.A.		M'LOCK 100 S.A.
	M'LOCK HYDRAULIC DOUBLE EFFECT	M'LOCK 30 D.E.			M'LOCK 30 D.E.		M'LOCK 100 D.E.	M'LOCK 100 D.E.		M'LOCK 100 D.E.	M'LOCK 100 D.E.		M'LOCK 100 D.E.
9	S NORDIC SYSTEM MECHANICAL SEMI-AUTOMATIC	S 30-150/180 S.A.			S 40-200 S.A.		S 40-200 S.A.	S 40-200 S.A.		-	-		-
	S NORDIC SYSTEM HYDRAULIC DOUBLE EFFECT	S 30-150/180 D.E.			S 40-200 D.E.		S 40-200 D.E.	S 40-200 D.E.		S 45 D.E.	S 45 D.E.		S 45 D.E.
										S 50 D.E.	S 50 D.E.		S 50 D.E.
10	PL PIN LOCK MECHANICAL	PL 10		PL 20	PL 40		PL 60	PL 60		PL 60	PL 60		PL 80
	PL PIN LOCK HYDRAULIC DOUBLE EFFECT	-			PL 40 D.E.		PL 60 D.E.	PL 60 D.E.		PL 60 D.E.	PL 60 D.E.		PL 80 D.E.
11	CW AUT'O'LOCK MECHANICAL SEMI-AUTOMATIC	CW 05 S.A.			CW 05 S.A.		CW 10 S.A.	CW 10 S.A.		CW 10 S.A.	CW 10 S.A.		CW 10 S.A.
12	CW HAND'O'LOCK MECHANICAL	CW 05			CW 05		CW 10	CW 10		CW 10	CW 10		CW 10
	CW HAND'O'LOCK HYDRAULIC DOUBLE EFFECT	CW 05 D.E.			CW 05 D.E.		CW 10 D.E.	CW 10 D.E.		CW 10 D.E.	CW 10 D.E.		CW 10 D.E.

TWIST KS

EXCAVATOR BACKHOE LOADER

MATCHING QUICK COUPLERS

		TONS (LB)	9,0 - 10,0 (19842 - 22046)	10,0 - 11,0 (22046 - 24250)	11,0 - 12,0 (24251 - 26455)	12,0 - 14,0 (26455 - 30865)	12,0 - 15,0 (26455 - 33069)	15,0 - 19,0 (33069 - 41888)	16,0 - 18,0 (35274 - 39683)	18,0 - 19,0 (39683 - 41888)	19,0 - 23,0 (41888 - 50706)
			TWIST KS 14			TWIST KS 14	TWIST KS 19		TWIST KS 23		
4		AR FAST LOCK MECHANICAL SEMI-AUTOMATIC	-	-	-	-	-	-	-	-	-
		AR FAST LOCK HYDRAULIC SINGLE EFFECT	-	-	-	-	-	-	-	-	-
5		CR TWIN LOCK MECHANICAL SEMI-AUTOMATIC	CR 70 S.A.	CR 70 S.A.	CR 70 S.A.	-	-	-	-	-	-
		CR TWIN LOCK HYDRAULIC SINGLE EFFECT	CR 70 S.E.	CR 70 S.E.	CR 70 S.E.	-	-	-	-	-	-
		CR TWIN LOCK HYDRAULIC DOUBLE EFFECT	CR 70 D.E.	CR 70 D.E.	CR 70 D.E.	-	-	-	-	-	-
6		CS SCHNAPPMATIC MECHANICAL SEMI-AUTOMATIC	CS 80 S.A.	CS 80 S.A.	CS 80 S.A.	-	-	-	-	-	-
		CS SCHNAPPMATIC HYDRAULIC SINGLE EFFECT	CS 80 S.E.	CS 80 S.E.	CS 80 S.E.	-	-	-	-	-	-
		CS SCHNAPPMATIC HYDRAULIC DOUBLE EFFECT	CS 80 D.E.	CS 80 D.E.	CS 80 D.E.	-	-	-	-	-	-
7		CS 100 SCHNAPPMATIC HYDRAULIC DOUBLE EFFECT	-	-	-	CS 100 D.E.	CS 100 D.E.	CS 100 D.E.	CS 100 D.E.	CS 100 D.E.	-
8		M'LOCK MECHANICAL SEMI-AUTOMATIC		-	-	-	-	-	-	-	-
		M'LOCK HYDRAULIC DOUBLE EFFECT	M'LOCK 100 D.E.	M'LOCK 180 D.E.	M'LOCK 180 D.E.	M'LOCK 180 D.E.	M'LOCK 180 D.E.	M'LOCK 180 D.E.	M'LOCK 180 D.E.	-	-
9		S NORDIC SYSTEM MECHANICAL SEMI-AUTOMATIC	-	-	-	-	-	-	-	-	-
		S NORDIC SYSTEM HYDRAULIC DOUBLE EFFECT	S 45 D.E.	S 45 D.E.	S 60 D.E.	S 60 D.E.	S 60 D.E.	S 60 D.E.	S 60 D.E.	-	-
			S 50 D.E.	S 50 D.E.	-	-	-	-	-	-	-
10		PL PIN LOCK MECHANICAL	PL 80	-	-	-	-	-	-	-	-
		PL PIN LOCK HYDRAULIC DOUBLE EFFECT	PL 80 D.E.	PL 100 D.E.	PL 100 D.E.	PL 100 D.E.	PL 100 D.E.	-	-	-	-
11		CW AUT'O'LOCK MECHANICAL SEMI-AUTOMATIC	CW 10 S.A.	-	-	-	-	-	-	-	-
12		CW HAND'O'LOCK MECHANICAL	CW 10	-	-	-	-	-	-	-	-
		CW HAND'O'LOCK HYDRAULIC DOUBLE EFFECT	CW 10 D.E.	CW 20 D.E.	CW 20 D.E.	CW 20 D.E.	CW 20 D.E.	CW 30 D.E.	CW 30 D.E.	CW 30 D.E.	CW 30 D.E.

ROTOTWIST nox® TR

EXCAVATOR BACKHOE LOADER

NB: AT THE TIME OF ORDER, PLEASE NOTIFY THE VOLTAGE OF THE ELECTRICAL SYSTEM (12-24 V)

THE NOX TR ROTARY HYDRAULIC ACTUATOR ENABLES CONTINUOUS ROTATION THROUGH 360° AND A TILT ANGLE OF 50° ON BOTH SIDES, PERMITTING THE MAXIMUM EFFICIENCY ON ANY APPLICATION AND SAVING TIME AND RESOURCES. IN THIS CASE, THE PRECISE, WELL CALIBRATED INFILLING OF TRENCHES AND THE MOVING OF DIFFERENT TYPES OF MATERIALS IN TIGHT AREAS ARE NO PROBLEM. THE ACTUATOR IS EQUIPPED WITH STANDARD HYDRAULIC JOINT

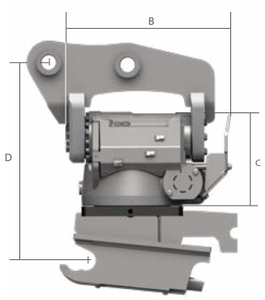

	*TONS (LB)	2,0 - 4,5 (4480 - 10080)	4,0 - 7,0 (8818 - 15432)	6,0 - 11,0 (13227 - 24251)	10,0 - 14,0 (22046 - 30865)	14,0 - 19,0 (30865 - 41888)	19,0 - 25,0 (41888 - 55116)
	MOD.	**ROTOTWIST NOX TR 045**	**ROTOTWIST NOX TR 07**	**ROTOTWIST NOX TR 11**	**ROTOTWIST NOX TR 14**	**ROTOTWIST NOX TR 19**	**ROTOTWIST NOX TR 25**
A	MM *(IN)*	380 *(15)*	385 *(15)*	428 *(17)*	478 (19)	475 (19)	525 (21)
B	MM *(IN)*	435 *(17)*	460 *(18)*	550 *(23)*	730 *(29)*	760 *(30)*	845 *(33)*
C	MM *(IN)*	315 *(12)*	315 *(12)*	350 *(18)*	390 *(15)*	420 *(17)*	470 *(19)*
D (FROM)	MM *(IN)*	380 *(15)*	420 *(17)*	475 *(17)*	565 *(22)*	580 *(22)*	650 *(26)*
W/O COUPLER, PLATE AND QUICK COUPLER	KG *(LB)*	150 *(331)*	200 *(440)*	320 *(705)*	485 *(1069)*	580 *(1278)*	860 *(1895)*
ROTOTWIST	L/MIN *(GAL/MIN)*	30 - 80 *(7-21)*	30 - 80 *(7-21)*	40 - 100 *(10-26)*	80 - 160 *(21-42)*	100 - 180 *(26-47)*	120 - 200 *(31-52)*
HYDRAULIC JOINT	L/MIN *(GAL/MIN)*	70 / 30 *(18-8)*	70 / 30 *(18-8)*	70 / 30 *(18-8)*	70 / 30 *(18-8)*	70 / 30 *(18-8)*	70 / 30 *(18-8)*
MAX. BREAKOUT FORCE (ISO)	KN	40	50	75	110	150	170
CONFIGURATION		DF04	DF04	DF04	DF04	DF04	DF04
MAX. BUCKET WIDTH	MM *(IN)*	1100 *(43)*	1100 *(43)*	1300 *(51)*	1600 *(63)*	1700 *(67)*	2000 *(79)*

NB* THE LIFTING CAPACITY OF THE HOOK IS ADJUSTED ACCORDING TO THE SUPPORT TO WHICH THE HOOK IS APPLIED

* **LOAD CAPACITIES ARE GUIDELINE: CANGINI RESERVES THE RIGHT TO VERIFY PAIRINGS DEPENDING ON THE WORKING LOAD OF THE PARENT MACHINE, WHICH MUST ALSO HAVE 4 PIPELINES**

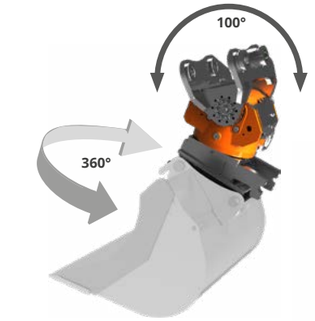



STANDARD TECHNICAL FEATURES

1 CONTROL BOX (DF04)

THE HYDRAULIC ROTATION CIRCUIT FOR CONTROL OF NOX ROTATION ENABLES CONTROL OF TILT AND OF THE ADDITIONAL FUNCTIONS OF THE QUICK-FIT COUPLING DIRECTLY FROM THE CAB. THE ON/OFF BUTTON ON THE DISPLAY SWITCHES BETWEEN THE VARIOUS FUNCTIONS. FOR THE DF04 CONTROL SYSTEM, THE PARENT MACHINE MUST HAVE 4 PIPELINES.

2 BLOCK VALVE

IT ALLOWS TO MAINTAIN THE TOOL'S CHOSEN POSITION EVEN WITH MACHINES WITH OPEN CENTRE CIRCUITS AND IN CASE OF LEAKAGE

OPTIONAL

3 LIFTING HOOK

A HOOK APPROVED FOR LIFTING OPERATIONS CAN BE WELDED DIRECTLY ON THE ROTOTWIST.

4 GRAB MODULE TRG*

IDEAL FOR HANDLING LOGS AND PIPES, IT DOES NOT INTERACT WITH THE ATTACHMENT'S MOTOR. THE COLLET MODULE IS ONLY AVAILABLE ON DOUBLE ACTING COUPLINGS

MATCHING QUICK COUPLERS

5 AR Fast Lock

6 CR Twin Lock • CR Twin Lock D.E.

7 CS Schnappmatic • CS Schnappmatic D.E.

8 CS Schnappmatic D.E. CS 100

9 CM Sicurmatic • M'Lock D.E.

10 S Nordic System • S Nordic EVO System

11 PL Pin Lock • PL Pin Lock D.E.

12 CW Hand'o'Lock • CW Hand'o'Lock D.E.

* **NOT APPLICABLE ON MODEL TR045**

EXCAVATOR BACKHOE LOADER

MATCHING QUICK COUPLERS

		TONS (LB)	2,0 - 4,5 (4480 - 10080)		4,0 - 5,0 (8818 - 11023)	5,0 - 6,0 (11023 - 13228)	6,0 - 7,0 (13228 - 15432)	6,0 - 7,0 (13228 - 15432)	7,0 - 8,0 (15432 - 17637)	8,0 - 9,0 (17637 - 19841)	9,0 - 10,0 (19841 - 22046)	10,0 - 11,0 (22046 - 26455)	10,0 - 11,0 (22046 - 24250)	11,0 - 12,0 (24250 - 26455)	14,0 - 18,0 (30864 - 39683)	18,0 - 19,0 (39683 - 41887)	19,0 - 25,0 (41887 - 55115)
		TONS	2,0 - 2,5	2,5 - 4,5	4,0 - 5,0	5,0 - 6,0	6,0 - 7,0	6,0 - 7,0	7,0 - 8,0	8,0 - 9,0	9,0 - 10,0	10,0 - 11,0	10,0 - 11,0	11,0 - 14,0	14,0 - 18,0	18,0 - 19,0	19,0 - 25,0
			ROTOTWIST NOX TR 045		ROTOTWIST NOX TR 07			ROTOTWIST NOX TR 11					ROTOTWIST NOX TR 14		ROTOTWIST NOX TR 19		ROTOTWIST NOX TR 25
5		AR FAST LOCK MECHANICAL SEMI-AUTOMATIC	AR 30 S.A.	AR 40 S.A.	-	AR 50 S.A.	AR 50 S.A.	AR 70 S.A.	AR 70 S.A.	-	-	-	-	-	-	-	-
		AR FAST LOCK HYDRAULIC SINGLE EFFECT	AR 30 S.E.	AR 40 S.E.	-	AR 50 S.E.	AR 50 S.E.	AR 70 S.E.	AR 70 S.E.	-	-	-	-	-	-	-	-
6		CR TWIN LOCK MECHANICAL SEMI-AUTOMATIC	CR 30 S.A.	CR 40 S.A.	-	CR 50 S.A.	CR 50 S.A.	CR 70 S.A.	CR 70 S.A.	CR 70 S.A.	CR 70 S.A.	CR 70 S.A.	CR 70 S.A.	CR 70 S.A.	-	-	-
		CR TWIN LOCK HYDRAULIC SINGLE EFFECT	CR 30 S.E.	CR 40 S.E.	-	CR 50 S.E.	CR 50 S.E.	CR 70 S.E.	CR 70 S.E.	CR 70 S.E.	CR 70 S.E.	CR 70 S.E.	CR 70 S.E.	CR 70 S.E.	-	-	-
		CR TWIN LOCK HYDRAULIC DOUBLE EFFECT	CR 30 D.E.	CR 40 D.E.	-	CR 50 D.E.	CR 50 D.E.	CR 70 D.E.	CR 70 D.E.	CR 70 D.E.	CR 70 D.E.	CR 70 D.E.	CR 70 D.E.	CR 70 D.E.	-	-	-
7		CS SCHNAPPMATIC MECHANICAL SEMI-AUTOMATIC	CS 10 S.A.	CS 30 S.A.	-	CS 30 S.A.	CS 80 S.A.	CS 80 S.A.	CS 80 S.A.	CS 80 S.A.	CS 80 S.A.	CS 80 S.A.	CS 80 S.A.	CS 80 S.A.	-	-	-
		CS SCHNAPPMATIC HYDRAULIC SINGLE EFFECT	CS 10 S.E.	CS 30 S.E.	-	CS 30 S.E.	CS 80 S.E.	CS 80 S.E.	CS 80 S.E.	CS 80 S.E.	CS 80 S.E.	CS 80 S.E.	CS 80 S.E.	CS 80 S.E.	-	-	-
		CS SCHNAPPMATIC HYDRAULIC DOUBLE EFFECT	CS 10 D.E.	CS 30 D.E.	-	CS 30 D.E.	CS 80 D.E.	CS 80 D.E.	CS 80 D.E.	CS 80 D.E.	CS 80 D.E.	CS 80 D.E.	CS 80 D.E.	CS 80 D.E.	-	-	-
8		CS 100 SCHNAPPMATIC HYDRAULIC DOUBLE EFFECT			-	-	-	-	-	-	-	-	-	CS 100 D.E.	CS 100 D.E.	CS 100 D.E.	-
9		CM SICURMATIC MECHANICAL SEMI-AUTOMATIC	M'LOCK 30 S.A.	M'LOCK 30 S.A.	-	M'LOCK100	M'LOCK100	M'LOCK100	M'LOCK100	M'LOCK100	M'LOCK100	-	-	-	-	-	-
		M'LOCK HYDRAULIC DOUBLE EFFECT	M'LOCK 30 D.E.	M'LOCK 30 D.E.	-	M'LOCK 100 D.E.	M'LOCK 100 D.E.	M'LOCK 100 D.E.	M'LOCK 100 D.E.	M'LOCK 100 D.E.	M'LOCK 100 D.E.	M'LOCK 180 D.E.	M'LOCK 180 D.E.	M'LOCK 180 D.E.	M'LOCK 180 D.E.	-	-
10		S NORDIC SYSTEM MECHANICAL SEMI-AUTOMATIC	S 30 S.A.	S 40 S.A.	-	S 40-200 S.A.	S 40-200 S.A.	-	-	-	-	-	-	-	-	-	-
		S NORDIC SYSTEM HYDRAULIC DOUBLE EFFECT	S 30 D.E.	S 40 D.E.	-	S 40-200 D.E.	S 40-200 D.E.	S 45 D.E.	S 45 D.E.	S 45 D.E.	S 45 D.E.	S 45 D.E.	S 45 D.E.	S 45 D.E.	S 60 D.E.	-	-
								S 50 D.E.	S 50 D.E.	S 50 D.E.	S 50 D.E.	S 50 D.E.	S 50 D.E.	S 50 D.E.	-	-	-
														S 60 D.E.			
11		PL PIN LOCK MECHANICAL	PL 20 S.A.	PL 40 S.A.	PL 60	PL 60	PL 60	PL 60	PL 80	PL 80	PL 80	-	-	-	-	-	-
		PL PIN LOCK HYDRAULIC DOUBLE EFFECT	-	PL 40 D.E.	PL 60 D.E.	PL 60 D.E.	PL 60 D.E.	PL 60 D.E.	PL 80 D.E.	PL 80 D.E.	PL 80 D.E.	-	PL 100 D.E.	PL 100 D.E.	-	-	-
12		CW HAND'O'LOCK MECHANICAL	CW 05 S.A.	CW 05 S.A.	-	CW 10	CW 10	CW 10	CW 10	CW 10	CW 10	-	-	-	-	-	-
		CW HAND'O'LOCK HYDRAULIC DOUBLE EFFECT	CW 05 D.E.		-	CW 10 D.E.	CW 10 D.E.	CW 10 D.E.	CW 10 D.E.	CW 10 D.E.	CW 10 D.E.	CW 20S D.E.	CW 20S D.E.	CW 20S D.E.	CW 30S D.E.	CW 30S D.E.	CW 30S D.E.

EXCAVATOR BACKHOE LOADER

GRAB MODULE TRG

		TONS (LB)	4,0 - 5,0 (8818 - 11023)	5,0 - 6,0 (11023 - 13228)	6,0 - 7,0 (13228 - 15432)	6,0 - 7,0 (13228 - 15432)	7,0 - 8,0 (15432 - 17637)	8,0 - 9,0 (17637 - 19841)	9,0 - 10,0 (19841 - 22046)	10,0 - 11,0 (22046 - 26455)	10,0 - 11,0 (22046 - 24250)	11,0 - 12,0 (24250 - 26455)	14,0 - 18,0 (30864 - 39683)	18,0 - 19,0 (39683 - 41887)	19,0 - 25,0 (41887 - 55115)
			ROTOTWIST NOX TR 07			ROTOTWIST NOX TR 11					ROTOTWIST NOX TR 14		ROTOTWIST NOX TR 19		ROTOTWIST NOX TR 25
4		CR TWIN LOCK HYDRAULIC DOUBLE EFFECT	MOD. TRG 11 CR 50 D.E.	TRG 11 CR 50 D.E.	TRG 11 CR 70 D.E.	TRG 11 CR 70 D.E.	TRG 11 CR 70 D.E.	TRG 11 CR 70 D.E.	TRG 11 CR 70 D.E.	TRG 11 CR 70 D.E.	TRG 11 CR 70 D.E.	TRG 11 CR 70 D.E.	-	-	-
4		CS SCHNAPPMATIC HYDRAULIC DOUBLE EFFECT	MOD. TRG 07 CS 30 D.E.	TRG 11 CS 80 D.E.	TRG 11 CS 80 D.E.	TRG 11 CS 80 D.E.	TRG 11 CS 80 D.E.	TRG 11 CS 80 D.E.	TRG 11 CS 80 D.E.	TRG 11 CS 80 D.E.	TRG 11 CS 80 D.E.	TRG 11 CS 80 D.E.	-	-	-
4		CS 100 SCHNAPPMATIC HYDRAULIC DOUBLE EFFECT	MOD. -	-	-	-	-	-	-	-	-	TRG 19 CS 100 D.E.	TRG 19 CS 100 D.E.	TRG 19 CS 100 D.E.	-
4		M'LOCK HYDRAULIC DOUBLE EFFECT	MOD. TRG 11 M'LOCK 100 D.E.	TRG 11 M'LOCK 100 D.E.	TRG 11 M'LOCK 100 D.E.	TRG 11 M'LOCK 100 D.E.	TRG 11 M'LOCK 100 D.E.	TRG 11 M'LOCK 100 D.E.	TRG 11 M'LOCK 100 D.E.	TRG 19 M'LOCK 180 D.E.	TRG 19 M'LOCK 180 D.E.	TRG 19 M'LOCK 180 D.E.	TRG 19 M'LOCK 180 D.E.	-	-
4		S NORDIC SYSTEM HYDRAULIC DOUBLE EFFECT	MOD. TRG 07 S 40-200 D.E.	TRG 07 S 40-200 D.E.	TRG 11 S 45 D.E. S 50 D.E.	TRG 11 S 45 D.E. S 50 D.E.	TRG 11 S 45 D.E. S 50 D.E.	TRG 11 S 45 D.E. S 50 D.E.	TRG 11 S 45 D.E. S 50 D.E.	TRG 11 S 45 D.E. S 50 D.E.	TRG 11 S 45 D.E. S 50 D.E.	TRG 11 S 45 D.E. S 50 D.E. S 60 D.E.	TRG 19 S 60 D.E.	-	-
4		PL PIN LOCK HYDRAULIC DOUBLE EFFECT	MOD. TRG 11 PL 60 D.E.	TRG 11 PL 60 D.E.	TRG 11 PL 60 D.E.	TRG 11 PL 60 D.E.	TRG 11 PL 80 D.E.	TRG 11 PL 80 D.E.	TRG 11 PL 80 D.E.	-	TRG 11 PL 100 D.E.	TRG 11 PL 100 D.E.	-	-	-
4		CW HAND'O'LOCK HYDRAULIC DOUBLE EFFECT	MOD. TRG 11 CW 10 D.E.	TRG 11 CW 10 D.E.	TRG 11 CW 10 D.E.	TRG 11 CW 10 D.E.	TRG 11 CW 10 D.E.	TRG 11 CW 10 D.E.	TRG 11 CW 10 D.E.	TRG 19 CW 20S D.E.	TRG 19 CW 20S D.E.	TRG 19 CW 20S D.E.	TRG 19 CW 30S D.E.	TRG 23 CW 30S D.E.	TRG 25 CW 30S D.E.

GIRO BOX GB

EXCAVATOR BACKHOE LOADER

NB: AT THE TIME OF ORDER, PLEASE NOTIFY THE VOLTAGE OF THE ELECTRICAL SYSTEM (12-24 V)

THE COMPACT ROTARY ACTUATOR GIRO BOX GB INCREASES FREEDOM OF MOVEMENT IN THE WORK AREA. ANY TOOL THAT IS NOT EQUIPPED WITH A ROTARY SYSTEM CAN BE ROTATED UP TO 360° TO MAKE WORK EASIER AND MORE PRECISE, SAVING TIME BY REDUCING MANUAL WORK.
THE GIRO BOX FEATURES A COMPACT DESIGN FOR HIGH RIPPING AND BREAKAWAY FORCES. THE CAST HOUSING GUARANTEES A LONG SERVICE LIFE AND REQUIRES LITTLE MAINTENANCE. THE ACTUATOR IS EQUIPPED WITH STANDARD HYDRAULIC JOINT

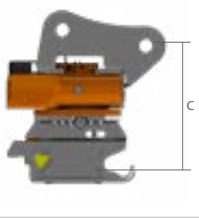

		TONS* (LB)	0,9 - 2,6 (1984 - 5824)	2,6 - 3,8 (5824 - 8378)	3,8 - 6,0 (8378 - 13228)	6,0 - 10,0 (13228 - 24251)	14,0 - 19,0 (24251 - 41888)	19,0 - 25,0 (41888 - 55116)
		MOD.	**GB02**	**GB04**	**GB06**	**GB10**	**GB19**	**GB25**
A		MM (IN)	150 (5,9)	150 (5,9)	200 (7,8)	228 (8,9)	243 (9,6)	-
B		MM (IN)	120 (4,7)	120 (4,7)	150 (5,9)	175 (6,9)	233 (9,1)	-
C		MM (IN)	84 (3,3)	84 (3,3)	110 (4,3)	145 (5,7)	186 (7,3)	-
	(FROM)	KG (LB)	30 (66,1)	30 (66,1)	78 (171,9)	98 (216)	299 (659,2)	-
	ROTATION SPEED OIL FLOW	SPM	8,5	8,5	8,5	8,5	8,5	8,5
	TWIST	KNM	0,5	1,5	4	7,5	12	15
	RECOMMENDED	L/MIN (GAL/MIN)	3 - 4 (0,8 - 1)	12 - 16 (3,2 - 4,2)	18 - 26 (4,8 - 6,9)	30 – 40 (7,9 - 10,6)	40 – 50 (10,6 - 13,2)	50 – 60 (13,2 - 15,8)
	MAX.	MPA (PSI)	17,5 (2538)	17,5 (2538)	25 (3626)	27 (3916)	30 (4351)	30 (4351)
		L (GAL)	0,35 (0,09)	0,35 (0,09)	0,6 (0,15)	1,0 (0,3)	2,0 (0,5)	2,5 (0,66)
	MAX.	L/MIN (GAL/MIN)	70 (18,5)	70 (18,5)	100 (26,4)	150 (39,6)	250 (66)	250 (66)
	MAX.	MPA (PSI)	25 (3626)	25 (3626)	32 (4641)	40 (5801)	40 (5801)	40 (5801)
	HYDRAULIC JOINT STD	N°	AUX 1 (2) + QUICK COUPLER (2) + DRAIN (1)					
	BREAKING FORCE	KN (TON)	28	32	43	75	150	170
€			ON REQUEST	ON REQUEST	ON REQUEST	ON REQUEST	ON REQUEST	ON REQUEST

*** LOAD CAPACITIES ARE GUIDELINE: CANGINI RESERVES THE RIGHT TO VERIFY PAIRINGS DEPENDING ON THE WORKING LOAD OF THE PARENT MACHINE, WHICH MUST ALSO HAVE 4 PIPELINES**

OPT PRICE LIST	TONS *	0,9 - 2,5	2,5 - 3,8	3,8 - 6,0	6,0 - 10,0	14,0 - 19,0	19,0 - 25,0
3 € LIFTING HOOK*		ON REQUEST	ON REQUEST	ON REQUEST	ON REQUEST	ON REQUEST	ON REQUEST

NB* THE LIFTING CAPACITY OF THE HOOK IS ADJUSTED ACCORDING TO THE SUPPORT TO WHICH THE HOOK IS APPLIED

STANDARD TECHNICAL FEATURES

1 BLOCK VALVE

IT ALLOWS TO MAINTAIN THE TOOL'S CHOSEN POSITION EVEN WITH MACHINES WITH OPEN CENTRE CIRCUITS AND IN CASE OF LEAKAGE

OPTIONAL

3 LIFTING HOOK

A HOOK APPROVED FOR LIFTING OPERATIONS CAN BE WELDED DIRECTLY ON THE ROTOTWIST.

4 GRAB MODULE TRG

IDEAL FOR HANDLING LOGS AND PIPES, IT DOES NOT INTERACT WITH THE ATTACHMENT'S MOTOR. THE COLLET MODULE IS ONLY AVAILABLE ON DOUBLE ACTING COUPLINGS

MATCHING QUICK COUPLERS

5 AR Fast Lock
6 CR Twin Lock • CR Twin Lock D.E.
7 CS Schnappmatic • CS Schnappmatic D.E.
8 CS Schnappmatic D.E. CS 100
9 CM Sicurmatic • M'Lock D.E.
10 S Nordic System • S Nordic EVO System
11 PL Pin Lock • PL Pin Lock D.E.
12 CW Hand'o'Lock • CW Hand'o'Lock D.E.

EXCAVATOR BACKHOE LOADER

MATCHING QUICK COUPLERS

		TONS (LB)	06 - 1,2 (1344 - 2688)	1,2 - 1,8 (2688 - 4032)	1,8 - 2,5 (4032 - 5600)	2,5 - 2,6 (5600 - 5824)	2,6 - 3,8 (5824 - 8512)	3,8 - 4,0 (8512 - 8960)	4,0 - 5,0 (8960 - 11200)	5,0 - 6,0 (11200 - 13228)	6,0 - 7,0 (13228 - 15432)	7,0 - 8,0 (15432 - 17637)	8,0 - 9,0 (17637 - 19841)	9,0 - 10,0 (19841 - 22046)	14,0 - 18,0 (30864 - 39683)	18,0 - 19,0 (39683 - 41887)	19,0 - 25,0 (41887 - 55115)
			GB02				GB04	GB06			GB10				GB19		GB25
5		AR FAST LOCK MECHANICAL SEMI-AUTOMATIC	AR 15 S.A. ON REQUEST	AR 15 S.A. ON REQUEST	AR 30 S.A. ON REQUEST	AR 40 S.A. ON REQUEST	AR 40 S.A. ON REQUEST	AR 40 S.A. ON REQUEST	AR 50 S.A. ON REQUEST	AR 50 S.A. ON REQUEST	AR 70 S.A. ON REQUEST	-	-	-	-	-	-
		AR FAST LOCK HYDRAULIC SINGLE EFFECT	AR 15 S.E. ON REQUEST	AR 15 S.E. ON REQUEST	AR 30 S.E. ON REQUEST	AR 40 S.E. ON REQUEST	AR 40 S.E. ON REQUEST	AR 40 S.E. ON REQUEST	AR 50 S.E. ON REQUEST	AR 50 S.E. ON REQUEST	AR 70 S.E. ON REQUEST	-	-	-	-	-	-
6		CR TWIN LOCK MECHANICAL SEMI-AUTOMATIC	CR 15 S.A. ON REQUEST	CR 15 S.A. ON REQUEST	CR 30 S.A. ON REQUEST	CR 40 S.A. ON REQUEST	CR 40 S.A. ON REQUEST	CR 40 S.A. ON REQUEST	CR 50 S.A. ON REQUEST	CR 50 S.A. ON REQUEST	CR 70 S.A. ON REQUEST	CR 70 S.A. ON REQUEST	CR 70 S.A. ON REQUEST	CR 70 S.A. ON REQUEST	-	-	-
		CR TWIN LOCK HYDRAULIC SINGLE EFFECT	CR 15 S.E. ON REQUEST	CR 15 S.E. ON REQUEST	CR 30 S.E. ON REQUEST	CR 40 S.E. ON REQUEST	CR 40 S.E. ON REQUEST	CR 40 S.E. ON REQUEST	CR 50 S.E. ON REQUEST	CR 50 S.E. ON REQUEST	CR 70 S.E. ON REQUEST	CR 70 S.E. ON REQUEST	CR 70 S.E. ON REQUEST	CR 70 S.E. ON REQUEST	-	-	-
		CR TWIN LOCK HYDRAULIC DOUBLE EFFECT	CR 15 D.E. ON REQUEST	CR 15 D.E. ON REQUEST	CR 30 D.E. ON REQUEST	CR 40 D.E. ON REQUEST	CR 40 D.E. ON REQUEST	CR 40 D.E. ON REQUEST	CR 50 D.E. ON REQUEST	CR 50 D.E. ON REQUEST	CR 70 D.E. ON REQUEST	CR 70 D.E. ON REQUEST	CR 70 D.E. ON REQUEST	CR 70 D.E. ON REQUEST	-	-	-
7		CS SCHNAPPMATIC MECHANICAL SEMI-AUTOMATIC	CS 10 S.A. ON REQUEST	CS 10 S.A. ON REQUEST	CS 10 S.A. ON REQUEST	CS 30 S.A. ON REQUEST	CS 30 S.A. ON REQUEST	CS 30 S.A. ON REQUEST	CS 30 S.A. ON REQUEST	CS 80 S.A. ON REQUEST	CS 80 S.A. ON REQUEST	CS 80 S.A. ON REQUEST	CS 80 S.A. ON REQUEST	CS 80 S.A. ON REQUEST	-	-	-
		CS SCHNAPPMATIC HYDRAULIC SINGLE EFFECT	CS 10 S.E. ON REQUEST	CS 10 S.E. ON REQUEST	CS 10 S.E. ON REQUEST	CS 30 S.E. ON REQUEST	CS 30 S.E. ON REQUEST	CS 30 S.E. ON REQUEST	CS 30 S.E. ON REQUEST	CS 80 S.E. ON REQUEST	CS 80 S.E. ON REQUEST	CS 80 S.E. ON REQUEST	CS 80 S.E. ON REQUEST	CS 80 S.E. ON REQUEST	-	-	-
		CS SCHNAPPMATIC HYDRAULIC DOUBLE EFFECT	CS 10 D.E. ON REQUEST	CS 10 D.E. ON REQUEST	CS 10 D.E. ON REQUEST	CS 30 D.E. ON REQUEST	CS 30 D.E. ON REQUEST	CS 30 D.E. ON REQUEST	CS 30 D.E. ON REQUEST	CS 80 D.E. ON REQUEST	CS 80 D.E. ON REQUEST	CS 80 D.E. ON REQUEST	CS 80 D.E. ON REQUEST	CS 80 D.E. ON REQUEST	-	-	-
8		CS 100 SCHNAPPMATIC HYDRAULIC DOUBLE EFFECT	-	-	-	-	-	-	-	-	-	-	-	-	CS 100 D.E. ON REQUEST	CS 100 D.E. ON REQUEST	-
9		CM SICURMATIC MECHANICAL SEMI-AUTOMATIC	M'LOCK 30 S.A. ON REQUEST	M'LOCK 30 S.A. ON REQUEST	M'LOCK 30 S.A. ON REQUEST	M'LOCK 30 S.A. ON REQUEST	M'LOCK 30 S.A. ON REQUEST	M'LOCK 30 ON REQUEST	M'LOCK 100 ON REQUEST	M'LOCK 100 ON REQUEST	M'LOCK100 ON REQUEST	M'LOCK100 ON REQUEST	M'LOCK100 ON REQUEST	M'LOCK100 ON REQUEST	-	-	-
		M'LOCK HYDRAULIC DOUBLE EFFECT	M'LOCK 30 D.E. ON REQUEST	M'LOCK 30 D.E. ON REQUEST	M'LOCK 30 D.E. ON REQUEST	M'LOCK 30 D.E. ON REQUEST	M'LOCK 30 D.E. ON REQUEST	M'LOCK 30 D.E. ON REQUEST	M'LOCK 100 D.E. ON REQUEST	M'LOCK 100 D.E. ON REQUEST	M'LOCK 100 D.E. ON REQUEST	M'LOCK 100 D.E. ON REQUEST	M'LOCK 100 D.E. ON REQUEST	M'LOCK 100 D.E. ON REQUEST	M'LOCK 180 D.E. ON REQUEST	-	-
10		S NORDIC SYSTEM MECHANICAL SEMI-AUTOMATIC	S 30-150 S.A. ON REQUEST S 30-180 S.A. ON REQUEST	S 30-150 S.A. ON REQUEST S 30-180 S.A. ON REQUEST	S 30-150 S.A. ON REQUEST S 30-180 S.A. ON REQUEST	S 40-200 S.A. ON REQUEST	S 40-200 S.A. ON REQUEST	S 40-200 S.A. ON REQUEST	S 40-200 S.A. ON REQUEST	S 40-200 S.A. ON REQUEST	-	-	-	-	-	-	-
		S NORDIC SYSTEM HYDRAULIC DOUBLE EFFECT	S 30-150 D.E. ON REQUEST S 30-180 D.E. ON REQUEST	S 30-150 D.E. ON REQUEST S 30-180 D.E. ON REQUEST	S 30-150 D.E. ON REQUEST S 30-180 D.E. ON REQUEST	S 40-200 D.E. ON REQUEST	S 40-200 D.E. ON REQUEST	S 40-200 D.E. ON REQUEST	S 40-200 D.E. ON REQUEST	S 40-200 D.E. ON REQUEST	S 45 D.E. ON REQUEST S 50 D.E.	S 45 D.E. ON REQUEST S 50 D.E.	S 45 D.E. ON REQUEST S 50 D.E.	S 45 D.E. ON REQUEST S 50 D.E. ON REQUEST	S 60 D.E. ON REQUEST -	- -	- -
11		PL PIN LOCK MECHANICAL	PL 10 S.A. ON REQUEST	PL 20 S.A. ON REQUEST	PL 20 S.A. ON REQUEST	PL 40 S.A. ON REQUEST	PL 40 S.A. ON REQUEST	PL 40 ON REQUEST	PL 60 ON REQUEST	PL 60 ON REQUEST	PL 60 ON REQUEST	PL 80 ON REQUEST	PL 80 ON REQUEST	PL 80 ON REQUEST	-	-	-
		PL PIN LOCK HYDRAULIC DOUBLE EFFECT	-	-	-	-	PL 40 D.E. ON REQUEST	PL 40 D.E. ON REQUEST	PL 60 D.E. ON REQUEST	PL 60 D.E. ON REQUEST	PL 60 D.E. ON REQUEST	PL 80 D.E. ON REQUEST	PL 80 D.E. ON REQUEST	PL 80 D.E. ON REQUEST	PL 100 D.E. ON REQUEST	-	-
12		CW HAND'O'LOCK MECHANICAL	CW 00 S.A. ON REQUEST CW 05 S.A. ON REQUEST	CW 05 S.A. ON REQUEST	CW 05 S.A. ON REQUEST	CW 05 S.A. ON REQUEST	CW 05 S.A. ON REQUEST CW 05 ON REQUEST	CW 05 S.A. ON REQUEST CW 05 ON REQUEST	-	-	CW 10 S.A. ON REQUEST CW 10 ON REQUEST	CW 10 S.A. ON REQUEST CW 10 ON REQUEST	CW 10 S.A ON REQUEST CW 10 ON REQUEST	CW 10 S.A ON REQUEST CW 10 ON REQUEST	-	-	-
		CW HAND'O'LOCK HYDRAULIC DOUBLE EFFECT	CW 05 D.E. ON REQUEST	CW 05 D.E. ON REQUEST	CW 05 D.E. ON REQUEST	CW 05 D.E. ON REQUEST	CW 05 D.E. ON REQUEST	CW 05 D.E. ON REQUEST	CW 10 D.E. ON REQUEST	CW 10 D.E. ON REQUEST	CW 10 D.E. ON REQUEST	CW 10 D.E. ON REQUEST CW 20S D.E. ON REQUEST	CW 10 D.E. ON REQUEST CW 20S D.E. ON REQUEST	CW 10 D.E. ON REQUEST CW 20S D.E. ON REQUEST	CW 20 D.E. ON REQUEST	CW 30S D.E. ON REQUEST	CW 30S D.E. ON REQUEST

EXCAVATOR BACKHOE LOADER

GRAB MODULE TRG

	TONS (LB)	3,8 - 5,0 (8512 - 11023)	5,0 - 6,0 (11023 - 13228)	6,0 - 7,0 (13228 - 15432)	6,0 - 7,0 (13228 - 15432)	7,0 - 8,0 (15432 - 17637)	8,0 - 9,0 (17637 - 19841)	9,0 - 10,0 (19841 - 22046)	14,0 - 18,0 (30864 - 39683)	18,0 - 19,0 (39683 - 41887)	19,0 - 25,0 (41887 - 55115)
		GB06		GB10	GB10				GB19		GB25
4	CR TWIN LOCK HYDRAULIC DOUBLE EFFECT	MOD. TRG 07 CR 50 D.E. ON REQUEST	TRG 07 CR 50 D.E. ON REQUEST	TRG 11 CR 70 D.E. ON REQUEST	TRG 11 CR 70 D.E. ON REQUEST	TRG 11 CR 70 D.E. ON REQUEST	TRG 11 CR 70 D.E. ON REQUEST	TRG 11 CR 70 D.E. ON REQUEST	-	-	-
4	CS SCHNAPPMATIC HYDRAULIC DOUBLE EFFECT	MOD. TRG 07 CS 30 D.E. ON REQUEST	TRG 07 CS 80 D.E. ON REQUEST	TRG 11 CS 80 D.E. ON REQUEST	TRG 11 CS 80 D.E. ON REQUEST	TRG 11 CS 80 D.E. ON REQUEST	TRG 11 CS 80 D.E. ON REQUEST	TRG 11 CS 80 D.E. ON REQUEST	-	-	-
4	CS 100 SCHNAPPMATIC HYDRAULIC DOUBLE EFFECT	MOD. -	-	-	-	-	-	-	TRG 19 CS 100 D.E. ON REQUEST	TRG 19 CS 100 D.E. ON REQUEST	-
4	M'LOCK HYDRAULIC DOUBLE EFFECT	MOD. TRG 07 M'LOCK 100 D.E. ON REQUEST	TRG 07 M'LOCK 100 D.E. ON REQUEST	TRG 11 M'LOCK 100 D.E. ON REQUEST	TRG 11 M'LOCK 100 D.E. ON REQUEST	TRG 11 M'LOCK 100 D.E. ON REQUEST	TRG 11 M'LOCK 100 D.E. ON REQUEST	TRG 11 M'LOCK 100 D.E. ON REQUEST	TRG 19 M'LOCK 180 D.E. ON REQUEST	-	-
4	S NORDIC SYSTEM HYDRAULIC DOUBLE EFFECT	MOD. TRG 07 S 40-200 D.E. ON REQUEST	TRG 07 S 40-200 D.E. ON REQUEST	TRG 11 S 45 D.E. ON REQUEST S 50 D.E. ON REQUEST	TRG 11 S 45 D.E. ON REQUEST S 50 D.E. ON REQUEST	TRG 11 S 45 D.E. ON REQUEST S 50 D.E. ON REQUEST	TRG 11 S 45 D.E. ON REQUEST S 50 D.E. ON REQUEST	TRG 11 S 45 D.E. ON REQUEST S 50 D.E. ON REQUEST	TRG 19 S 60 D.E. ON REQUEST	-	-
4	PL PIN LOCK HYDRAULIC DOUBLE EFFECT	MOD. TRG 07 PL 60 D.E. ON REQUEST	TRG 07 PL 60 D.E. ON REQUEST	TRG 11 PL 60 D.E. ON REQUEST	TRG 11 PL 60 D.E. ON REQUEST	TRG 11 PL 80 D.E. ON REQUEST	TRG 11 PL 80 D.E. ON REQUEST	TRG 11 PL 80 D.E. ON REQUEST	-	-	-
4	CW HAND'O'LOCK HYDRAULIC DOUBLE EFFECT	MOD. TRG 07 CW 10 D.E. ON REQUEST	TRG 07 CW 10 D.E. ON REQUEST	TRG 11 CW 10 D.E. ON REQUEST CW 20S D.E. ON REQUEST	TRG 11 CW 10 D.E. ON REQUEST CW 20S D.E. ON REQUEST	TRG 11 CW 10 D.E. ON REQUEST CW 20S D.E. ON REQUEST	TRG 11 CW 10 D.E. ON REQUEST CW 20S D.E. ON REQUEST	TRG 11 CW 10 D.E. ON REQUEST CW 20S D.E. ON REQUEST	TRG 19 CW 30S D.E. ON REQUEST	TRG 19 CW 30S D.E. ON REQUEST	TRG 25 CW 30S D.E. ON REQUEST

BOLTED-IN ADAPTER PLATE

IT CAN BE MANUFACTURED FOR ANY BRAND OR MODEL OF HAMMER. IT ENABLE THE COUPLING TO THE MACHINE WITH FIXED OR QUICK COUPLER.

OPTIONAL

1 **"CASTLE" STRUCTURE**

IT'S NECESSARY IN CASE THE HITCH OF THE MACHINE SHOULD INTERFERE WITH THE HOLES ON THE PLATE OR WITH PARTICULAR CONFIGURATIONS OF THE HAMMER.

SM38 MACHINE WEIGHT 0,6 - 1,8 t *(1323 - 3968 lb)*

AR15
CR15
CS10
CS10 JANUS PRO
PL10 PIN LOCK
CW05 AUT'O'LOCK
S
CM

OPTIONAL

"CASTLE" STRUCTURE

SM67 MACHINE WEIGHT 5,0 - 6,0 t *(11023 - 13228 lb)*

AR50
CR50
CS30
CS30 JANUS PRO
PL60 PIN LOCK
CW10 AUT'O'LOCK
S
CM

OPTIONAL

"CASTLE" STRUCTURE

SM45 MACHINE WEIGHT 1,8 - 2,5 t *(3968 - 5512 lb)*

AR30
CR30
CS10
CS10 JANUS PRO
PL20 PIN LOCK
CW05 AUT'O'LOCK
S
CM

OPTIONAL

"CASTLE" STRUCTURE

SM67 MACHINE WEIGHT 6,0 - 7,5 t *(13228 - 16535 lb)*

AR70
CR70
CS80
CS80 JANUS PRO
PL60 PIN LOCK
CW10 AUT'O'LOCK
S
CM

OPTIONAL

"CASTLE" STRUCTURE

SM53 MACHINE WEIGHT 2,5 - 4,0 t *(5512 - 8818 lb)*

AR40
CR40
CS30
CS30 JANUS PRO
PL40 PIN LOCK
CW05 AUT'O'LOCK
S
CM

OPTIONAL

"CASTLE" STRUCTURE

SM73 MACHINE WEIGHT 7,5 - 10,0 t *(16535 - 22046 lb)*

CR70
CS80
CS10 JANUS PRO
PL80 PIN LOCK
CW10 AUT'O'LOCK
S
CM

OPTIONAL

"CASTLE" STRUCTURE

SM62 MACHINE WEIGHT 4,0 - 5,0 t *(8818 - 11023 lb)*

AR50
CR50
CS30
CS30 JANUS PRO
PL60 PIN LOCK
CW10 AUT'O'LOCK
S
CM

OPTIONAL

"CASTLE" STRUCTURE

SM80 MACHINE WEIGHT 10,0 - 12,0 t *(22046 - 26455 lb)*

CR70
CS80
CS80 JANUS PRO
PL10 PIN LOCK
CW10 AUT'O'LOCK
S
CM

OPTIONAL

"CASTLE" STRUCTURE

ON-PINS ADAPTER PLATE





IT CAN BE MANUFACTURED FOR ANY BRAND OR MODEL OF HAMMER. IT ENABLE THE COUPLING TO THE MACHINE WITH FIXED OR QUICK COUPLER.

TECHNICAL NOTE

THE A, B AND C MEASURES HERE INDICATED ARE TO BE INSERTED IN THE ORDER.

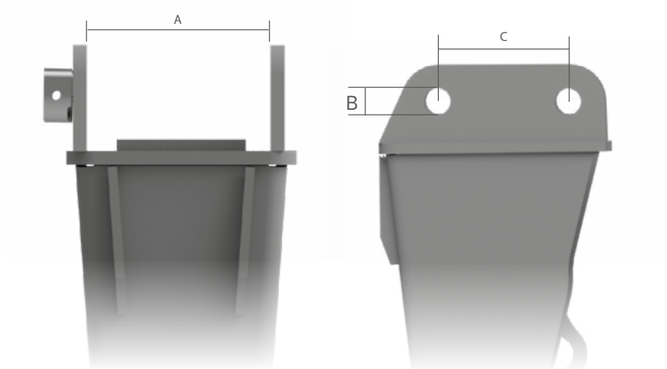

SM38 MACHINE WEIGHT 0,6 - 1,8 t *(1323 - 3968 lb)*

AR15
CR15
CS10
CS10 JANUS PRO
PL10 PIN LOCK
CW05 AUT'O'LOCK
S
CM

SM45 MACHINE WEIGHT 1,8 - 2,5 t *(3968 - 5512 lb)*

AR30
CR30
CS10
CS10 JANUS PRO
PL20 PIN LOCK
CW05 AUT'O'LOCK
S
CM

SM53 MACHINE WEIGHT 2,5 - 4,0 t *(5512 - 8818 lb)*

AR40
CR40
CS30
CS30 JANUS PRO
PL40 PIN LOCK
CW05 AUT'O'LOCK
S
CM

SM62 MACHINE WEIGHT 4,0 - 5,0 t *(8818 - 11023 lb)*

AR50
CR50
CS30
CS30 JANUS PRO
PL60 PIN LOCK
CW10 AUT'O'LOCK
S
CM

SM67 MACHINE WEIGHT 5,0 - 6,0 t *(11023 - 13228 lb)*

AR50
CR50
CS30
CS30 JANUS PRO
PL60 PIN LOCK
CW10 AUT'O'LOCK
S
CM

SM67 MACHINE WEIGHT 6,0 - 7,5 t *(13228 - 16535 lb)*

AR70
CR70
CS80
CS80 JANUS PRO
PL60 PIN LOCK
CW10 AUT'O'LOCK
S
CM

SM73 MACHINE WEIGHT 7,5 - 10,0 t *(16535 - 22046 lb)*

CR70
CS80
CS80 JANUS PRO
PL80 PIN LOCK
CW10 AUT'O'LOCK
S
CM

SM80 MACHINE WEIGHT 10,0 - 12,0 t *(22046 - 26455 lb)*

CR70
CS80
CS80 JANUS PRO
PL100 PIN LOCK
CW10 AUT'O'LOCK
S
CM

DIGGING BUCKET	58	SC	
DITCH CLEANING BUCKET	74	SP	
TILTING DITCH CLEANING BUCKET	82	SQ	
SKELETON BUCKET	90	VE	
TRAPEZOIDAL BUCKET	98	T	

STONE BUCKET	106	SCR	
STONE BUCKET FOR STONE BLOCKS	120	SB	
REINFORCED DITCH CLEANING BUCKET	132	SPR	
REINFORCED TILTING DITCH CLEANING BUCKET	140	SQR	

SC DIGGING BUCKET

STANDARD PROFILE

ITS SHAPE HAS BEEN CONCEIVED TO HELP THE TOOL TO PENETRATE MEDIUM-CONSISTENCY SOILS.

MOD.	SC27	SC36	SC38	SC45	SC53	SC62	SC67	SC73	SC80	MIDI EXCAVATOR SC85	SC92 GD	SC100GD	SC110GD
TONS (LB)	0,6 - 1,2 (1323 - 2646)	1,2 - 1,8 (2646 - 3968)	1,2 - 1,8 (2646 - 3968)	1,8 - 2,5 (3968 - 5512)	2,5 - 4,0 (5512 - 8818)	4,0 - 5,0 (8818 - 11023)	5,0 - 7,5 (11023 - 16535)	7,5 - 10,0 (16535 - 22046)	10,0 - 12,0 (22046 - 26455)	12,0 - 14,0 (26455 - 30865)	12,0 - 14,0 (26455 - 30865)	14,0 - 18,0 (30865 - 39683)	18,0 - 22,0 (39683 - 48502)

ADAPTERS



STANDARD TECHNICAL FEATURES

1 REINFORCING STRIPS

THE HORIZONTAL REINFORCING STRIPS ON THE BUCKET'S REAR AND BOTTOM PROTECT THE BUCKET FROM WEAR AND INCREASE ITS RESISTANCE.

2 DF TEETH DC TEETH DTE TEETH

OPTIONAL

3 GRADING EDGE

INSTALLED DIRECTLY ON THE ADAPTERS OF THE WELDED TEETH. THIS PATTERN MAKES THE INSTALLING/UNINSTALLING OPERATIONS EASIER AND GRANTS A HIGH RESISTANCE TO THE BUCKET.

4 HB500 WELDED ADDITIONAL CUTTING EDGE (NO TEETH)

RECOMMENDED TO WORK ON PARTICULARLY ABRASIVE SOILS.

SC27 MACHINE WEIGHT 0,6 - 1,2 t *(1323 - 2646 lb)*

ADAPTERS	CM20	CW00	CW05
	KG 10 *(LB 22)*	KG 5 *(LB 11)*	KG 9 *(LB 19)*

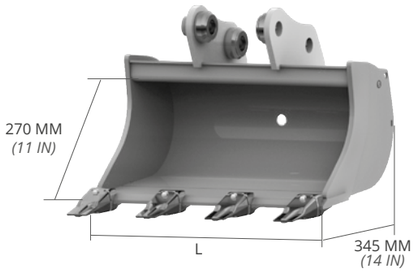

L MM *(IN)*	WEIGHT KG* *(LB*)*	CAP. SAE L *(GAL)*	TEETH N°	ADAPTERS
200 *(8)*	11 *(24)*	10 *(2,6)*	2	AF
				S - CM
				CW
250 *(10)*	13 *(29)*	14 *(3,7)*	DF2 DC3 DE3	AF
				S - CM
				CW
300 *(12)*	15 *(33)*	18 *(4,8)*	3	AF
				S - CM
				CW
350 *(14)*	17 *(37)*	21 *(5,5)*	3	AF
				S - CM
				CW
400 *(16)*	18 *(40)*	25 *(6,6)*	3	AF
				S - CM
				CW
450 *(18)*	20 *(44)*	30 *(7,9)*	3	AF
				S - CM
				CW
500 *(20)*	22 *(49)*	34 *(9,0)*	4	AF
				S - CM
				CW
600 *(24)*	26 *(57)*	42 *(11,1)*	4	AF
				S - CM
				CW
700 *(28)*	30 *(66)*	50 *(13,2)*	5	AF
				S - CM
				CW

OPTIONAL

3	4
SUPPLEMENTARY BLADE	HB500 WELDED ADDITIONAL CUTTING EDGE

* weight of the tank excluding attachment

SC27 QUICK COUPLER MACHINE WEIGHT 0,6 - 1,2 t *(1323 - 2646 lb)*

ADAPTERS	AR15	CS10	CS10 JANUS PRO	CR15
	KG 7 *(LB 15)*	KG 10 *(LB 22)*	KG 10 *(LB 22)*	KG 10 *(LB 22)*

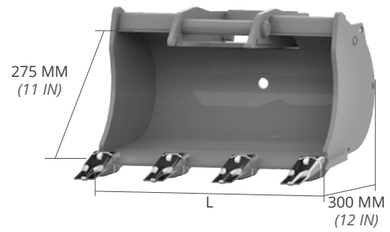

L MM *(IN)*	WEIGHT KG* *(LB*)*	CAP. SAE L *(GAL)*	TEETH N°	ADAPTERS
200 *(8)*	11 *(24)*	10 *(2,6)*	2	AR - CS
				CR
				CS JANUS PRO
250 *(10)*	13 *(29)*	14 *(3,7)*	DF2 DC3 DE3	AR - CS
				CR
				CS JANUS PRO
300 *(12)*	15 *(33)*	18 *(4,8)*	3	AR - CS
				CR
				CS JANUS PRO
350 *(14)*	17 *(37)*	21 *(5,5)*	3	AR - CS
				CR
				CS JANUS PRO
400 *(16)*	18 *(40)*	25 *(6,6)*	3	AR - CS
				CR
				CS JANUS PRO
450 *(18)*	20 *(44)*	30 *(7,9)*	3	AR - CS
				CR
				CS JANUS PRO
500 *(20)*	22 *(49)*	34 *(9,0)*	4	AR - CS
				CR
				CS JANUS PRO
600 *(24)*	26 *(57)*	42 *(11,1)*	4	AR - CS
				CR
				CS JANUS PRO
700 *(28)*	30 *(66)*	50 *(13,2)*	5	AR - CS
				CR
				CS JANUS PRO

OPTIONAL

3	4
SUPPLEMENTARY BLADE	HB500 WELDED ADDITIONAL CUTTING EDGE

* weight of the tank excluding attachment

SC36 MACHINE WEIGHT 1,2 - 1,8 t *(2646 - 3968 lb)*

ADAPTERS	AR15	CS10	CS10 JANUS PRO	CR15
	KG 7 *(LB 15)*	KG 10 *(LB 22)*	KG 10 *(LB 22)*	KG 10 *(LB 22)*

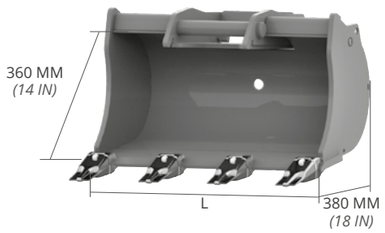

L MM *(IN)*	WEIGHT KG* *(LB*)*	CAP. SAE L *(GAL)*	TEETH N.	ADAPTERS
200 *(8)*	15 *(33)*	15 *(4,0)*	2	AR - CS
				CR
				CS JANUS PRO
250 *(10)*	17 *(37)*	20 *(5,3)*	DF2 DC3 DE3	AR - CS
				CR
				CS JANUS PRO
300 *(12)*	19 *(42)*	25 *(6,6)*	3	AR - CS
				CR
				CS JANUS PRO
350 *(14)*	21 *(46)*	31 *(8,2)*	3	AR - CS
				CR
				CS JANUS PRO
400 *(16)*	24 *(53)*	37 *(9,8)*	3	AR - CS
				CR
				CS JANUS PRO
450 *(18)*	27 *(60)*	43 *(11,4)*	3	AR - CS
				CR
				CS JANUS PRO
500 *(20)*	30 *(66)*	49 *(12,4)*	4	AR - CS
				CR
				CS JANUS PRO
600 *(24)*	34 *(75)*	61 *(16,1)*	4	AR - CS
				CR
				CS JANUS PRO
700 *(28)*	39 *(86)*	74 *(19,5)*	5	AR - CS
				CR
				CS JANUS PRO

OPTIONAL

3	4
SUPPLEMENTARY BLADE	HB500 WELDED ADDITIONAL CUTTING EDGE

* weight of the tank excluding attachment

SC38 MACHINE WEIGHT 1,2 - 1,8 t *(2646 - 3968 lb)*

ADAPTERS	AR15	CS10	CS10 JANUS PRO	CR15	CM20	CW05
	KG 7 *(LB 15)*	KG 10 *(LB 22)*	KG 10 *(LB 22)*	KG 10 *(LB 22)*	KG 10 *(LB 22)*	KG 9 *(LB 19)*

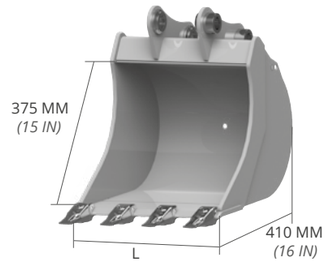

L MM *(IN)*	WEIGHT KG* *(LB*)*	CAP. SAE L *(GAL)*	TEETH N.	ADAPTERS
200 *(8)*	15 *(33)*	15 *(4,0)*	2	AF - AR - CS
				CR - CM
				CW - CS JANUS PRO
250 *(10)*	17 *(37)*	20 *(5,3)*	DF2 DC3 DE3	AF - AR - CS
				CR - CM
				CW - CS JANUS PRO
300 *(12)*	19 *(42)*	25 *(6,6)*	3	AF - AR - CS
				CR - CM
				CW - CS JANUS PRO
350 *(14)*	21 *(46)*	31 *(8,2)*	3	AF - AR - CS
				CR - CM
				CW - CS JANUS PRO
400 *(16)*	24 *(53)*	37 *(9,8)*	3	AF - AR - CS
				CR - CM
				CW - CS JANUS PRO
450 *(18)*	27 *(60)*	43 *(11,4)*	3	AF - AR - CS
				CR - CM
				CW - CS JANUS PRO
500 *(20)*	30 *(66)*	49 *(12,4)*	4	AF - AR - CS
				CR - CM
				CW - CS JANUS PRO
600 *(24)*	34 *(75)*	61 *(16,1)*	4	AF - AR - CS
				CR - CM
				CW - CS JANUS PRO
700 *(28)*	39 *(86)*	74 *(19,5)*	5	AF - AR - CS
				CR - CM
				CW - CS JANUS PRO

OPTIONAL

3	4
SUPPLEMENTARY BLADE	HB500 WELDED ADDITIONAL CUTTING EDGE

* weight of the tank excluding attachment

SC45 MACHINE WEIGHT 1,8 - 2,5 t *(3968 - 5512 lb)*

ADAPTERS	AR30	CS10	CS30	CS10 JANUS PRO	CS30 JANUS PRO	CR30	CM30	CW05
	KG 10 *(LB 22)*	KG 10 *(LB 22)*	KG 18 *(LB 39)*	KG 10 *(LB 22)*	KG 19 *(LB 41)*	KG 13 *(LB 28)*	KG 12 *(LB 26)*	KG 9 *(LB 19)*

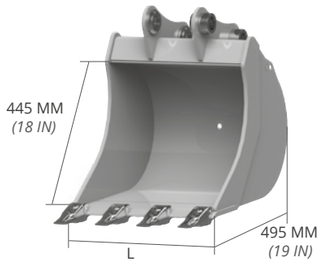

OPTIONAL

3	4
SUPPLEMENTARY BLADE	HB500 WELDED ADDITIONAL CUTTING EDGE

L MM *(IN)*	WEIGHT KG* *(LB*)*	CAP. SAE L *(GAL)*	TEETH N.	ADAPTERS
250 *(10)*	23 *(51)*	25 *(6,6)*	DF2 DC3 DE3	AF - AR - CS
				CR - CM
				CW - CS JANUS PRO
300 *(12)*	26 *(57)*	33 *(8,7)*	3	AF - AR - CS
				CR - CM
				CW - CS JANUS PRO
350 *(14)*	29 *(64)*	40 *(10,6)*	3	AF - AR - CS
				CR - CM
				CW - CS JANUS PRO
400 *(16)*	32 *(71)*	48 *(12,7)*	3	AF - AR - CS
				CR - CM
				CW - CS JANUS PRO
450 *(18)*	35 *(77)*	56 *(14,8)*	3	AF - AR - CS
				CR - CM
				CW - CS JANUS PRO
500 *(20)*	38 *(84)*	65 *(17,2)*	4	AF - AR - CS
				CR - CM
				CW - CS JANUS PRO
600 *(24)*	44 *(97)*	82 *(21,7)*	4	AF - AR - CS
				CR - CM
				CW - CS JANUS PRO
700 *(28)*	50 *(110)*	100 *(26,4)*	5	AF - AR - CS
				CR - CM
				CW - CS JANUS PRO
800 *(31)*	58 *(128)*	117 *(30,9)*	5	AF - AR - CS
				CR - CM
				CW - CS JANUS PRO

* weight of the tank excluding attachment

SC53 MACHINE WEIGHT 2,5 - 4,0 t *(5512 - 8818 lb)*

ADAPTERS	AR40	CS30	CS30 JANUS PRO	CR40	CM30	CW05
	KG 11 *(LB 24)*	KG 18 *(LB 39)*	KG 19 *(LB 41)*	KG 14 *(LB 30)*	KG 12 *(LB 26)*	KG 9 *(LB 19)*

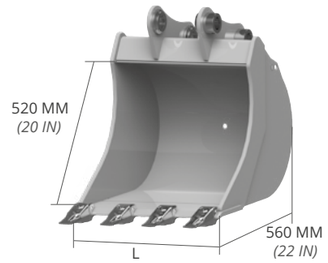

OPTIONAL

3	4
SUPPLEMENTARY BLADE	HB500 WELDED ADDITIONAL CUTTING EDGE

L MM *(IN)*	WEIGHT KG* *(LB*)*	CAP. SAE L *(GAL)*	TEETH N.	ADAPTERS
250 *(10)*	32 *(71)*	32 *(8,5)*	2	AF - AR - CS
				CR - CM
				CW - CS JANUS PRO
300 *(12)*	35 *(77)*	41 *(10,8)*	3	AF - AR - CS
				CR - CM
				CW - CS JANUS PRO
350 *(14)*	40 *(88)*	51 *(13,5)*	3	AF - AR - CS
				CR - CM
				CW - CS JANUS PRO
400 *(16)*	44 *(97)*	61 *(16,1)*	3	AF - AR - CS
				CR - CM
				CW - CS JANUS PRO
450 *(18)*	48 *(106)*	72 *(19,0)*	3	AF - AR - CS
				CR - CM
				CW - CS JANUS PRO
500 *(20)*	51 *(112)*	82 *(21,7)*	4	AF - AR - CS
				CR - CM
				CW - CS JANUS PRO
600 *(24)*	59 *(130)*	105 *(27,7)*	4	AF - AR - CS
				CR - CM
				CW - CS JANUS PRO
700 *(28)*	67 *(148)*	127 *(33,5)*	5	AF - AR - CS
				CR - CM
				CW - CS JANUS PRO
800 *(31)*	75 *(165)*	152 *(40,2)*	5	AF - AR - CS
				CR - CM
				CW - CS JANUS PRO
900 *(35)*	83 *(183)*	175 *(46,2)*	5	AF - AR - CS
				CR - CM
				CW - CS JANUS PRO

* weight of the tank excluding attachment

SC62 MACHINE WEIGHT 4,0 - 5,0 t *(8818 - 11023 lb)*

ADAPTERS	AR50	CS30	CS30 JANUS PRO	CR50	CM100	CW10
	KG 17 *(LB 37)*	KG 18 *(LB 39)*	KG 19 *(LB 41)*	KG 22 *(LB 48)*	KG 35 *(LB 77)*	KG 23 *(LB 50)*

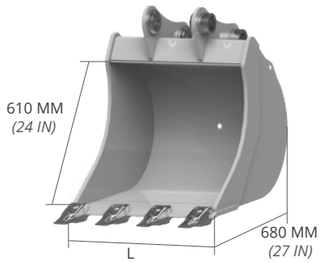

OPTIONAL

3	4
SUPPLEMENTARY BLADE	HB500 WELDED ADDITIONAL CUTTING EDGE

L MM *(IN)*	WEIGHT KG* *(LB*)*	CAP. SAE L *(GAL)*	TEETH N.	ADAPTERS
250 *(10)*	48 *(106)*	45 *(11,9)*	2	AF - AR - CS CR - CM CW - CS JANUS PRO
300 *(12)*	53 *(117)*	58 *(15,3)*	3	AF - AR - CS CR - CM CW - CS JANUS PRO
350 *(14)*	58 *(128)*	71 *(18,8)*	3	AF - AR - CS CR - CM CW - CS JANUS PRO
400 *(16)*	63 *(139)*	85 *(22,5)*	3	AF - AR - CS CR - CM CW - CS JANUS PRO
450 *(18)*	68 *(150)*	100 *(26,4)*	3	AF - AR - CS CR - CM CW - CS JANUS PRO
500 *(20)*	73 *(161)*	115 *(30,4)*	4	AF - AR - CS CR - CM CW - CS JANUS PRO
600 *(24)*	84 *(185)*	147 *(38,8)*	4	AF - AR - CS CR - CM CW - CS JANUS PRO
700 *(28)*	95 *(209)*	180 *(47,6)*	5	AF - AR - CS CR - CM CW - CS JANUS PRO
800 *(31)*	106 *(234)*	213 *(56,3)*	5	AF - AR - CS CR - CM CW - CS JANUS PRO
900 *(35)*	117 *(258)*	248 *(65,5)*	6	AF - AR - CS CR - CM CW - CS JANUS PRO
1000 *(39)*	128 *(282)*	282 *(74,5)*	6	AF - AR - CS CR - CM CW - CS JANUS PRO

* weight of the tank excluding attachment

SC67 MACHINE WEIGHT 5,0 - 7,5 t *(11023 - 16535 lb)*

ADAPTERS	AR50	AR70	CS80	CS80 JANUS PRO	CR50	CR70	CM100	CW10
	KG 17 (LB *37)*	KG 24 *(LB 52)*	KG 44 (LB *97)*	KG 46 (LB 101)	KG 22 (LB 48)	KG 34 (LB 75)	KG 35 (LB 77)	KG 23 (LB 50)

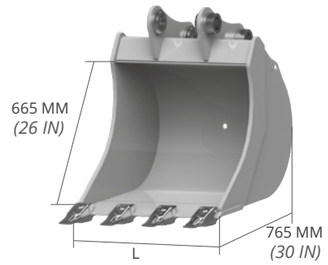

OPTIONAL

3	4
SUPPLEMENTARY BLADE	HB500 WELDED ADDITIONAL CUTTING EDGE

L MM *(IN)*	WEIGHT KG* *(LB*)*	CAP. SAE L *(GAL)*	TEETH N.	ADAPTERS
300 *(12)*	70 *(154)*	68 *(18,0)*	3	AF - AR - CS CR - CM CW - CS JANUS PRO
350 *(14)*	78 *(172)*	84 *(22,2)*	3	AF - AR - CS CR - CM CW - CS JANUS PRO
400 *(16)*	85 *(187)*	101 *(26,7)*	3	AF - AR - CS CR - CM CW - CS JANUS PRO
450 *(18)*	92 *(203)*	118 *(31,2)*	3	AF - AR - CS CR - CM CW - CS JANUS PRO
500 *(20)*	99 *(218)*	137 *(36,2)*	4	AF - AR - CS CR - CM CW - CS JANUS PRO
600 *(24)*	114 *(251)*	174 *(46,0)*	4	AF - AR - CS CR - CM CW - CS JANUS PRO
700 *(28)*	128 *(282)*	214 *(56,5)*	5	AF - AR - CS CR - CM CW - CS JANUS PRO
800 *(31)*	142 *(313)*	254 *(67,1)*	5	AF - AR - CS CR - CM CW - CS JANUS PRO
900 *(35)*	156 *(344)*	295 *(77,9)*	6	AF - AR - CS CR - CM CW - CS JANUS PRO
1000 *(39)*	170 *(375)*	338 *(89,3)*	6	AF - AR - CS CR - CM CW - CS JANUS PRO

* weight of the tank excluding attachment

SC73 MACHINE WEIGHT 7,5 - 10,0 t *(116535 - 22046 lb)*

ADAPTERS	CS80	CS80 JANUS PRO	CR70	CM100	CW10
	KG 44 *(LB 97)*	KG 46 *(LB 101)*	KG 34 *(LB 75)*	KG 35 *(LB 77)*	KG 23 *(LB 50)*

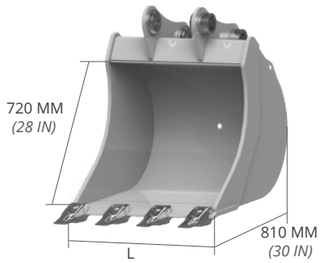

OPTIONAL

3	4
SUPPLEMENTARY BLADE	HB500 WELDED ADDITIONAL CUTTING EDGE

L MM (IN)	WEIGHT KG* (LB*)	CAP. SAE L (GAL)	TEETH N.	ADAPTERS
300 (12)	82 (181)	76 (20,1)	2	AF - CS
				CR - CM
				CW - CS JANUS PRO
350 (14)	89 (196)	94 (24,8)	3	AF - CS
				CR - CM
				CW - CS JANUS PRO
400 (16)	94 (207)	113 (29,9)	3	AF - CS
				CR - CM
				CW - CS JANUS PRO
450 (18)	103 (227)	133 (35,1)	3	AF - CS
				CR - CM
				CW - CS JANUS PRO
500 (20)	111 (245)	153 (40,4)	3	AF - CS
				CR - CM
				CW - CS JANUS PRO
600 (24)	127 (280)	196 (51,8)	4	AF - CS
				CR - CM
				CW - CS JANUS PRO
700 (28)	143 (315)	240 (63,4)	4	AF - CS
				CR - CM
				CW - CS JANUS PRO
800 (31)	159 (351)	286 (75,6)	5	AF - CS
				CR - CM
				CW - CS JANUS PRO
900 (35)	175 (386)	333 (88,0)	5	AF - CS
				CR - CM
				CW - CS JANUS PRO
1000 (39)	191 (421)	379 (100,1)	5	AF - CS
				CR - CM
				CW - CS JANUS PRO
1100 (43)	207 (456)	430 (113,6)	5	AF - CS
				CR - CM
				CW - CS JANUS PRO

* weight of the tank excluding attachment

SC80 MACHINE WEIGHT 10,0 - 12,0 t *(22046 - 26455 lb)*

ADAPTERS	CS80	CS80 JANUS PRO	CR70	CM180	CW20
	KG 44 *(LB 97)*	KG 46 *(LB 101)*	KG 34 *(LB 75)*	KG 66 *(LB 145)*	KG 57 *(LB 126)*

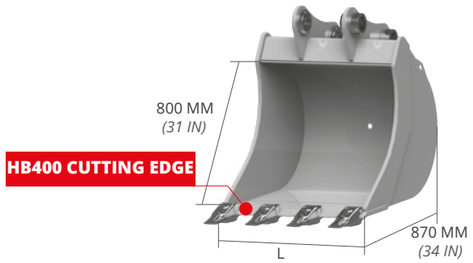

OPTIONAL

3	4
SUPPLEMENTARY BLADE	HB500 WELDED ADDITIONAL CUTTING EDGE

L MM (IN)	WEIGHT KG* (LB*)	CAP. SAE L (GAL)	TEETH N.	ADAPTERS
300 (12)	102 (225)	86 (22,7)	2	AF - CS
				CR - CM - CS JANUS PRO
				CW
350 (14)	110 (243)	107 (28,3)	3	AF - CS
				CR - CM - CS JANUS PRO
				CW
400 (16)	121 (267)	129 (34,1)	3	AF - CS
				CR - CM - CS JANUS PRO
				CW
450 (18)	130 (287)	151 (39,9)	3	AF - CS
				CR - CM - CS JANUS PRO
				CW
500 (20)	139 (306)	174 (46,0)	3	AF - CS
				CR - CM - CS JANUS PRO
				CW
600 (24)	157 (346)	222 (58,6)	4	AF - CS
				CR - CM - CS JANUS PRO
				CW
700 (28)	175 (386)	273 (72,1)	4	AF - CS
				CR - CM - CS JANUS PRO
				CW
800 (31)	191 (421)	325 (85,9)	5	AF - CS
				CR - CM - CS JANUS PRO
				CW
900 (35)	209 (461)	379 (100,1)	5	AF - CS
				CR - CM - CS JANUS PRO
				CW
1000 (39)	226 (498)	433 (114,4)	5	AF - CS
				CR - CM - CS JANUS PRO
				CW
1100 (43)	244 (538)	486 (128,4)	5	AF - CS
				CR - CM - CS JANUS PRO
				CW
1200 (47)	262 (578)	546 (144,2)	6	AF - CS
				CR - CM - CS JANUS PRO
				CW
1300 (51)	280 (617)	602 (159,0)	6	AF - CS
				CR - CM - CS JANUS PRO
				CW

* weight of the tank excluding attachment

SC85 MIDI

MACHINE WEIGHT 12,0 - 14,0 t *(26455 - 30865 lb)*

ADAPTERS	CS100	CS100 JANUS PRO	CM180	CW20
	KG 45 *(LB 99)*	KG 93 *(LB 205)*	KG 66 *(LB 145)*	KG 57 *(LB 126)*

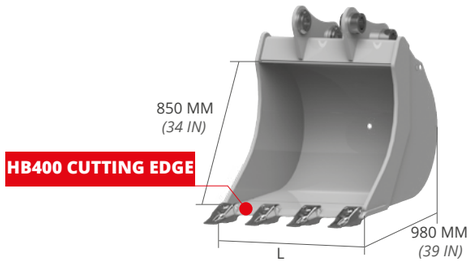

L MM *(IN)*	WEIGHT KG* *(LB*)*	CAP. SAE L *(GAL)*	TEETH N.	ADAPTERS
400 *(16)*	170 *(375)*	171 *(45,2)*	3	AF - CM
				CS - CW
				CS JANUS PRO
500 *(20)*	190 *(419)*	235 *(62,1)*	3	AF - CM
				CS - CW
				CS JANUS PRO
600 *(24)*	210 *(463)*	300 *(79,3)*	4	AF - CM
				CS - CW
				CS JANUS PRO
700 *(28)*	230 *(507)*	368 *(97,2)*	4	AF - CM
				CS - CW
				CS JANUS PRO
800 *(31)*	250 *(551)*	438 *(115,7)*	5	AF - CM
				CS - CW
				CS JANUS PRO
900 *(35)*	270 *(595)*	510 *(134,7)*	5	AF - CM
				CS - CW
				CS JANUS PRO
1000 *(39)*	291 *(642)*	584 *(154,3)*	5	AF - CM
				CS - CW
				CS JANUS PRO
1100 *(43)*	312 *(688)*	657 *(173,6)*	5	AF - CM
				CS - CW
				CS JANUS PRO
1200 *(47)*	333 *(734)*	730 *(192,8)*	6	AF - CM
				CS - CW
				CS JANUS PRO
1300 *(51)*	354 *(780)*	810 *(214,0)*	6	AF - CM
				CS - CW
				CS JANUS PRO

OPTIONAL

3	4
SUPPLEMENTARY BLADE	HB500 WELDED ADDITIONAL CUTTING EDGE

* weight of the tank excluding attachment

SC92 GD EXCAVATOR

MACHINE WEIGHT 12,0 - 14,0 t *(26455 - 30865 lb)*

ADAPTERS	CS100	CS100 JANUS PRO	CM180	CW20
	KG 45 *(LB 99)*	KG 93 *(LB 205)*	KG 66 *(LB 145)*	KG 54 *(LB 126)*

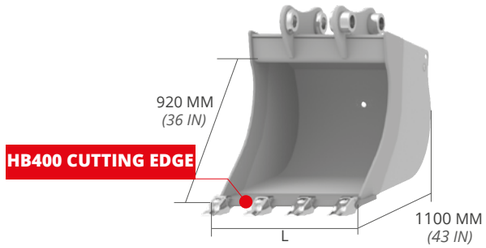

L MM *(IN)*	WEIGHT KG* *(LB*)*	CAP. SAE L *(GAL)*	TEETH N.	ADAPTERS
400 *(16)*	185 *(407)*	250 *(66)*	3	AF - CM
				CS - CW
				CS JANUS PRO
500 *(20)*	213 *(469)*	315 *(83)*	3	AF - CM
				CS - CW
				CS JANUS PRO
600 *(24)*	228 *(503)*	380 *(100,4)*	4	AF - CM
				CS - CW
				CS JANUS PRO
700 *(28)*	251 *(553)*	450 *(118,9)*	4	AF - CM
				CS - CW
				CS JANUS PRO
800 *(31)*	281 *(619)*	560 *(147,9)*	5	AF - CM
				CS - CW
				CS JANUS PRO
900 *(35)*	309 *(681)*	620 *(163,8)*	5	AF - CM
				CS - CW
				CS JANUS PRO
1000 *(39)*	350 *(772)*	700 *(184,9)*	5	AF - CM
				CS - CW
				CS JANUS PRO
1200 *(47)*	403 *(888)*	900 *(237,7)*	6	AF - CM
				CS - CW
				CS JANUS PRO

OPTIONAL

3	4
SUPPLEMENTARY BLADE	HB500 WELDED ADDITIONAL CUTTING EDGE

* weight of the tank excluding attachment

SC100 GD MACHINE WEIGHT 14,0 - 18,0 t *(30865 - 39683 lb)*

ADAPTERS	CS100	CS100 JANUS PRO	CM180	CW30
	KG 45 *(LB 99)*	KG 93 *(LB 205)*	KG 66 *(LB 145)*	KG 66 *(LB 145)*

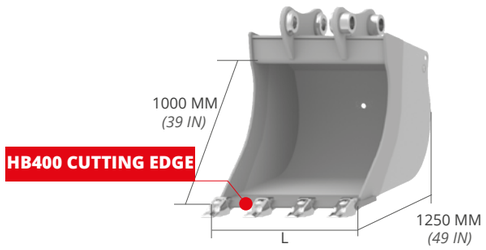

L MM *(IN)*	WEIGHT KG* *(LB*)*	CAP. SAE L *(GAL)*	TEETH N.	ADAPTERS
400 *(16)*	250 *(511)*	300 *(79)*	3	AF - CM
				CS - CW
				CS JANUS PRO
500 *(20)*	287 *(632)*	370 *(98)*	3	AF - CM
				CS - CW
				CS JANUS PRO
600 *(24)*	316 *(697)*	450 *(118,9)*	3	AF - CM
				CS - CW
				CS JANUS PRO
700 *(28)*	355 *(783)*	535 *(141,3)*	4	AF - CM
				CS - CW
				CS JANUS PRO
800 *(31)*	394 *(869)*	620 *(163,7)*	4	AF - CM
				CS - CW
				CS JANUS PRO
900 *(35)*	433 *(955)*	710 *(187,5)*	4	AF - CM
				CS - CW
				CS JANUS PRO
1000 *(39)*	472 *(1041)*	800 *(211,3)*	5	AF - CM
				CS - CW
				CS JANUS PRO
1200 *(47)*	550 *(1213)*	980 *(258,8)*	5	AF - CM
				CS - CW
				CS JANUS PRO

OPTIONAL

3	4
SUPPLEMENTARY BLADE	HB500 WELDED ADDITIONAL CUTTING EDGE

* weight of the tank excluding attachment

SC110 GD MACHINE WEIGHT 18,0 - 22,0 t *(39683 - 48502 lb)*

ADAPTERS	CS100	CS100 JANUS PRO	CM180	CW30
	KG 45 *(LB 99)*	KG 93 *(LB 205)*	KG 66 *(LB 145)*	KG 57 *(LB 126)*

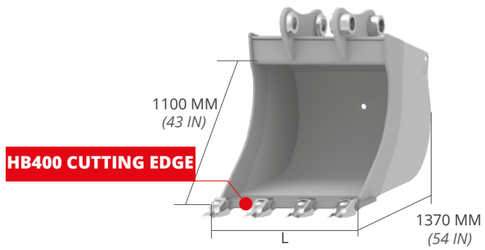

L MM *(IN)*	WEIGHT KG* *(LB*)*	CAP. SAE L *(GAL)*	TEETH N.	ADAPTERS
600 *(24)*	412 *(908)*	480 *(126,8)*	3	AF - CM
				CS - CW
				CS JANUS PRO
800 *(31)*	502 *(1107)*	690 *(182,3)*	4	AF - CM
				CS - CW
				CS JANUS PRO
1000 *(39)*	592 *(1305)*	900 *(237,7)*	5	AF - CM
				CS - CW
				CS JANUS PRO
1200 *(47)*	682 *(1504)*	1110 *(293,2)*	5	AF - CM
				CS - CW
				CS JANUS PRO
1300 *(52)*	727 *(1603)*	1220 *(322,2)*	6	AF - CM
				CS - CW
				CS JANUS PRO
1400 *(55)*	772 *(1702)*	1330 *(351,3)*	6	AF - CM
				CS - CW
				CS JANUS PRO

OPTIONAL

3	4
SUPPLEMENTARY BLADE	HB500 WELDED ADDITIONAL CUTTING EDGE

* weight of the tank excluding attachment

SP DITCH CLEANING BUCKET

STANDARD PROFILE

ITS ENLARGED AND LOW-PROFILE SHAPE MAKES IT SUITABLE FOR THE REALIZATION AND MAINTENANCE OF DRAINS, DITCHES AND EARTH BANKS. SUPPLIED WITH HOLES ON WALLS AND BOTTOM FOR THE WATER DRAINAGE.

THE INSTALLATION OF BEZELS IS HIGHLY RECOMMENDED FOR BUCKETS WIDER THAN 1400 MM, IN ORDER TO AVOID DAMAGES TO THE BUCKET IN CASE OF HEAVY DUTY JOBS OR WITH PARTICULARLY HARD TERRAINS:

- **WIDTH FROM 1400 TO 1500 MM: NR. 1 BEZEL**
- **WIDTH FROM 1600 TO 1600 MM: NR. 2 BEZELS**
- **WIDTH FROM 1800 TO 2200 MM: NR. 3 BEZELS**

								MIDI	EXCAVATOR	
MOD.	**SP30**	**SP35**	**SP40**	**SP40**	**SP45**	**SP50**	**SP55**	**SP60**	**SP65 GD**	**SP70 GD**
TONS (LB)	0,6 - 1,2 *(1323 - 2646)*	1,2 - 1,8 *(2646 - 3968)*	2,0 - 2,5 *(4409 - 5512)*	2,5 - 4,0 *(5512 - 8818)*	4,0 - 5,0 *(8818 - 11023)*	5,0 - 7,5 *(11023 - 16535)*	7,5 - 10,0 *(16535 - 22046)*	10,0 - 12,0 *(22046 - 26455)*	12,0 - 18,0 *(26456 - 39683)*	18,0 - 22,0 *(39683 - 48502)*

ADAPTERS



STANDARD TECHNICAL FEATURES

1 **REINFORCING STRIPS**

THE HORIZONTAL REINFORCING STRIPS ON THE BUCKET'S REAR AND BOTTOM PROTECT THE BUCKET FROM WEAR AND INCREASE ITS RESISTANCE.

OPTIONAL

2 **PERFORATED BLADE**

3 **HB400 ADDITIONAL BOLT-ON REVERSIBLE CUTTING EDGE**

BOLTED-IN HB400 REVERSIBLE UNDERBLADE. RECOMMENDED TO WORK ON PARTICULARLY ABRASIVE SOILS.

4 **HB500 WELDED ADDITIONAL EDGE**

5 **BEZEL**

IT ENSURES A HIGHER STRUCTURAL RESISTANCE. HIGHLY RECOMMENDED WITH BUCKETS 1400MM WIDE OR MORE.

6 **REAR RAZOR**

WHEN THE MACHINE'S ARM IS KEPT CLOSED, IT ALLOWS TO FINISH SURFACES EVENLY.

SP30 MACHINE WEIGHT 0,6 - 1,2 t *(1323 - 2646 lb)*

ADAPTERS	AR15	CS10	CS10 JANUS PRO	CR15	CM20	CW00	CW05
	KG 7 *(LB 15)*	KG 10 *(LB 22)*	KG 10 *(LB 22)*	KG 10 *(LB 22)*	KG 10 *(LB 22)*	KG 5 *(LB 11)*	KG 9 *(LB 19)*



L MM *(IN)*	WEIGHT KG* *(LB*)*	CAP. SAE L *(GAL)*	ADAPTERS
600 *(24)*	28 *(62)*	41 *(10,8)*	AF - AR - CS
			CR - CM
			CW - CS JANUS PRO
800 *(31)*	37 *(82)*	58 *(15,3)*	AF - AR - CS
			CR - CM
			CW - CS JANUS PRO
1000 *(39)*	46 *(101)*	74 *(19,5)*	AF - AR - CS
			CR - CM
			CW - CS JANUS PRO

OPTIONAL

6
REAR RAZOR

SP35 MACHINE WEIGHT - 1,2 - 1,8 t *(2646 - 3968 lb)*

ADAPTERS	AR15	CS10	CS10 JANUS PRO	CR15	CM20	CW05
	KG 7 *(LB 15)*	KG 10 *(LB 22)*	KG 10 *(LB 22)*	KG 10 *(LB 22)*	KG 10 *(LB 22)*	KG 9 *(LB 19)*



L MM *(IN)*	WEIGHT KG* *(LB*)*	CAP. SAE L *(GAL)*	ADAPTERS
800 *(31)*	44 *(97)*	75 *(19,8)*	AF - AR - CS
			CR - CM
			CW - CS JANUS PRO
1000 *(39)*	53 *(117)*	96 *(25,4)*	AF - AR - CS
			CR - CM
			CW - CS JANUS PRO
1200 *(47)*	62 *(137)*	117 *(30,9)*	AF - AR - CS
			CR - CM
			CW - CS JANUS PRO

OPTIONAL

2	3	4	6
PERFORATED BLADE	HB400 ADDITIONAL EDGE MOUNTED ON THE BUCKET	HB500 WELDED ADDITIONAL EDGE	REAR RAZOR

SP40 MACHINE WEIGHT 2,0 - 2,5 t *(4409 - 5512 lb)*

ADAPTERS	AR30	CS10	CS30	CS10 JANUS PRO	CS30 JANUS PRO	CR30	CM30	S30-150	S30-180	CW05
	KG 10 *(LB 22)*	KG 10 *(LB 22)*	KG 18 *(LB 39)*	KG 10 *(LB 22)*	KG 19 *(LB 41)*	KG 13 *(LB 28)*	KG 12 *(LB 26)*	KG 6 *(LB 13)*	KG 8 *(LB 17)*	KG 9 *(LB 19)*



L MM *(IN)*	WEIGHT KG* *(LB*)*	CAP. SAE L *(GAL)*	ADAPTERS
1000 *(39)*	72 *(159)*	125 *(33,0)*	AF - AR - CS
			CR - CM
			CW - CS JANUS PRO
1200 *(47)*	85 *(187)*	154 *(40,7)*	AF - AR - CS
			CR - CM
			CW - CS JANUS PRO

OPTIONAL

2	3	4	5	6
PERFORATED BLADE	HB400 ADDITIONAL EDGE MOUNTED ON THE BUCKET	HB500 WELDED ADDITIONAL EDGE	BEZEL	REAR RAZOR

SP40 MACHINE WEIGHT 2,5 - 4,0 t *(5512 - 8818 lb)*

ADAPTERS	AR40	CS30	CS30 JANUS PRO	CR40	CM30	S40-200	CW05
	KG 11 *(LB 24)*	KG 18 *(LB 39)*	KG 19 *(LB 41)*	KG 14 *(LB 30)*	KG 12 *(LB 26)*	KG 15 *(LB 33)*	KG 9 *(LB 19)*



L MM *(IN)*	WEIGHT KG* *(LB*)*	CAP. SAE L *(GAL)*	ADAPTERS
1000 *(39)*	72 *(159)*	125 *(33,0)*	AF - AR - CS
			CR - CM
			CW - CS JANUS PRO
1200 *(47)*	85 *(187)*	154 *(40,7)*	AF - AR - CS
			CR - CM
			CW - CS JANUS PRO
1400 *(55)*	98 *(216)*	182 *(48,1)*	AF - AR - CS
			CR - CM
			CW - CS JANUS PRO

OPTIONAL

2	3	4	5	6
PERFORATED BLADE	HB400 ADDITIONAL EDGE MOUNTED ON THE BUCKET	HB500 WELDED ADDITIONAL EDGE	BEZEL	REAR RAZOR

* weight of the tank excluding attachment

* weight of the tank excluding attachment

SP45 MACHINE WEIGHT 4,0 - 5,0 t *(8818 - 11023 lb)*

ADAPTERS	AR50	CS30	CS30 JANUS PRO	CR50	CM100	CW10
	KG 17 *(LB 37)*	KG 18 *(LB 39)*	KG 19 *(LB 41)*	KG 22 *(LB 48)*	KG 35 *(LB 77)*	KG 23 *(LB 50)*



L MM *(IN)*	WEIGHT KG* *(LB*)*	CAP. SAE L *(GAL)*	ADAPTERS
1200 *(47)*	113 *(249)*	213 *(56,3)*	AF - AR - CS
			CR - CM
			CW - CS JANUS PRO
1400 *(55)*	130 *(287)*	254 *(67,1)*	AF - AR - CS
			CR - CM
			CW - CS JANUS PRO
1500 *(59)*	138 *(304)*	274 *(72,4)*	AF - AR - CS
			CR - CM
			CW - CS JANUS PRO
1600 *(63)*	146 *(322)*	295 *(78)*	AF - AR - CS
			CR - CM
			CW - CS JANUS PRO

OPTIONAL

2	3	4	5	6
PERFORATED BLADE	HB400 ADDITIONAL EDGE MOUNTED ON THE BUCKET	HB500 WELDED ADDITIONAL EDGE	BEZEL	REAR RAZOR

SP55 MACHINE WEIGHT 7,5 - 10,0 t *(16535 - 22046 lb)*

ADAPTERS	CS80	CS80 JANUS PRO	CR70	CM100	CW10
	KG 44 *(LB 97)*	KG 46 *(LB 101)*	KG 34 *(LB 75)*	KG 35 *(LB 77)*	KG 23 *(LB 50)*



L MM *(IN)*	WEIGHT KG* *(LB*)*	CAP. SAE L *(GAL)*	ADAPTERS
1200 *(47)*	183 *(403)*	326 *(86,1)*	AF - CS
			CR - CM
			CW - CS JANUS PRO
1400 *(55)*	209 *(461)*	387 *(102,2)*	AF - CS
			CR - CM
			CW - CS JANUS PRO
1600 *(63)*	236 *(520)*	447 *(118,1)*	AF - CS
			CR - CM
			CW - CS JANUS PRO
1800 *(71)*	263 *(580)*	507 *(133,9)*	AF - CS
			CR - CM
			CW - CS JANUS PRO

OPTIONAL

2	3	4	5	6
PERFORATED BLADE	HB400 ADDITIONAL EDGE MOUNTED ON THE BUCKET	HB500 WELDED ADDITIONAL EDGE	BEZEL	REAR RAZOR

* weight of the tank excluding attachment

SP50 SP50 MACHINE WEIGHT 5,0 - 7,5 t *(11012 - 16535 lb)*

ADAPTERS	AR50	AR70	CS80	CS80 JANUS PRO	CR50	CR70	CM100	CW10
	KG 17 (LB *37)*	KG 24 *(LB 52)*	KG 44 (LB *97)*	KG 46 (LB 101)	KG 22 (LB 48)	KG 34 (LB 75)	KG 35 (LB 77)	KG 23 (LB 50)



L MM *(IN)*	WEIGHT KG* *(LB*)*	CAP. SAE L *(GAL)*	ADAPTERS
1200 *(47)*	136 *(300)*	250 *(66,0)*	AF - AR - CS
			CR - CM
			CW - CS JANUS PRO
1400 *(55)*	156 *(344)*	298 *(78,8)*	AF - AR - CS
			CR - CM
			CW - CS JANUS PRO
1600 *(63)*	176 *(388)*	345 *(91,1)*	AF - AR - CS
			CR - CM
			CW - CS JANUS PRO
1800 *(71)*	196 *(432)*	392 *(103,6)*	AF - AR - CS
			CR - CM
			CW - CS JANUS PRO

OPTIONAL

2	3	4	5	6
PERFORATED BLADE	HB400 ADDITIONAL EDGE MOUNTED ON THE BUCKET	HB500 WELDED ADDITIONAL EDGE	BEZEL	REAR RAZOR

SP60 MIDI MACHINE WEIGHT 10,0 - 12,0 t *(22046 - 26455 lb)*

ADAPTERS	CS80	CS80 JANUS PRO	CR70	CM180	CW20
	KG 44 *(LB 97)*	KG 46 *(LB 101)*	KG 34 *(LB 75)*	KG 66 *(LB 145)*	KG 54 *(LB 119)*



L MM *(IN)*	WEIGHT KG* *(LB*)*	CAP. SAE L *(GAL)*	ADAPTERS
1200 *(47)*	218 *(481)*	367 *(97,0)*	AF - CS
			CR - CM - CS JANUS PRO
			CW
1400 *(55)*	248 *(547)*	436 *(115,2)*	AF - CS
			CR - CM - CS JANUS PRO
			CW
1600 *(63)*	280 *(617)*	504 *(133,1)*	AF - CS
			CR - CM - CS JANUS PRO
			CW
1800 *(71)*	310 *(683)*	573 *(151,4)*	AF - CS
			CR - CM - CS JANUS PRO
			CW
2000 *(79)*	340 *(750)*	641 *(169,3)*	AF - CS
			CR - CM - CS JANUS PRO
			CW

OPTIONAL

2	3	4	5	6
PERFORATED BLADE	HB400 ADDITIONAL EDGE MOUNTED ON THE BUCKET	HB500 WELDED ADDITIONAL EDGE	BEZEL	REAR RAZOR

* weight of the tank excluding attachment

SP65 GD EXCAVATOR

MACHINE WEIGHT 12,0 - 18,0 t *(26456 - 39683 lb)*

ADAPTERS	CS100	CS100 JANUS PRO	CM180	CW20
	KG 45 *(LB 99)*	KG 93 *(LB 205)*	KG 66 *(LB 145)*	KG 57 *(LB 126)*



L MM *(IN)*	WEIGHT KG* *(LB*)*	CAP. SAE L *(GAL)*	ADAPTERS
1400 *(55)*	318 *(701)*	631 *(166,7)*	AF - CM
			CS - CW
			CS JANUS PRO
1500 *(59)*	339 *(747)*	665 *(175,7)*	AF - CM
			CS - CW
			CS JANUS PRO
1600 *(63)*	359 *(791)*	699 *(184,7)*	AF - CM
			CS - CW
			CS JANUS PRO
1800 *(71)*	400 *(882)*	767 *(202,6)*	AF - CM
			CS - CW
			CS JANUS PRO
2000 *(79)*	440 *(970)*	835 *(220,6)*	AF - CM
			CS - CW
			CS JANUS PRO

OPTIONAL

2	3	4	5	6
PERFORATED BLADE	HB400 ADDITIONAL EDGE MOUNTED ON THE BUCKET	HB500 WELDED ADDITIONAL EDGE	BEZEL	REAR RAZOR

SP70 GD

MACHINE WEIGHT 18,0 - 22,0 t *(39683 - 48502 lb)*

ADAPTERS	CS100	CS100 JANUS PRO	CM180	CW30
	KG 45 *(LB 99)*	KG 93 *(LB 205)*	KG 66 *(LB 145)*	KG 66 *(LB 145)*



L MM *(IN)*	WEIGHT KG* *(LB*)*	CAP. SAE L *(GAL)*	ADAPTERS
1500 *(59)*	417 *(919)*	780 *(206,1)*	AF - CM
			CS - CW
			CS JANUS PRO
1600 *(63)*	442 *(974)*	820 *(216,6)*	AF - CM
			CS - CW
			CS JANUS PRO
1800 *(71)*	492 *(1085)*	900 *(237,8)*	AF - CM
			CS - CW
			CS JANUS PRO
2000 *(79)*	540 *(1190)*	980 *(258,9)*	AF - CM
			CS - CW
			CS JANUS PRO
2200 *(87)*	586 *(1292)*	1060 *(280,0)*	AF - CM
			CS - CW
			CS JANUS PRO

* weight of the tank excluding attachment

OPTIONAL

2	3	4	5	6
PERFORATED BLADE	HB400 ADDITIONAL EDGE MOUNTED ON THE BUCKET	HB500 WELDED ADDITIONAL EDGE	BEZEL	REAR RAZOR

SQ TILTING DITCH CLEANING BUCKET

STANDARD PROFILE

PARTICULARLY SUITABLE FOR FINISHING AND LEVELLING WORKS. ITS TILTING MECHANISM ENABLES TO TILT THE BUCKET BY 45° ON BOTH SIDES. THE STANDARD BLOCK VALVE ENABLES TO KEEP THE ANGLE.

THE INSTALLATION OF BEZELS IS HIGHLY RECOMMENDED FOR BUCKETS WIDER THAN 1400 MM, IN ORDER TO AVOID DAMAGES TO THE BUCKET IN CASE OF HEAVY DUTY JOBS OR WITH PARTICULARLY HARD TERRAINS:

- **WIDTH FROM 1400 TO 1500 MM: NR. 1 BEZEL**
- **WIDTH FROM 1600 TO 1600 MM: NR. 2 BEZELS**
- **WIDTH FROM 1800 TO 2200 MM: NR. 3 BEZELS**

							MIDI	EXCAVATOR	
MOD.	**SQ30**	**SQ35**	**SQ40**	**SQ45**	**SQ50**	**SQ55**	**SQ60**	**SQ65 GD**	**SQ70 GD**
TONS (LB)	1,0 - 1,8 *(2204 - 3968)*	1,8 - 2,5 *(3968 - 5512)*	2,5 - 4,0 *(5512 - 8818)*	4,0 - 5,0 *(8818 - 11023)*	5,0 - 7,5 *(11023 - 16535)*	7,5 - 10,0 *(16535 - 22046)*	10,0 - 12,0 *(22046 - 26455)*	12,0 - 18,0 *(26456 - 39683)*	18,0 - 22,0 *(39683 - 48502)*



STANDARD TECHNICAL FEATURES

1 REINFORCING STRIPS

THE HORIZONTAL REINFORCING STRIPS ON THE BUCKET'S REAR AND BOTTOM PROTECT THE BUCKET FROM WEAR AND INCREASE ITS RESISTANCE.

2 BLOCK VALVE

IT ALLOWS TO KEEP THE BUCKET POSITIONING DURING THE WORKING PHASE.

3 DOUBLE CYLINDER FOR SQ65 GD, SQ70 GD

OPTIONAL

4 PERFORATED BLADE

5 HB400 ADDITIONAL BOLT-ON REVERSIBLE CUTTING EDGE

BOLTED-IN HB400 REVERSIBLE UNDERBLADE. RECOMMENDED TO WORK ON PARTICULARLY ABRASIVE SOILS.

6 HB500 WELDED ADDITIONAL CUTTING EDGE

7 BEZEL

IT ENSURES A HIGHER STRUCTURAL RESISTANCE. HIGHLY RECOMMENDED WITH BUCKETS 1400MM (55) WIDE OR MORE.

8 REAR RAZOR

WHEN THE MACHINE'S ARM IS KEPT CLOSED, IT ALLOWS TO FINISH SURFACES EVENLY.

9 PIPE KIT

OPTIONAL KIT INSTALLED ON THE BUCKET FOR THE FEEDING OF THE HYDRAULIC CYLINDER. IT ALLOWS THE USE OF TWO OUTLETS ON THE RIGHT AND TWO OUTLETS ON THE LEFT FOR THE HYDRAULIC CONNECTION TO THE MACHINE REDUCING THE INSTALLATION TIMES. THE CONNECTING PIPES ARE NOT SUPPLIED.

SQ30 MACHINE WEIGHT 1,0 - 1,8 t *(2204 - 3968 lb)*

ADAPTERS	AR15	CS10	CS10 JANUS PRO	CR15	CM20	CW00	CW05
	KG 7 *(LB 15)*	KG 10 *(LB 22)*	KG 10 *(LB 22)*	KG 10 *(LB 22)*	KG 10 *(LB 22)*	KG 5 *(LB 11)*	KG 9 *(LB 19)*

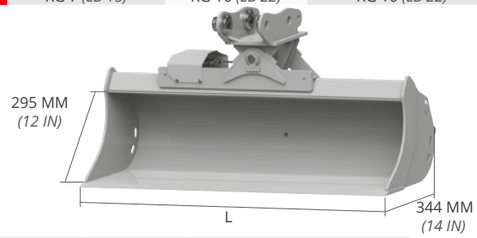

L MM *(IN)*	WEIGHT KG* *(LB*)*	CAP. SAE L *(GAL)*	ADAPTERS
800 *(31)*	69 *(153)*	58 *(15,3)*	AF - AR - CS
			CR - CM
			CW - CS JANUS PRO
1000 *(39)*	78 *(173)*	74 *(19,5)*	AF - AR - CS
			CR - CM
			CW - CS JANUS PRO

OPTIONAL

8	9
REAR RAZOR	PIPE KIT

SQ35 MACHINE WEIGHT - 1,8 - 2,5 t *(3968 - 5512 lb)*

ADAPTERS	AR15	AR30	CS10	CS30	CS10 JANUS PRO	CS30 JANUS PRO	CR15	CR30	CM20	CM30	CW05
	KG 7 *(LB 15)*	KG 10 *(LB 22)*	KG 10 *(LB 22)*	KG 18 *(LB 39)*	KG 10 *(LB 22)*	KG 19 *(LB 41)*	KG 10 *(LB 22)*	KG 13 *(LB 28)*	KG 10 *(LB 22)*	KG 12 *(LB 26)*	KG 9 *(LB 19)*

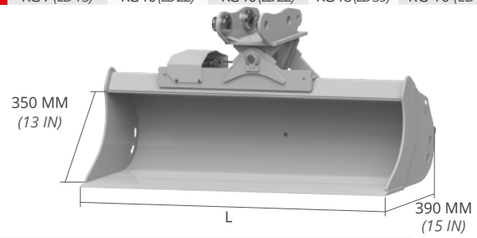

L MM *(IN)*	WEIGHT KG* *(LB*)*	CAP. SAE L *(GAL)*	ADAPTERS
800 *(31)*	76 *(169)*	75 *(19,8)*	AF - AR - CS
			CR - CM
			CW - CS JANUS PRO
1000 *(39)*	85 *(188)*	96 *(25,4)*	AF - AR - CS
			CR - CM
			CW - CS JANUS PRO
1200 *(47)*	94 *(208)*	117 *(30,9)*	AF - AR - CS
			CR - CM
			CW - CS JANUS PRO

OPTIONAL

4	5	6	8	9
PERFORATED BLADE	HB400 ADDITIONAL EDGE MOUNTED ON THE BUCKET	HB500 WELDED ADDITIONAL CUTTING EDGE	REAR RAZOR	PIPE KIT

SQ40 MACHINE WEIGHT 2,5 - 4,0 t *(5512 - 8818 lb)*

ADAPTERS	AR40	CS30	CS30 JANUS PRO	CR40	CM30	CW05
	KG 11 *(LB 24)*	KG 18 *(LB 39)*	KG 19 *(LB 41)*	KG 14 *(LB 30)*	KG 12 *(LB 26)*	KG 9 *(LB 19)*

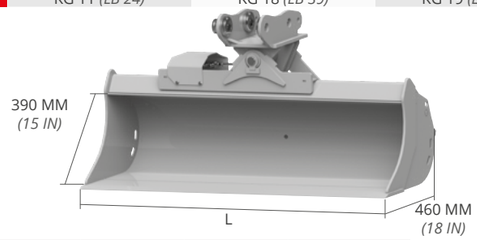

L MM *(IN)*	WEIGHT KG* *(LB*)*	CAP. SAE L *(GAL)*	ADAPTERS
1000 *(39)*	130 *(286)*	125 *(33,0)*	AF - AR - CS
			CR - CM
			CW - CS JANUS PRO
1200 *(47)*	143 *(315)*	154 *(40,7)*	AF - AR - CS
			CR - CM
			CW - CS JANUS PRO
1400 *(55)*	156 *(343)*	182 *(48,1)*	AF - AR - CS
			CR - CM
			CW - CS JANUS PRO

OPTIONAL

4	5	6	7	8	9
PERFORATED BLADE	HB400 ADDITIONAL EDGE MOUNTED ON THE BUCKET	HB500 WELDED ADDITIONAL CUTTING EDGE	BEZEL	REAR RAZOR	PIPE KIT

SQ45 MACHINE WEIGHT 4,0 - 5,0 t *(8818 - 11023 lb)*

ADAPTERS	AR50	CS30	CS30 JANUS PRO	CR50	CM100	CW10
	KG 17 *(LB 37)*	KG 18 *(LB 39)*	KG 19 *(LB 41)*	KG 22 *(LB 48)*	KG 35 *(LB 77)*	KG 23 *(LB 50)*

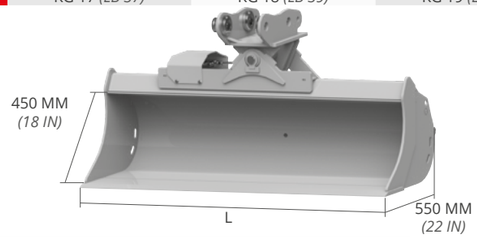

L MM *(IN)*	WEIGHT KG* *(LB*)*	CAP. SAE L *(GAL)*	ADAPTERS
1200 *(47)*	196 *(433)*	213 *(56,3)*	AF - AR - CS
			CR - CM
			CW - CS JANUS PRO
1400 *(55)*	213 *(470)*	254 *(67,1)*	AF - AR - CS
			CR - CM
			CW - CS JANUS PRO
1500 *(59)*	221 *(488)*	274 *(72,4)*	AF - AR - CS
			CR - CM
			CW - CS JANUS PRO

OPTIONAL

4	5	6	7	8	9
PERFORATED BLADE	HB400 ADDITIONAL EDGE MOUNTED ON THE BUCKET	HB500 WELDED ADDITIONAL CUTTING EDGE	BEZEL	REAR RAZOR	PIPE KIT

* weight of the tank excluding attachment

* weight of the tank excluding attachment

SQ50 MACHINE WEIGHT 5,0 - 7,5 t *(11012 - 16535 lb)*

ADAPTERS	AR50	AR70	CS80	CS80 JANUS PRO	CR50	CR70	CM100	CW10
	KG 17 (LB *37*)	KG 24 *(LB 52)*	KG 44 (LB *97*)	KG 46 (LB 101)	KG 22 (LB 48)	KG 34 (LB 75)	KG 35 (LB 77)	KG 23 (LB 50)

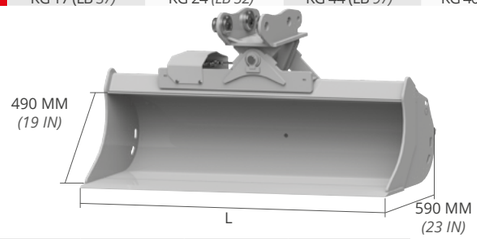

L MM *(IN)*	WEIGHT KG* *(LB*)*	CAP. SAE L *(GAL)*	ADAPTERS
1200 *(47)*	219 *(483)*	250 *(66,0)*	AF - AR - CS CR - CM CW - CS JANUS PRO
1400 *(55)*	239 *(527)*	298 *(78,8)*	AF - AR - CS CR - CM CW - CS JANUS PRO
1600 *(63)*	259 *(571)*	345 *(91,1)*	AF - AR - CS CR - CM CW - CS JANUS PRO
1800 *(71)*	279 *(616)*	392 *(103,6)*	AF - AR - CS CR - CM CW - CS JANUS PRO

OPTIONAL

4	5	6	7	8	9
PERFORATED BLADE	HB400 ADDITIONAL EDGE MOUNTED ON THE BUCKET	HB500 WELDED ADDITIONAL CUTTING EDGE	BEZEL	REAR RAZOR	PIPE KIT

SQ55 MACHINE WEIGHT 7,5 - 10,0 t *(16535 - 22046 lb)*

ADAPTERS	CS80	CS80 JANUS PRO	CR70	CM100	CW10
	KG 44 *(LB 97)*	KG 46 *(LB 101)*	KG 34 *(LB 75)*	KG 35 *(LB 77)*	KG 25 *(LB 55)*

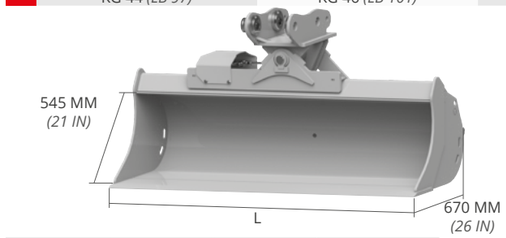

L MM *(IN)*		CAP. SAE L *(GAL)*	ADAPTERS
1200 *(47)*	296 *(653)*	326 *(86,1)*	AF - CS CR - CM CW - CS JANUS PRO
1400 *(55)*	322 *(710)*	387 *(102,2)*	AF - CS CR - CM CW - CS JANUS PRO
1600 *(63)*	349 *(770)*	447 *(118,1)*	AF - CS CR - CM CW - CS JANUS PRO
1800 *(71)*	376 *(829)*	507 *(133,9)*	AF - CS CR - CM CW - CS JANUS PRO

OPTIONAL

4	5	6	7	8	9
PERFORATED BLADE	HB400 ADDITIONAL EDGE MOUNTED ON THE BUCKET	HB500 WELDED ADDITIONAL CUTTING EDGE	BEZEL	REAR RAZOR	PIPE KIT

SQ60 MIDI MACHINE WEIGHT 10,0 - 12,0 t *(22046 - 26455 lb)*

ADAPTERS	CS80	CS80 JANUS PRO	CR70	CM180	CW20
	KG 44 *(LB 97)*	KG 46 *(LB 101)*	KG 34 *(LB 75)*	KG 66 *(LB 145)*	KG 57 *(LB 106)*

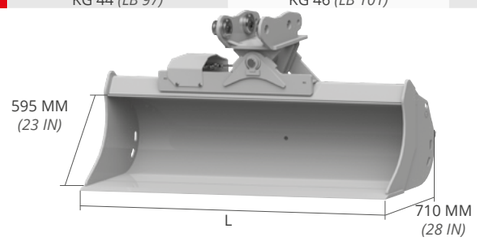

L MM *(IN)*	WEIGHT KG* *(LB*)*	CAP. SAE L *(GAL)*	ADAPTERS
1200 *(47)*	331 *(730)*	367 *(97,0)*	AF - CS CR - CM - CS JANUS PRO CW
1400 *(55)*	361 *(796)*	436 *(115,2)*	AF - CS CR - CM - CS JANUS PRO CW
1600 *(63)*	393 *(867)*	504 *(133,1)*	AF - CS CR - CM - CS JANUS PRO CW
1800 *(71)*	423 *(933)*	573 *(151,4)*	AF - CS CR - CM - CS JANUS PRO CW
2000 *(79)*	453 *(999)*	641 *(169,3)*	AF - CS CR - CM - CS JANUS PRO CW

OPTIONAL

4	5	6	7	8	9
PERFORATED BLADE	HB400 ADDITIONAL EDGE MOUNTED ON THE BUCKET	HB500 WELDED ADDITIONAL CUTTING EDGE	BEZEL	REAR RAZOR	PIPE KIT

* weight of the tank excluding attachment

SQ65 GD EXCAVATOR MACHINE WEIGHT 12,0 - 18,0 t *(26456 - 39683 lb)*

ADAPTERS	CS100	CS100 JANUS PRO	CM180	CW20
	KG 45 *(LB 99)*	KG 93 *(LB 205)*	KG 66 *(LB 145)*	KG 48 *(LB 106)*

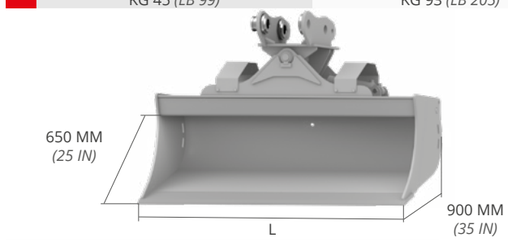

L MM *(IN)*	WEIGHT KG* *(LB*)*	CAP. SAE L *(GAL)*	ADAPTERS
1400 *(55)*	456 *(1005)*	631 *(166,7)*	AF - CM CS - CW CS JANUS PRO
1500 *(59)*	477 *(1052)*	665 *(175,7)*	AF - CM CS - CW CS JANUS PRO
1600 *(63)*	497 *(1096)*	699 *(184,7)*	AF - CM CS - CW CS JANUS PRO
1800 *(71)*	538 *(1186)*	767 *(202,6)*	AF - CM CS - CW CS JANUS PRO
2000 *(79)*	578 *(1274)*	835 *(220,6)*	AF - CM CS - CW CS JANUS PRO

OPTIONAL

4	5	6	7	8	9
PERFORATED BLADE	HB400 ADDITIONAL EDGE MOUNTED ON THE BUCKET	HB500 WELDED ADDITIONAL CUTTING EDGE	BEZEL	REAR RAZOR	PIPE KIT

* weight of the tank excluding attachment

SQ70 GD MACHINE WEIGHT 18,0 - 22,0 t *(39683 - 48502 lb)*

ADAPTERS	CS100	CS100 JANUS PRO	CM180	CW30
	KG 45 *(LB 99)*	KG 93 *(LB 205)*	KG 66 *(LB 145)*	KG 57 *(LB 126)*

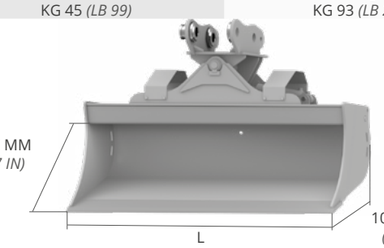

L MM *(IN)*	WEIGHT KG* *(LB*)*	CAP. SAE L *(GAL)*	ADAPTERS
1500 *(59)*	555 *(1224)*	780 *(206,1)*	AF - CM
			CS - CW
			CS JANUS PRO
1600 *(63)*	580 *(1279)*	820 *(216,6)*	AF - CM
			CS - CW
			CS JANUS PRO
1800 *(71)*	630 *(1389)*	900 *(237,8)*	AF - CM
			CS - CW
			CS JANUS PRO
2000 *(79)*	678 *(1495)*	980 *(258,9)*	AF - CM
			CS - CW
			CS JANUS PRO
2200 *(87)*	724 *(1596)*	1060 *(280,0)*	AF - CM
			CS - CW
			CS JANUS PRO

OPTIONAL

4	5	6	7	8	9
PERFORATED BLADE	HB400 ADDITIONAL EDGE MOUNTED ON THE BUCKET	HB500 WELDED ADDITIONAL CUTTING EDGE	BEZEL	REAR RAZOR	PIPE KIT

* weight of the tank excluding attachment

VE SKELETON BUCKET

STANDARD PROFILE

ADAPTERS

THE SKELETON BUCKET IS DESIGNED TO SORT STONES AND AGGREGATE MATERIALS. THE SIEVED MATERIAL'S SIZE DEPENDS ON THE DISTANCE AMONG THE GRIDS.

								MIDI	EXCAVATOR		
MOD.	**VE38**	**VE45**	**VE53**	**VE62**	**VE67**	**VE73**	**VE80**	**VE85**	**VE92 GD**	**VE100 GD**	**VE110 GD**
TONS *(LB)*	0,6 - 1,8 *(1323 - 3968)*	1,8 - 2,5 *(2646 - 5512)*	2,5 - 4,0 *(5512 - 8818)*	4,0 - 5,0 *(8818 - 11023)*	5,0 - 7,5 *(11023 - 16535)*	7,5 - 10,0 *(16535 - 22046)*	10,0 - 12,0 *(22046 - 26455)*	12,0 - 14,0 *(26455 - 30865)*	12,0 - 14,0 *(26455 - 30865)*	14,0 - 16,0 *(30865 - 35274)*	16,0 - 19,0 *(35274 - 41887)*

STANDARD TECHNICAL FEATURES

1 **DC TEETH DTE TEETH**

OPTIONAL

2 **HB500 WELDED ADDITIONAL CUTTING EDGE (NO TEETH)**

RECOMMENDED TO WORK ON PARTICULARLY ABRASIVE SOILS.

VE38 MACHINE WEIGHT 0,6 - 1,8 t *(1323 - 3968 lb)*

ADAPTERS	AR15	CS10	CS10 JANUS PRO	CR15	CM20	CW00	CW05
	KG 7 *(LB 15)*	KG 10 *(LB 22)*	KG 10 *(LB 22)*	KG 10 *(LB 22)*	KG 10 *(LB 22)*	KG 5 *(LB 11)*	KG 9 *(LB 19)*

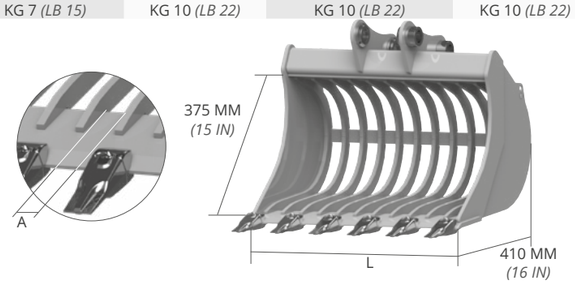

L MM (IN)	A MM (IN)	WEIGHT KG* (LB*)	CAP. SAE L (GAL)	TEETH N°	ADAPTERS
500 (20)	54 (2,1)	31 (68)	49 (12,9)	4	AF - AR - CS CR - CM CW - CS JANUS PRO
600 (24)	51 (2,0)	35 (77)	61 (16,1)	4	AF - AR - CS CR - CM CW - CS JANUS PRO
700 (28)	55 (2,2)	42 (93)	74 (19,5)	5	AF - AR - CS CR - CM CW - CS JANUS PRO

OPTIONAL

2

HB500 WELDED ADDITIONAL CUTTING EDGE

VE45 MACHINE WEIGHT 1,8 - 2,5 t *(3968 - 5512 lb)*

ADAPTERS	AR30	CS10	CS30	CS10 JANUS PRO	CS30 JANUS PRO	CR30	CM30	CW05
	KG 10 *(LB 22)*	KG 10 *(LB 22)*	KG 18 *(LB 39)*	KG 10 *(LB 22)*	KG 19 *(LB 41)*	KG 13 *(LB 28)*	KG 12 *(LB 26)*	KG 9 *(LB 19)*

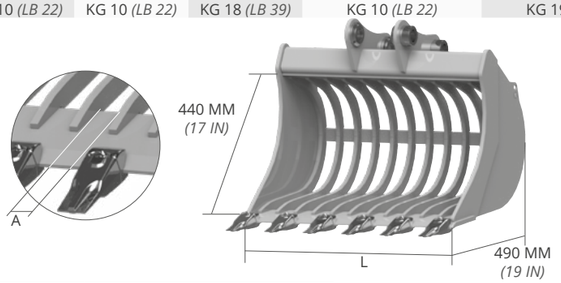

L MM (IN)	A MM (IN)	WEIGHT KG* (LB*)	CAP. SAE L (GAL)	TEETH N°	ADAPTERS
600 (24)	55 (2,2)	51 (112)	79 (20,9)	4	AF - AR - CS CR - CM CW - CS JANUS PRO
700 (28)	59 (2,3)	57 (126)	95 (25,1)	5	AF - AR - CS CR - CM CW - CS JANUS PRO
800 (31)	55 (2,2)	64 (141)	111 (29,3)	5	AF - AR - CS CR - CM CW - CS JANUS PRO

OPTIONAL

2

HB500 WELDED ADDITIONAL CUTTING EDGE

VE53 MACHINE WEIGHT 2,5 - 4,0 t *(5512 - 8818 lb)*

ADAPTERS	AR40	CS30	CS30 JANUS PRO	CR40	CM30	CW05
	KG 11 *(LB 24)*	KG 18 *(LB 39)*	KG 19 *(LB 41)*	KG 14 *(LB 30)*	KG 12 *(LB 26)*	KG 9 *(LB 19)*

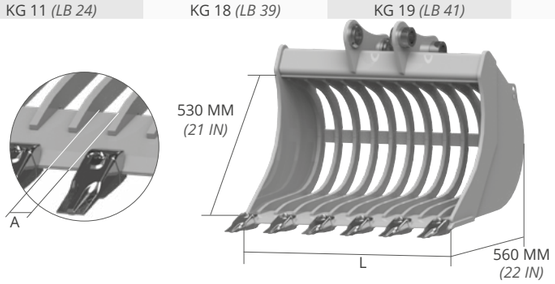

L MM (IN)	A MM (IN)	WEIGHT KG* (LB*)	CAP. SAE L (GAL)	TEETH N°	ADAPTERS
700 (28)	59 (2,3)	80 (176)	142 (37,5)	5	AF - AR - CS CR - CM CW - CS JANUS PRO
800 (31)	55 (2,2)	91 (201)	166 (43,9)	5	AF - AR - CS CR - CM CW - CS JANUS PRO
900 (35)	58 (2,3)	100 (220)	190 (50,2)	5	AF - AR - CS CR - CM CW - CS JANUS PRO

OPTIONAL

2

HB500 WELDED ADDITIONAL CUTTING EDGE

VE62 MACHINE WEIGHT 4,0 - 5,0 t *(8818 - 11023 lb)*

ADAPTERS	AR50	CS30	CS30 JANUS PRO	CR50	CM100	CW10
	KG 17 *(LB 37)*	KG 18 *(LB 39)*	KG 19 *(LB 41)*	KG 22 *(LB 48)*	KG 35 *(LB 77)*	KG 23 *(LB 50)*

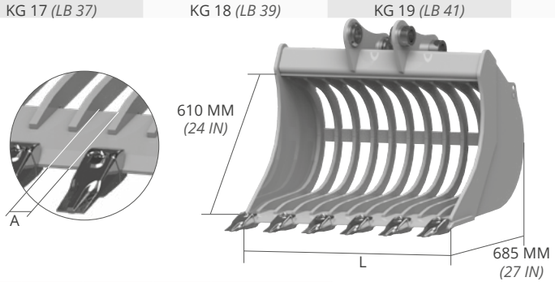

L MM (IN)	A MM (IN)	WEIGHT KG* (LB*)	CAP. SAE L (GAL)	TEETH N°	ADAPTERS
800 (31)	66 (2,6)	126 (278)	226 (59,7)	5	AF - AR - CS CR - CM CW - CS JANUS PRO
900 (35)	61 (2,4)	142 (313)	259 (68,4)	6	AF - AR - CS CR - CM CW - CS JANUS PRO
1000 (39)	63 (2,5)	153 (337)	292 (77,1)	6	AF - AR - CS CR - CM CW - CS JANUS PRO

OPTIONAL

2

HB500 WELDED ADDITIONAL CUTTING EDGE

* weight of the tank excluding attachment

* weight of the tank excluding attachment

VE67 MACHINE WEIGHT 5,0 - 7,5 t *(11023 - 16535 lb)*

ADAPTERS	AR50	AR70	CS80	CS80 JANUS PRO	CR70	CM100	S40-200	CW10
	KG 17 (LB *37*)	KG 24 *(LB 52)*	KG 44 (LB *97)*	KG 46 (LB 101)	KG 34 (LB 75)	KG 35 (LB 77)	KG 15 (LB 33)	KG 23 (LB 50)

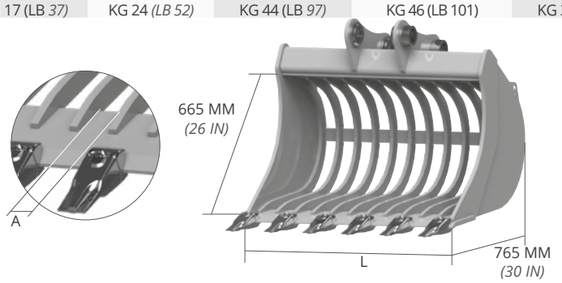

L MM *(IN)*	A MM *(IN)*	WEIGHT KG* *(LB*)*	CAP. SAE L *(GAL)*	TEETH N°	ADAPTERS
800 *(31)*	66 *(2,6)*	166 *(366)*	258 *(68,2)*	5	AF - AR - CS
					CR - CM
					CW - CS JANUS PRO
900 *(35)*	61 *(2,4)*	187 *(412)*	296 *(78,2)*	6	AF - AR - CS
					CR - CM
					CW - CS JANUS PRO
1000 *(39)*	63 *(2,5)*	202 *(445)*	335 *(88,5)*	6	AF - AR - CS
					CR - CM
					CW - CS JANUS PRO

OPTIONAL

2

HB500 WELDED ADDITIONAL CUTTING EDGE

VE80 MACHINE WEIGHT 10,0 - 12,0 t *(22046 - 26455 lb)*

ADAPTERS	CS80	CS80 JANUS PRO	CR70	CM180	CW20
	KG 44 *(LB 97)*	KG 46 *(LB 101)*	KG 34 *(LB 75)*	KG 66 *(LB 145)*	KG 57 *(LB 126)*

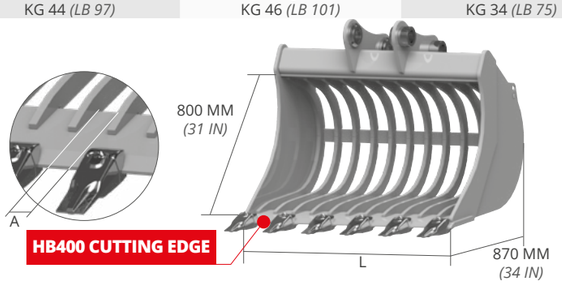

L MM *(IN)*	A MM *(IN)*	WEIGHT KG* *(LB*)*	CAP. SAE L *(GAL)*	TEETH N°	ADAPTERS
900 *(35)*	74 *(2,9)*	252 *(556)*	410 *(108,3)*	5	AF - CS
					CR - CM - CS JANUS PRO
					CW
1000 *(39)*	67 *(2,6)*	273 *(602)*	479 *(126,5)*	5	AF - CS
					CR - CM - CS JANUS PRO
					CW
1100 *(43)*	69 *(2,7)*	302 *(666)*	555 *(146,6)*	5	AF - CS
					CR - CM - CS JANUS PRO
					CW

OPTIONAL

2

HB500 WELDED ADDITIONAL CUTTING EDGE

* weight of the tank excluding attachment

VE73 MACHINE WEIGHT 7,5 - 10,0 t *(16535 - 22046 lb)*

ADAPTERS	CS80	CS80 JANUS PRO	CR70	CM100	CW10
	KG 44 *(LB 97)*	KG 46 *(LB 101)*	KG 34 *(LB 75)*	KG 35 *(LB 77)*	KG 23 *(LB 50)*

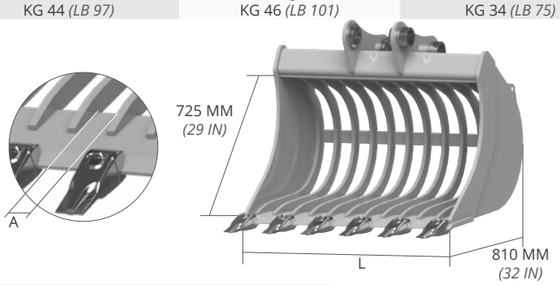

L MM *(IN)*	A MM *(IN)*	WEIGHT KG* *(LB*)*	CAP. SAE L *(GAL)*	TEETH N°	ADAPTERS
800 *(31)*	74 *(2,9)*	192 *(423)*	296 *(78,2)*	5	AF - CS
					CR - CM
					CW - CS JANUS PRO
900 *(35)*	67 *(2,6)*	216 *(476)*	340 *(89,8)*	5	AF - CS
					CR - CM
					CW - CS JANUS PRO
1000 *(39)*	69 *(2,7)*	234 *(516)*	384 *(101,4)*	5	AF - CS
					CR - CM
					CW - CS JANUS PRO

OPTIONAL

2

HB500 WELDED ADDITIONAL CUTTING EDGE

VE85 MIDI MACHINE WEIGHT 12,0 - 14,0 t *(26455 - 30865 lb)*

ADAPTERS	CS100	CS100 JANUS PRO	CM180	CW20
	KG 45 *(LB 99)*	KG 93 *(LB 205)*	KG 66 *(LB 145)*	KG 57 *(LB 126)*

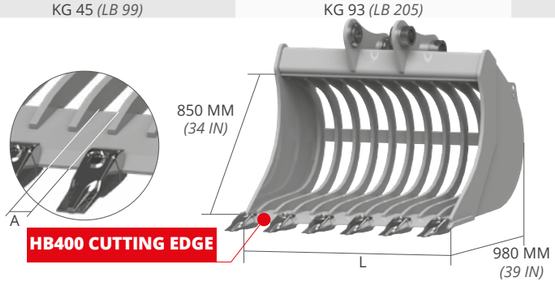

L MM *(IN)*	A MM *(IN)*	WEIGHT KG* *(LB*)*	CAP. SAE L *(GAL)*	TEETH N°	ADAPTERS
900 *(35)*	80 *(3,1)*	335 *(736)*	510 *(134,7)*	5	AF - CM
					CS - CW
					CS JANUS PRO
1000 *(39)*	80 *(3,1)*	363 *(800)*	584 *(154,3)*	5	AF - CM
					CS - CW
					CS JANUS PRO
1100 *(43)*	80 *(3,1)*	390 *(860)*	657 *(173,6)*	5	AF - CM
					CS - CW
					CS JANUS PRO
1200 *(47)*	80 *(3,1)*	418 *(922)*	730 *(192,8)*	6	AF - CM
					CS - CW
					CS JANUS PRO

OPTIONAL

2

HB500 WELDED ADDITIONAL CUTTING EDGE

* weight of the tank excluding attachment

VE92 GD EXCAVATOR MACHINE WEIGHT 12,0 - 14,0 t *(26455 - 30865 lb)*

ADAPTERS	CS100	CS100 JANUS PRO	CM180	CW20
	KG 45 *(LB 99)*	KG 93 *(LB 205)*	KG 66 *(LB 145)*	KG 57 *(LB 126)*

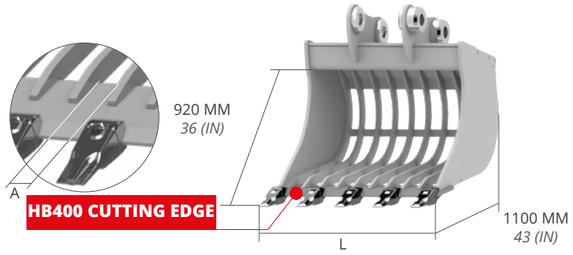

L MM (IN)	A MM (IN)	WEIGHT KG* (LB*)	CAP. SAE L (GAL)	TEETH N°	ADAPTERS
1200 (47)	80 (3,1)	431 (950)	783 (206,8)	5	AF - CM
					CS - CW
					CS JANUS PRO
1300 (51)	80 (3,1)	453 (998)	878 (231,9)	6	AF - CM
					CS - CW
					CS JANUS PRO
1400 (55)	80 (3,1)	475 (1047)	973 (257,0)	6	AF - CM
					CS - CW
					CS JANUS PRO

OPTIONAL

2

HB500 WELDED ADDITIONAL CUTTING EDGE

VE100 GD MACHINE WEIGHT 14,0 - 18,0 t *(30865 - 39683 lb)*

ADAPTERS	CS100	CS100 JANUS PRO	CM180	CW30
	KG 45 *(LB 99)*	KG 93 *(LB 205)*	KG 66 *(LB 145)*	KG 66 *(LB 145)*

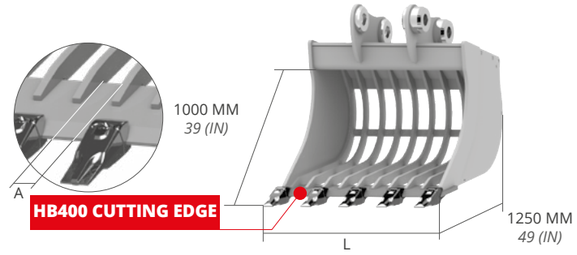

L MM (IN)	A MM (IN)	WEIGHT KG* (LB*)	CAP. SAE L (GAL)	TEETH N°	ADAPTERS
1200 (47)	100 (3,9)	587 (1294)	909 (240,1)	5	AF - CM
					CS - CW
					CS JANUS PRO
1300 (51)	100 (3,9)	632 (1393)	1004 (265,2)	6	AF - CM
					CS - CW
					CS JANUS PRO
1400 (55)	100 (3,9)	677 (1493)	1108 (292,7)	6	AF - CM
					CS - CW
					CS JANUS PRO

OPTIONAL

2

HB500 WELDED ADDITIONAL CUTTING EDGE

VE110 GD MACHINE WEIGHT 18,0 - 22,0 t *(39683 - 48502 lb)*

ADAPTERS	CS100	CS100 JANUS PRO	CM180	CW30
	KG 45 *(LB 99)*	KG 93 *(LB 205)*	KG 66 *(LB 145)*	KG 66 *(LB 145)*

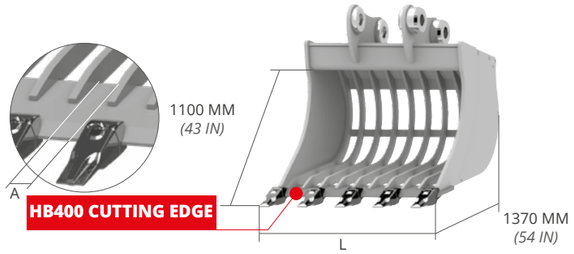

L MM (IN)	A MM (IN)	WEIGHT KG* (LB*)	CAP. SAE L (GAL)	TEETH N°	ADAPTERS
1200 (47)	100 (3,9)	691 (1523)	1064 (281,1)	5	AF - CM
					CS - CW
					CS JANUS PRO
1300 (51)	100 (3,9)	741 (1634)	1173 (309,9)	6	AF - CM
					CS - CW
					CS JANUS PRO
1400 (55)	100 (3,9)	791 (1744)	1288 (340,3)	6	AF - CM
					CS - CW
					CS JANUS PRO

OPTIONAL

2

HB500 WELDED ADDITIONAL CUTTING EDGE

* weight of the tank excluding attachment

* weight of the tank excluding attachment

T TRAPEZOIDAL BUCKET

STANDARD PROFILE

ITS TRAPEZOIDAL SHAPE AND SIDE TILTING ANGLES (52°-60°) ENABLE THE REALIZATION AND MAINTENANCE OF DITCHES AND DRAINS OF DIFFERENT SIZES AND ANGLES.

MOD.	T38	T45	T53	T62	T67	T73	T80	MIDI T85 GD	EXCAVATOR T92 GD	T100 GD	T110 GD
TONS *(LB)*	0,6 - 1,8 *(1323 - 3968)*	1,8 - 2,5 *(2646 - 5512)*	2,5 - 4,0 *(5512 - 8818)*	4,0 - 5,0 *(8818 - 11023)*	5,0 - 7,5 *(11023 - 16535)*	7,5 - 10,0 *(16535 - 22046)*	10,0 - 12,0 *(22046 - 26455)*	12,0 - 14,0 *(26455 - 30865)*	12,0 - 14,0 *(26455 - 30865)*	14,0 - 18,0 *(30865 - 39683)*	18,0 - 22,0 *(39683 - 48502)*

ADAPTERS

OPTIONAL

1 DC TEETH DTE TEETH

T38 MACHINE WEIGHT 0,6 - 1,8 t *(1323 - 3968 lb)*

ADAPTERS	AR15	CS10	CS10 JANUS PRO	CR15	CM20	CW00	CW05
	KG 7 *(LB 15)*	KG 10 *(LB 22)*	KG 10 *(LB 22)*	KG 10 *(LB 22)*	KG 10 *(LB 22)*	KG 5 *(LB 11)*	KG 9 *(LB 19)*

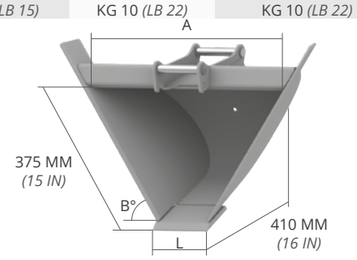

L MM *(IN)*	A MM *(IN)*	B°	WEIGHT KG* *(LB*)*	CAP. SAE L *(GAL)*	ADAPTERS
200 *(8)*	607 *(23,9)*	52°	27 *(60)*	47 *(12,4)*	AF - AR - CS
					CR - CM
					CW - CS JANUS PRO
200 *(8)*	490 *(19,3)*	60°	24 *(53)*	37 *(9,8)*	AF - AR - CS
					CR - CM
					CW - CS JANUS PRO

OPTIONAL

1 DC 1 KG 1,4	1 DTE 13 KG 1,7

T45 MACHINE WEIGHT 1,8 - 2,5 t *(3968 - 5512 lb)*

ADAPTERS	AR30	CS10	CS30	CS10 JANUS PRO	CS30 JANUS PRO	CR30	CM30	CW05
	KG 10 *(LB 22)*	KG 10 *(LB 22)*	KG 18 *(LB 39)*	KG 10 *(LB 22)*	KG 19 *(LB 41)*	KG 13 *(LB 28)*	KG 12 *(LB 26)*	KG 9 *(LB 19)*

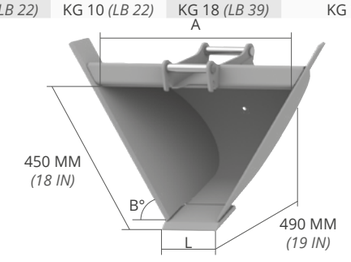

L MM *(IN)*	A MM *(IN)*	B°	WEIGHT KG* *(LB*)*	CAP. SAE L *(GAL)*	ADAPTERS
250 *(10)*	741 *(29,2)*	52°	45 *(99)*	77 *(22,3)*	AF - AR - CS
					CR - CM
					CW - CS JANUS PRO
250 *(10)*	600 *(23,6)*	60°	40 *(88)*	63 *(16,6)*	AF - AR - CS
					CR - CM
					CW - CS JANUS PRO

OPTIONAL

1 DC 1 KG 1,4	1 DTE 13 KG 1,7

T53 MACHINE WEIGHT 2,5 - 4,0 t *(5512 - 8818 lb)*

ADAPTERS	AR40	CS30	CS30 JANUS PRO	CR40	CM30	CW05
	KG 11 *(LB 24)*	KG 18 *(LB 39)*	KG 19 *(LB 41)*	KG 14 *(LB 30)*	KG 12 *(LB 26)*	KG 9 *(LB 19)*

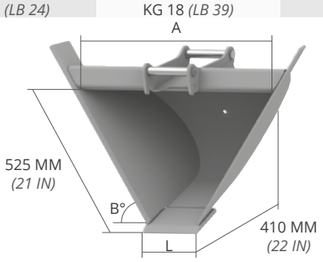

L MM *(IN)*	A MM *(IN)*	B°	WEIGHT KG* *(LB*)*	CAP. SAE L *(GAL)*	ADAPTERS
300 *(12)*	868 *(34,2)*	52°	69 *(152)*	140 *(37,0)*	AF - AR - CS
					CR - CM
					CW - CS JANUS PRO
300 *(12)*	705 *(27,8)*	60°	61 *(134)*	114 *(30,1)*	AF - AR - CS
					CR - CM
					CW - CS JANUS PRO

OPTIONAL

1 DC 3 KG 2,1	1 DTE 17 KG 3,0

T62 MACHINE WEIGHT 4,0 - 5,0 t *(8818 - 11023 lb)*

ADAPTERS	AR50	CS30	CS30 JANUS PRO	CR50	CM100	CW10
	KG 17 *(LB 37)*	KG 18 *(LB 39)*	KG 19 *(LB 41)*	KG 22 *(LB 48)*	KG 35 *(LB 77)*	KG 23 *(LB 50)*

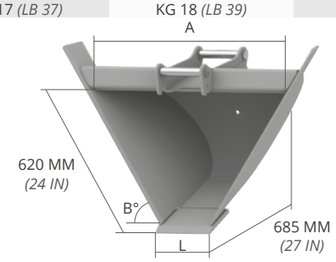

L MM *(IN)*	A MM *(IN)*	B°	WEIGHT KG* *(LB*)*	CAP. SAE L *(GAL)*	ADAPTERS
300 *(12)*	985 *(38,8)*	52°	101 *(223)*	190 *(50,2)*	AF - AR - CS
					CR - CM
					CW - CS JANUS PRO
300 *(12)*	790 *(31,1)*	60°	88 *(194)*	153 *(40,4)*	AF - AR - CS
					CR - CM
					CW - CS JANUS PRO

OPTIONAL

1 DC 6 KG 4,0	1 DTE 17 KG 3,0

* weight of the tank excluding attachment

* weight of the tank excluding attachment

T67 MACHINE WEIGHT 5,0 - 7,5 t *(11023 - 16535 lb)*

ADAPTERS	AR50	AR70	CS80	CS80 JANUS PRO	CR50	CR70	CM100	S40-200	CW10
	KG 17 (LB *37*)	KG 24 *(LB 52)*	KG 44 (LB *97*)	KG 46 (LB 101)	KG 22 (LB 48)	KG 34 (LB 75)	KG 35 (LB 77)	KG 15 (LB 33)	KG 23 (LB 50)

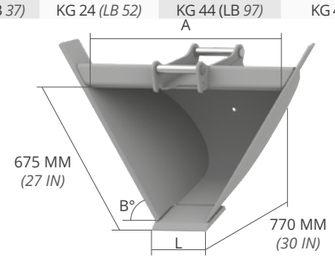

L MM *(IN)*	A MM *(IN)*	B°	WEIGHT KG* *(LB*)*	CAP. SAE L *(GAL)*	ADAPTERS
350 *(14)*	1087 *(42,8)*	52°	144 *(317)*	239 *(63,1)*	AF - AR - CS
					CR - CM
					CW - CS JANUS PRO
350 *(14)*	876 *(34,5)*	60°	126 *(278)*	191 *(50,5)*	AF - AR - CS
					CR - CM
					CW - CS JANUS PRO

OPTIONAL

1 DC 8 KG 5,4	1 DTE 17 KG 3,0

T73 MACHINE WEIGHT 7,5 - 10,0 t *(16535 - 22046 lb)*

ADAPTERS	CS80	CS80 JANUS PRO	CR70	CM100	CW10
	KG 44 *(LB 97)*	KG 46 *(LB 101)*	KG 34 *(LB 75)*	KG 35 *(LB 77)*	KG 23 *(LB 50)*

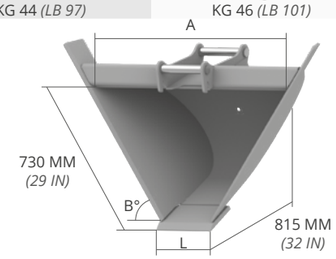

L MM *(IN)*	A MM *(IN)*	B°	WEIGHT KG* *(LB*)*	CAP. SAE L *(GAL)*	ADAPTERS
350 *(14)*	1157 *(45,6)*	52°	166 *(366)*	318 *(84,0)*	AF - CS
					CR - CM
					CW - CS JANUS PRO
350 *(14)*	928 *(36,5)*	60°	146 *(322)*	254 *(67,1)*	AF - CS
					CR - CM
					CW - CS JANUS PRO

OPTIONAL

1 DC 8 KG 5,4	1 DTE 19 KG 5,6

T80 MACHINE WEIGHT 10,0 - 12,0 t *(22046 - 26455 lb)*

ADAPTERS	CS80	CS80 JANUS PRO	CR70	CM180	CW20
	KG 44 *(LB 97)*	KG 46 *(LB 101)*	KG 34 *(LB 75)*	KG 66 *(LB 145)*	KG 57 *(LB 126)*

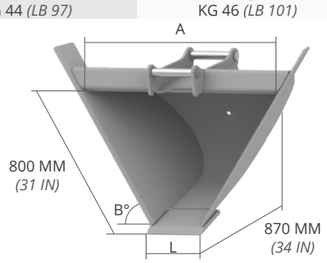

L MM *(IN)*	A MM *(IN)*	B°	WEIGHT KG* *(LB*)*	CAP. SAE L *(GAL)*	ADAPTERS
350 *(14)*	1236 *(48,7)*	52°	207 *(456)*	355 *(93,8)*	AF - CS
					CR - CM - CS JANUS PRO
					CW
350 *(14)*	985 *(38,8)*	60°	184 *(406)*	281 *(74,2)*	AF - CS
					CR - CM - CS JANUS PRO
					CW

OPTIONAL

1 DC 11 KG 7,7	1 DTE 19 KG 5,6

T85 GD MIDI MACHINE WEIGHT 12,0 - 14,0 t *(26455 - 30865 lb)*

ADAPTERS	CS100	CS100 JANUS PRO	CM180	CW20
	KG 45 *(LB 99)*	KG 93 *(LB 205)*	KG 66 *(LB 145)*	KG 57 *(LB 126)*

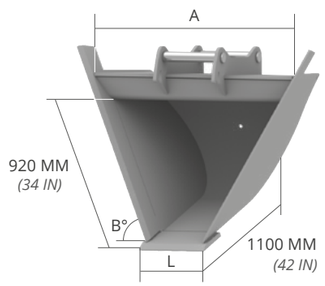

L MM *(IN)*	A MM *(IN)*	B°	WEIGHT KG* *(LB*)*	CAP. SAE L *(GAL)*	ADAPTERS
350 *(14)*	1420 *(56)*	52°	320 *(705)*	430 *(113,6)*	AF - CM
					CS - CW
					CS JANUS PRO
350 *(14)*	1120 *(44)*	60°	275 *(606)*	370 *(97,7)*	AF - CM
					CS - CW
					CS JANUS PRO

OPTIONAL

1 DC 11 KG 7,7	1 DTE 19 KG 5,6

* weight of the tank excluding attachment

* weight of the tank excluding attachment

T92 GD EXCAVATOR

MACHINE WEIGHT 12,0 - 14,0 t *(26455 - 30865 lb)*

ADAPTERS	CS100	CS100 JANUS PRO	CM180	CW20
	KG 45 *(LB 99)*	KG 93 *(LB 205)*	KG 66 *(LB 145)*	KG 57 *(LB 126)*

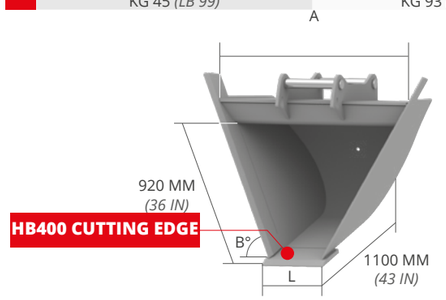

L MM *(IN)*	A MM *(IN)*	B°	WEIGHT KG* *(LB*)*	CAP. SAE L *(GAL)*	ADAPTERS
400 *(16)*	1550 *(48)*	52°	400 *(882)*	540 *(142,7)*	AF - CM
					CS - CW
					CS JANUS PRO
400 *(16)*	1230 *(48)*	60°	340 *(750)*	470 *(124,2)*	AF - CM
					CS - CW
					CS JANUS PRO

OPTIONAL

1 DC 13 KG 13	1 DTE 23 KG 8,8

T100 GD

MACHINE WEIGHT 14,0 - 18,0 t *(30865 - 39683 lb)*

ADAPTERS	CS100	CS100 JANUS PRO	CM180	CW30
	KG 45 *(LB 99)*	KG 93 *(LB 205)*	KG 66 *(LB 145)*	KG 66 *(LB 145)*

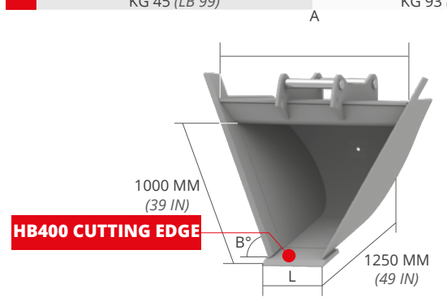

L MM *(IN)*	A MM *(IN)*	B°	WEIGHT KG* *(LB*)*	CAP. SAE L *(GAL)*	ADAPTERS
400 *(16)*	1680 *(66)*	52°	530 *(1168)*	680 *(179,6)*	AF - CM
					CS - CW
					CS JANUS PRO
400 *(16)*	1320 *(52)*	60°	455 *(1003)*	585 *(154,5)*	AF - CM
					CS - CW
					CS JANUS PRO

OPTIONAL

1 DC 15 KG 16,1	1 DTE 29 KG 12,5

T110 GD

MACHINE WEIGHT 18,0 - 22,0 t *(39683 - 48502 lb)*

ADAPTERS	CS100	CS100 JANUS PRO	CM180	CW30
	KG 45 *(LB 99)*	KG 93 *(LB 205)*	KG 66 *(LB 145)*	KG 66 *(LB 145)*

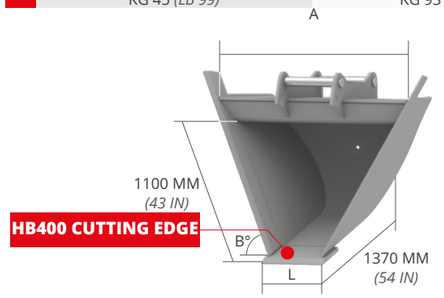

L MM *(IN)*	A MM *(IN)*	B°	WEIGHT KG* *(LB*)*	CAP. SAE L *(GAL)*	ADAPTERS
400 *(16)*	1820 *(72)*	52°	660 *(1455)*	870 *(229,8)*	AF - CM
					CS - CW
					CS JANUS PRO
400 *(16)*	1100 *(43)*	60°	565 *(1246)*	740 *(195,5)*	AF - CM
					CS - CW
					CS JANUS PRO

OPTIONAL

1 DC 15 KG 16,1	1 DTE 33 KG 18,1

* weight of the tank excluding attachment

* weight of the tank excluding attachment

SCR STONE BUCKET

STANDARD PROFILE

HB400



ITS PROFILE HAS BEEN DESIGNED TO HELP THE TOOL TO PENETRATE MOSTLY ROCKY GROUNDS. SUPPLIED WITH HB400 SIDE REINFORCEMENTS, STRIPS, CUTTERS AND BLADE GUARDS TO GUARANTEE HIGH RESISTANCE TO WEAR.

MOD.	SCR36	SCR38	SCR45	SCR53	SCR62	SCR67	SCR73	SCR80	MIDI SCR85	EXCAVATOR SCR92 HD	SCR100 HD	SCR110 HD
TONS (LB)	1,2 - 1,8 (2646 - 3968)	1,2 - 1,8 (2646 - 3968)	1,8 - 2,5 (3968 - 5512)	2,5 - 4,0 (5512 - 8818)	4,0 - 5,0 (8818 - 11023)	5,0 - 7,5 (11023 - 16535)	7,5 - 10,0 (16535 - 22046)	10,0 - 12,0 (22046 - 26455)	12,0 - 14,0 (26455 - 30865)	12,0 - 14,0 (26455 - 30865)	14,0 - 18,0 (30865 - 39683)	18,0 - 22,0 (39683 - 48502)

ADAPTERS

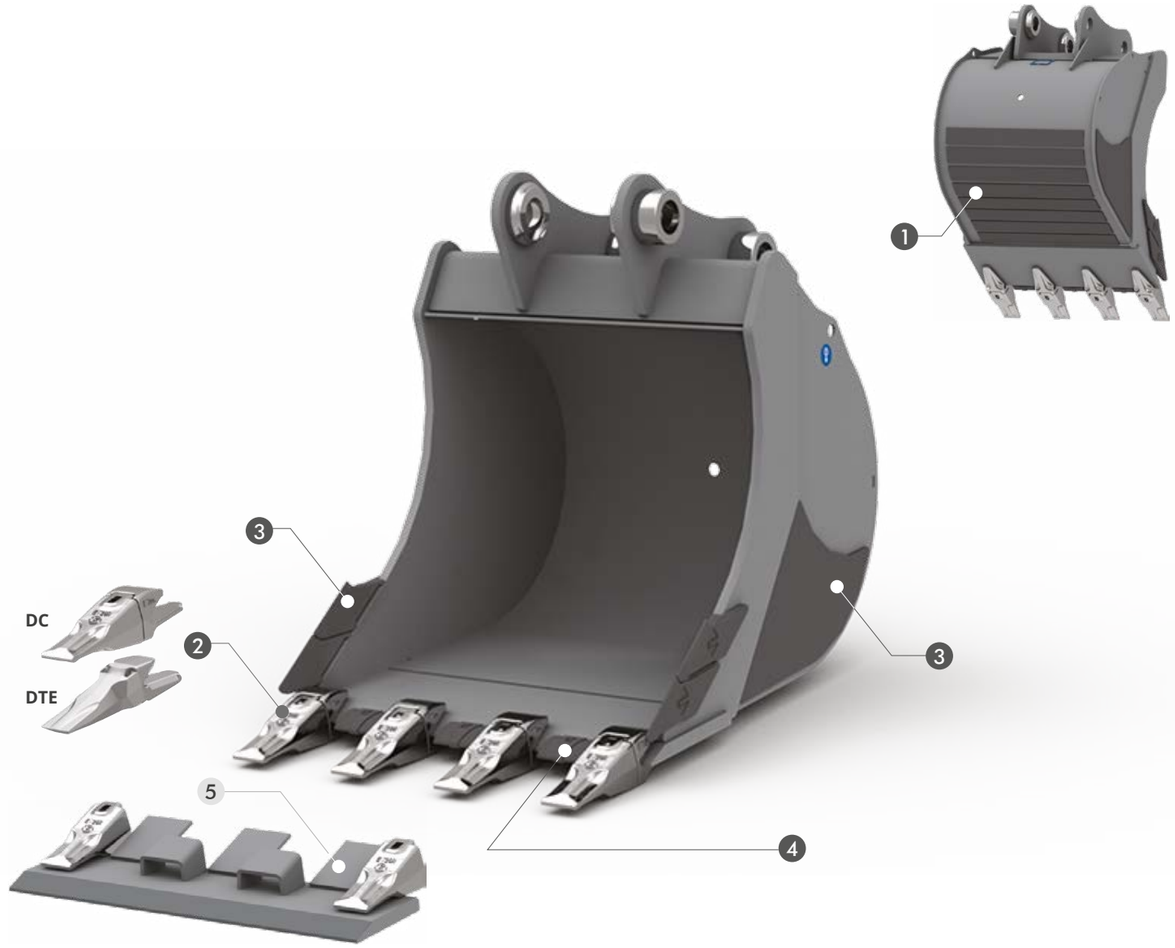

STANDARD TECHNICAL FEATURES

1 REINFORCING STRIPS HB400

THE HORIZONTAL REINFORCING STRIPS ON THE BUCKET'S REAR AND BOTTOM PROTECT THE BUCKET FROM WEAR AND INCREASE ITS RESISTANCE.

2 DC TEETH DTE TEETH

3 HB400 SIDE CAST CUTTERS AND REINFORCEMENTS

THESE HB400 CAST CUTTERS ARE POSITIONED ON THE SURFACES MOSTLY SUBJECT TO WEAR GRANTING A HIGHER RESISTANCE.

4 REINFORCED CUTTING EDGE

UP TO 10 TONS: HB400 CAST SHROUDS MOUNTED ON PARTS SUBJECT TO WEAR.
BEYOND 10 TONS: HB400 CUTTING EDGE.

OPTIONAL

5 GRADING EDGE

INSTALLED DIRECTLY ON THE ADAPTERS OF THE WELDED TEETH. THIS PATTERN MAKES THE INSTALLING/UNINSTALLING OPERATIONS EASIER AND GRANTS A HIGH RESISTANCE TO THE BUCKET.

SCR36 MACHINE WEIGHT 1,2 - 1,8 t *(2646 - 3968 lb)*

ADAPTERS	AR15	CS10	CS10 JANUS PRO	CR15
	KG 7 *(LB 15)*	KG 10 *(LB 22)*	KG 10 *(LB 22)*	KG 10 *(LB 22)*

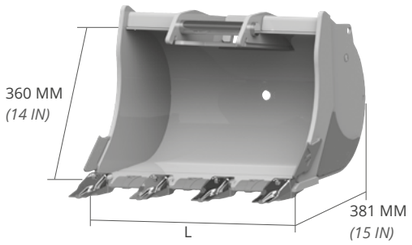

L MM *(IN)*	WEIGHT KG* *(LB*)*	CAP. SAE L *(GAL)*	TEETH N.	ADAPTERS
200 *(8)*	17 *(38)*	15 *(4,0)*	2	AR - CS
				CR
				CS JANUS PRO
250 *(10)*	19 *(43)*	20 *(5,3)*	DF2 DC3 DE3	AR - CS
				CR
				CS JANUS PRO
300 *(12)*	22 *(48)*	25 *(6,6)*	3	AR - CS
				CR
				CS JANUS PRO
350 *(14)*	24 *(52)*	31 *(8,2)*	3	AR - CS
				CR
				CS JANUS PRO
400 *(16)*	28 *(61)*	37 *(9,8)*	3	AR - CS
				CR
				CS JANUS PRO
450 *(18)*	31 *(68)*	43 *(11,4)*	3	AR - CS
				CR
				CS JANUS PRO
500 *(20)*	35 *(76)*	49 *(12,4)*	4	AR - CS
				CR
				CS JANUS PRO
600 *(24)*	39 *(86)*	61 *(16,1)*	4	AR - CS
				CR
				CS JANUS PRO
700 *(28)*	44 *(98)*	74 *(19,5)*	5	AR - CS
				CR
				CS JANUS PRO

OPTIONAL

5
SUPPLEMENTARY BLADE

* weight of the tank excluding attachment

SCR38 MACHINE WEIGHT 1,2 - 1,8 t *(2646 - 3968 lb)*

ADAPTERS	AR15	CS10	CS10 JANUS PRO	CR15	CM20	CW05
	KG 7 *(LB 15)*	KG 10 *(LB 22)*	KG 10 *(LB 22)*	KG 10 *(LB 22)*	KG 10 *(LB 22)*	KG 9 *(LB 19)*

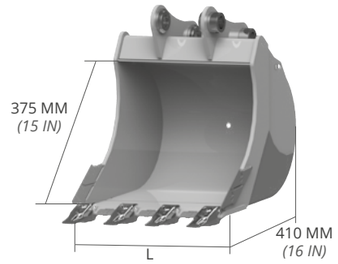

L MM *(IN)*	WEIGHT KG* *(LB*)*	CAP. SAE L *(GAL)*	TEETH N.	ADAPTERS
200 *(8)*	17 *(38)*	15 *(4,0)*	2	AF - AR - CS
				CR -CM
				CW - CS JANUS PRO
250 *(10)*	19 *(43)*	20 *(5,3)*	DF2 DC3 DE3	AF - AR - CS
				CR -CM
				CW - CS JANUS PRO
300 *(12)*	22 *(48)*	25 *(6,6)*	3	AF - AR - CS
				CR -CM
				CW - CS JANUS PRO
350 *(14)*	24 *(52)*	31 *(8,2)*	3	AF - AR - CS
				CR -CM
				CW - CS JANUS PRO
400 *(16)*	28 *(61)*	37 *(9,8)*	3	AF - AR - CS
				CR -CM
				CW - CS JANUS PRO
450 *(18)*	31 *(68)*	43 *(11,4)*	3	AF - AR - CS
				CR -CM
				CW - CS JANUS PRO
500 *(20)*	35 *(76)*	49 *(12,4)*	4	AF - AR - CS
				CR -CM
				CW - CS JANUS PRO
600 *(24)*	39 *(86)*	61 *(16,1)*	4	AF - AR - CS
				CR -CM
				CW - CS JANUS PRO
700 *(28)*	44 *(98)*	74 *(19,5)*	5	AF - AR - CS
				CR -CM
				CW - CS JANUS PRO

OPTIONAL

5
SUPPLEMENTARY BLADE

* weight of the tank excluding attachment

SCR45 MACHINE WEIGHT 1,8 - 2,5 t *(3968 - 5512 lb)*

ADAPTERS	AR30	CS10	CS30	CS10 JANUS PRO	CS30 JANUS PRO	CR30	CM30	CW05
	KG 10 *(LB 22)*	KG 10 *(LB 22)*	KG 18 *(LB 39)*	KG 10 *(LB 22)*	KG 19 *(LB 41)*	KG 13 *(LB 28)*	KG 12 *(LB 26)*	KG 9 *(LB 19)*

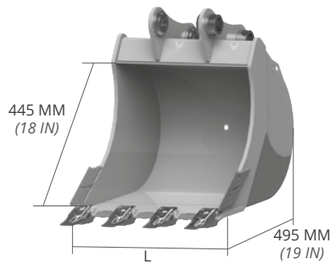

L MM *(IN)*	WEIGHT KG* *(LB*)*	CAP. SAE L *(GAL)*	TEETH N.	ADAPTERS
250 *(10)*	26 *(57)*	25 *(6,6)*	DF2 DC3 DE3	AF - AR - CS
				CR -CM
				CW - CS JANUS PRO
300 *(12)*	29 *(64)*	33 *(8,7)*	3	AF - AR - CS
				CR -CM
				CW - CS JANUS PRO
350 *(14)*	32 *(80)*	40 *(10,6)*	3	AF - AR - CS
				CR -CM
				CW - CS JANUS PRO
400 *(16)*	36 *(80)*	48 *(12,7)*	3	AF - AR - CS
				CR -CM
				CW - CS JANUS PRO
450 *(18)*	39 *(87)*	56 *(14,8)*	3	AF - AR - CS
				CR -CM
				CW - CS JANUS PRO
500 *(20)*	43 *(95)*	65 *(17,2)*	4	AF - AR - CS
				CR -CM
				CW - CS JANUS PRO
600 *(24)*	50 *(109)*	82 *(21,7)*	4	AF - AR - CS
				CR -CM
				CW - CS JANUS PRO
700 *(28)*	56 *(123)*	100 *(26,4)*	5	AF - AR - CS
				CR -CM
				CW - CS JANUS PRO
800 *(31)*	65 *(142)*	117 *(30,9)*	5	AF - AR - CS
				CR -CM
				CW - CS JANUS PRO

OPTIONAL

5
SUPPLEMENTARY BLADE

* weight of the tank excluding attachment

SCR53 MACHINE WEIGHT 2,5 - 4,0 t *(5512 - 8818 lb)*

ADAPTERS	AR40	CS30	CS30 JANUS PRO	CR40	CM30	CW05
	KG 11 *(LB 24)*	KG 18 *(LB 39)*	KG 19 *(LB 41)*	KG 14 *(LB 30)*	KG 12 *(LB 26)*	KG 9 *(LB 19)*

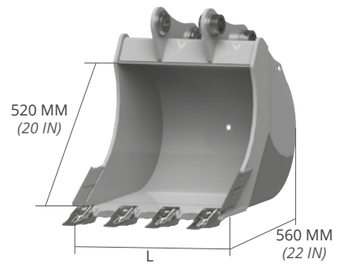

L MM *(IN)*	WEIGHT KG* *(LB*)*	CAP. SAE L *(GAL)*	TEETH N.	ADAPTERS
250 *(10)*	37 *(82)*	32 *(8,5)*	2	AF - AR - CS
				CR -CM
				CW - CS JANUS PRO
300 *(12)*	40 *(89)*	41 *(10,8)*	3	AF - AR - CS
				CR -CM
				CW - CS JANUS PRO
350 *(14)*	46 *(101)*	51 *(13,5)*	3	AF - AR - CS
				CR -CM
				CW - CS JANUS PRO
400 *(16)*	51 *(111)*	61 *(16,1)*	3	AF - AR - CS
				CR -CM
				CW - CS JANUS PRO
450 *(18)*	55 *(121)*	72 *(19,0)*	3	AF - AR - CS
				CR -CM
				CW - CS JANUS PRO
500 *(20)*	59 *(129)*	82 *(21,7)*	4	AF - AR - CS
				CR -CM
				CW - CS JANUS PRO
600 *(24)*	67 *(148)*	105 *(27,7)*	4	AF - AR - CS
				CR -CM
				CW - CS JANUS PRO
700 *(28)*	76 *(167)*	127 *(33,5)*	5	AF - AR - CS
				CR -CM
				CW - CS JANUS PRO
800 *(31)*	85 *(187)*	152 *(40,2)*	5	AF - AR - CS
				CR -CM
				CW - CS JANUS PRO
900 *(35)*	93 *(206)*	175 *(46,2)*	5	AF - AR - CS
				CR -CM
				CW - CS JANUS PRO

OPTIONAL

5
SUPPLEMENTARY BLADE

* weight of the tank excluding attachment

SCR62 MACHINE WEIGHT 4,0 - 5,0 t *(8818 - 11023 lb)*

ADAPTERS	AR50	CS30	CS30 JANUS PRO	CR50	CM100	CW10
	KG 17 *(LB 37)*	KG 18 *(LB 39)*	KG 19 *(LB 41)*	KG 22 *(LB 48)*	KG 35 *(LB 77)*	KG 23 *(LB 50)*

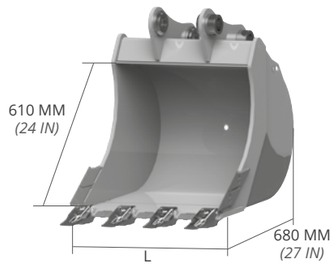

L MM *(IN)*	WEIGHT KG* *(LB*)*	CAP. SAE L *(GAL)*	TEETH N.	ADAPTERS
250 *(10)*	57 *(126)*	45 *(11,9)*	2	AF - AR - CS CR -CM CW - CS JANUS PRO
300 *(12)*	63 *(138)*	58 *(15,3)*	3	AF - AR - CS CR -CM CW - CS JANUS PRO
350 *(14)*	68 *(150)*	71 *(18,8)*	3	AF - AR - CS CR -CM CW - CS JANUS PRO
400 *(16)*	74 *(163)*	85 *(22,5)*	3	AF - AR - CS CR -CM CW - CS JANUS PRO
450 *(18)*	79 *(175)*	100 *(26,4)*	3	AF - AR - CS CR -CM CW - CS JANUS PRO
500 *(20)*	86 *(188)*	115 *(30,4)*	4	AF - AR - CS CR -CM CW - CS JANUS PRO
600 *(24)*	97 *(215)*	147 *(38,8)*	4	AF - AR - CS CR -CM CW - CS JANUS PRO
700 *(28)*	109 *(241)*	180 *(47,6)*	5	AF - AR - CS CR -CM CW - CS JANUS PRO
800 *(31)*	121 *(267)*	213 *(56,3)*	5	AF - AR - CS CR -CM CW - CS JANUS PRO
900 *(35)*	133 *(293)*	248 *(65,5)*	6	AF - AR - CS CR -CM CW - CS JANUS PRO
1000 *(39)*	145 *(319)*	282 *(74,5)*	6	AF - AR - CS CR -CM CW - CS JANUS PRO

OPTIONAL

5
SUPPLEMENTARY BLADE

* weight of the tank excluding attachment

SCR67 MACHINE WEIGHT 5,0 - 7,5 t *(11023 - 16535 lb)*

ADAPTERS	AR50	AR70	CS80	CS80 JANUS PRO	CR50	CR70	CM100	CW10
	KG 17 (LB *37)*	KG 24 *(LB 52)*	KG 44 (LB *97)*	KG 46 (LB 101)	KG 22 (LB 48)	KG 34 (LB 75)	KG 35 (LB 77)	KG 23 (LB 50)

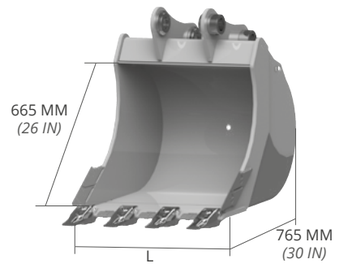

L MM *(IN)*	WEIGHT KG* *(LB*)*	CAP. SAE L *(GAL)*	TEETH N.	ADAPTERS
300 *(12)*	83 *(182)*	68 *(18,0)*	3	AF - AR - CS CR -CM CW - CS JANUS PRO
350 *(14)*	92 *(202)*	84 *(22,2)*	3	AF - AR - CS CR -CM CW - CS JANUS PRO
400 *(16)*	101 *(222)*	101 *(26,7)*	3	AF - AR - CS CR -CM CW - CS JANUS PRO
450 *(18)*	109 *(240)*	118 *(31,2)*	3	AF - AR - CS CR -CM CW - CS JANUS PRO
500 *(20)*	117 *(258)*	137 *(36,2)*	4	AF - AR - CS CR -CM CW - CS JANUS PRO
600 *(24)*	134 *(296)*	174 *(46,0)*	4	AF - AR - CS CR -CM CW - CS JANUS PRO
700 *(28)*	150 *(331)*	214 *(56,5)*	5	AF - AR - CS CR -CM CW - CS JANUS PRO
800 *(31)*	167 *(368)*	254 *(67,1)*	5	AF - AR - CS CR -CM CW - CS JANUS PRO
900 *(35)*	183 *(403)*	295 *(77,9)*	6	AF - AR - CS CR -CM CW - CS JANUS PRO
1000 *(39)*	199 *(438)*	338 *(89,3)*	6	AF - AR - CS CR -CM CW - CS JANUS PRO

OPTIONAL

5
SUPPLEMENTARY BLADE

* weight of the tank excluding attachment

SCR73 MACHINE WEIGHT 7,5 - 10,0 t *(116535 - 22046 lb)*

ADAPTERS	CS80	CS80 JANUS PRO	CR70	CM100	CW10
	KG 44 *(LB 97)*	KG 46 *(LB 101)*	KG 34 *(LB 75)*	KG 35 *(LB 77)*	KG 23 *(LB 50)*

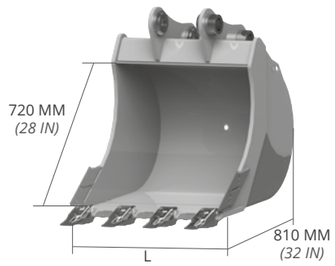

L MM *(IN)*	WEIGHT KG* *(LB*)*	CAP. SAE L *(GAL)*	TEETH N.	ADAPTERS
300 *(12)*	95 *(210)*	76 *(20,1)*	2	AF - CS
				CR -CM
				CW - CS JANUS PRO
350 *(14)*	103 *(228)*	94 *(24,8)*	3	AF - CS
				CR -CM
				CW - CS JANUS PRO
400 *(16)*	110 *(243)*	113 *(29,9)*	3	AF - CS
				CR -CM
				CW - CS JANUS PRO
450 *(18)*	120 *(265)*	133 *(35,1)*	3	AF - CS
				CR -CM
				CW - CS JANUS PRO
500 *(20)*	130 *(286)*	153 *(40,4)*	3	AF - CS
				CR -CM
				CW - CS JANUS PRO
600 *(24)*	148 *(326)*	196 *(51,8)*	4	AF - CS
				CR -CM
				CW - CS JANUS PRO
700 *(28)*	166 *(366)*	240 *(63,4)*	4	AF - CS
				CR -CM
				CW - CS JANUS PRO
800 *(31)*	184 *(406)*	286 *(75,6)*	5	AF - CS
				CR -CM
				CW - CS JANUS PRO
900 *(35)*	202 *(446)*	333 *(88,0)*	5	AF - CS
				CR -CM
				CW - CS JANUS PRO
1000 *(39)*	220 *(486)*	379 *(100,1)*	5	AF - CS
				CR -CM
				CW - CS JANUS PRO
1100 *(43)*	238 *(525)*	430 *(113,6)*	5	AF - CS
				CR -CM
				CW - CS JANUS PRO

* weight of the tank excluding attachment

OPTIONAL

5
SUPPLEMENTARY BLADE

SCR80 MACHINE WEIGHT 10,0 - 12,0 t *(22046 - 26455 lb)*

ADAPTERS	CS80	CS80 JANUS PRO	CR70	CM180	CW20
	KG 44 *(LB 97)*	KG 46 *(LB 101)*	KG 34 *(LB 75)*	KG 66 *(LB 145)*	KG 57 *(LB 126)*

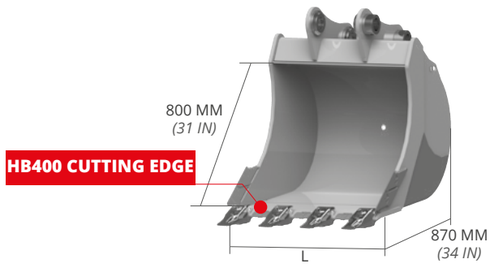

L MM *(IN)*	WEIGHT KG* *(LB*)*	CAP. SAE L *(GAL)*	TEETH N.	ADAPTERS
300 *(12)*	119 *(261)*	86 *(22,7)*	2	AF - CS
				CR - CM - CS JANUS PRO
				CW
350 *(14)*	128 *(282)*	107 *(28,3)*	3	AF - CS
				CR - CM - CS JANUS PRO
				CW
400 *(16)*	141 *(311)*	129 *(34,1)*	3	AF - CS
				CR - CM - CS JANUS PRO
				CW
450 *(18)*	151 *(333)*	151 *(39,9)*	3	AF - CS
				CR - CM - CS JANUS PRO
				CW
500 *(20)*	162 *(357)*	174 *(46,0)*	3	AF - CS
				CR - CM - CS JANUS PRO
				CW
600 *(24)*	182 *(402)*	222 *(58,6)*	4	AF - CS
				CR - CM - CS JANUS PRO
				CW
700 *(28)*	203 *(447)*	273 *(72,1)*	4	AF - CS
				CR - CM - CS JANUS PRO
				CW
800 *(31)*	222 *(489)*	325 *(85,9)*	5	AF - CS
				CR - CM - CS JANUS PRO
				CW
900 *(35)*	242 *(534)*	379 *(100,1)*	5	AF - CS
				CR - CM - CS JANUS PRO
				CW
1000 *(39)*	261 *(576)*	433 *(114,4)*	5	AF - CS
				CR - CM - CS JANUS PRO
				CW
1100 *(43)*	282 *(621)*	486 *(128,4)*	5	AF - CS
				CR - CM - CS JANUS PRO
				CW
1200 *(47)*	303 *(667)*	546 *(144,2)*	6	AF - CS
				CR - CM - CS JANUS PRO
				CW
1300 *(51)*	323 *(712)*	602 *(159,0)*	6	AF - CS
				CR - CM - CS JANUS PRO
				CW

* weight of the tank excluding attachment

OPTIONAL

5
SUPPLEMENTARY BLADE

SCR85 MIDI

MACHINE WEIGHT 12,0 - 14,0 t *(26455 - 30865 lb)*

ADAPTERS	CS100	CS100 JANUS PRO	CM180	CW20
	KG 45 *(LB 99)*	KG 93 *(LB 205)*	KG 66 *(LB 145)*	KG 57 *(LB 126)*

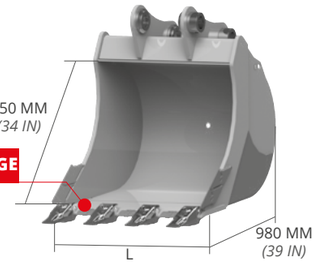

L MM *(IN)*	WEIGHT KG* *(LB*)*	CAP. SAE L *(GAL)*	TEETH N.	ADAPTERS
400 *(16)*	197 *(435)*	171 *(45,2)*	3	AF - CM
				CS - CW
				CS JANUS PRO
500 *(20)*	220 *(486)*	235 *(62,1)*	3	AF - CM
				CS - CW
				CS JANUS PRO
600 *(24)*	243 *(536)*	300 *(79,3)*	4	AF - CM
				CS - CW
				CS JANUS PRO
700 *(28)*	266 *(586)*	368 *(97,2)*	4	AF - CM
				CS - CW
				CS JANUS PRO
800 *(31)*	289 *(638)*	438 *(115,7)*	5	AF - CM
				CS - CW
				CS JANUS PRO
900 *(35)*	312 *(688)*	510 *(134,7)*	5	AF - CM
				CS - CW
				CS JANUS PRO
1000 *(39)*	336 *(741)*	584 *(154,3)*	5	AF - CM
				CS - CW
				CS JANUS PRO
1100 *(43)*	360 *(793)*	657 *(173,6)*	5	AF - CM
				CS - CW
				CS JANUS PRO
1200 *(47)*	384 *(847)*	730 *(192,8)*	6	AF - CM
				CS - CW
				CS JANUS PRO
1300 *(51)*	408 *(899)*	810 *(214,0)*	6	AF - CM
				CS - CW
				CS JANUS PRO

OPTIONAL

5
SUPPLEMENTARY BLADE

* weight of the tank excluding attachment

SCR92 HD EXCAVATOR

MACHINE WEIGHT 12,0 - 14,0 t *(26455 - 30865 lb)*

ADAPTERS	CS100	CS100 JANUS PRO	CM180	CW20
	KG 45 *(LB 99)*	KG 93 *(LB 205)*	KG 66 *(LB 145)*	KG 57 *(LB 126)*

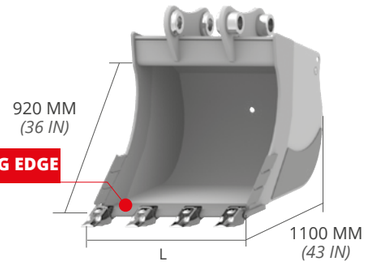

L MM *(IN)*	WEIGHT KG* *(LB*)*	CAP. SAE L *(GAL)*	TEETH N.	ADAPTERS
600 *(24)*	261 *(575)*	380 *(100,4)*	4	AF - CM
				CS - CW
				CS JANUS PRO
700 *(28)*	287 *(633)*	450 *(118,9)*	4	AF - CM
				CS - CW
				CS JANUS PRO
800 *(31)*	320 *(705)*	560 *(147,9)*	5	AF - CM
				CS - CW
				CS JANUS PRO
900 *(35)*	352 *(776)*	620 *(163,8)*	5	AF - CM
				CS - CW
				CS JANUS PRO
1000 *(39)*	395 *(871)*	700 *(184,9)*	5	AF - CM
				CS - CW
				CS JANUS PRO
1200 *(47)*	454 *(1001)*	900 *(237,7)*	6	AF - CM
				CS - CW
				CS JANUS PRO

OPTIONAL

5
SUPPLEMENTARY BLADE

* weight of the tank excluding attachment

SCR100 HD MACHINE WEIGHT 14,0 - 18,0 t *(30865 - 39683 lb)*

ADAPTERS	CS100	CS100 JANUS PRO	CM180	CW20
	KG 45 *(LB 99)*	KG 93 *(LB 205)*	KG 66 *(LB 145)*	KG 57 *(LB 126)*

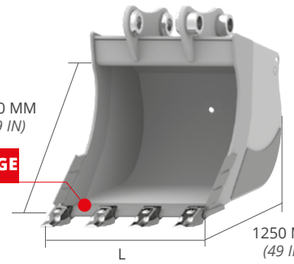

L MM *(IN)*	WEIGHT KG* *(LB*)*	CAP. SAE L *(GAL)*	TEETH N.	ADAPTERS
600 *(24)*	353 *(778)*	450 *(118,9)*	3	AF - CM
				CS - CW
				CS JANUS PRO
700 *(28)*	397 *(875)*	535 *(141,3)*	4	AF - CM
				CS - CW
				CS JANUS PRO
800 *(31)*	441 *(972)*	620 *(163,7)*	4	AF - CM
				CS - CW
				CS JANUS PRO
900 *(35)*	485 *(1069)*	710 *(187,5)*	4	AF - CM
				CS - CW
				CS JANUS PRO
1000 *(39)*	529 *(1166)*	800 *(211,3)*	5	AF - CM
				CS - CW
				CS JANUS PRO
1200 *(47)*	617 *(1360)*	980 *(258,8)*	5	AF - CM
				CS - CW
				CS JANUS PRO

OPTIONAL

5 SUPPLEMENTARY BLADE

* weight of the tank excluding attachment

SCR110 HD MACHINE WEIGHT 18,0 - 22,0 t *(39683 - 48502 lb)*

ADAPTERS	CS100	CS100 JANUS PRO	CM180	CW20
	KG 45 *(LB 99)*	KG 93 *(LB 205)*	KG 66 *(LB 145)*	KG 57 *(LB 126)*

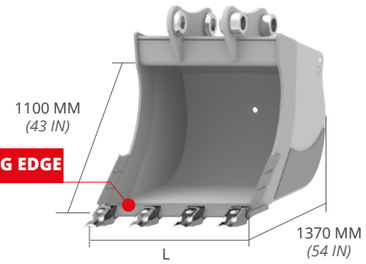

L MM *(IN)*	WEIGHT KG* *(LB*)*	CAP. SAE L *(GAL)*	TEETH N.	ADAPTERS
600 *(24)*	457 *(1008)*	480 *(126,8)*	3	AF - CM
				CS - CW
				CS JANUS PRO
800 *(31)*	559 *(1232)*	690 *(182,3)*	4	AF - CM
				CS - CW
				CS JANUS PRO
1000 *(39)*	671 *(1479)*	900 *(237,7)*	5	AF - CM
				CS - CW
				CS JANUS PRO
1200 *(47)*	773 *(1704)*	1110 *(293,2)*	5	AF - CM
				CS - CW
				CS JANUS PRO
1300 *(52)*	824 *(1817)*	1220 *(322,2)*	6	AF - CM
				CS - CW
				CS JANUS PRO
1400 *(55)*	875 *(1929)*	1330 *(351,3)*	6	AF - CM
				CS - CW
				CS JANUS PRO

OPTIONAL

5 SUPPLEMENTARY BLADE

* weight of the tank excluding attachment

SB STONE BUCKET FOR STONE BLOCKS

STANDARD PROFILE

HB400



ITS PARTICULAR GEOMETRY ENABLES TO HANDLE STONE BLOCKS OR HEAVY MATERIALS EASILY. SPECIAL HB400 MATERIALS ARE USED TO STRENGTHEN PARTS SUBJECT TO WEAR AND ENSURE THEIR HIGH RESISTANCE.

								MIDI	EXCAVATOR		
MOD.	**SB38**	**SB45**	**SB53**	**SB62**	**SB67**	**SB73**	**SB80**	**SB85**	**SB92 HD**	**SB100 HD**	**SB110 HD**
TONS (LB)	1,2 - 1,8 *(2646 - 3968)*	1,8 - 2,5 *(3968 - 5512)*	2,5 - 4,0 *(5512 - 8818)*	4,0 - 5,0 *(8818 - 11023)*	5,0 - 7,5 *(11023 - 16535)*	7,5 - 10,0 *(16535 - 22046)*	10,0 - 12,0 *(22046 - 26455)*	12,0 - 14,0 *(26455 - 30865)*	12,0 - 14,0 *(26455 - 30865)*	14,0 - 18,0 *(30865 - 39683)*	18,0 - 22,0 *(39683 - 48502)*



STANDARD TECHNICAL FEATURES

1 REINFORCING STRIPS HB400

THE HORIZONTAL REINFORCING STRIPS ON THE BUCKET'S REAR AND BOTTOM PROTECT THE BUCKET FROM WEAR AND INCREASE ITS RESISTANCE.

2 DC TEETH DTE TEETH

3 HB400 SIDE CAST CUTTERS AND REINFORCEMENTS

THESE HB400 CAST CUTTERS ARE POSITIONED ON THE SURFACES MOSTLY SUBJECT TO WEAR GRANTING A HIGHER RESISTANCE.

4 REINFORCED CUTTING EDGE

UP TO 10 TONS: HB400 CAST SHROUDS MOUNTED ON PARTS SUBJECT TO WEAR.
BEYOND 10 TONS: HB400 CUTTING EDGE.

OPTIONAL

5 GRADING EDGE

INSTALLED DIRECTLY ON THE ADAPTERS OF THE WELDED TEETH. THIS PATTERN MAKES THE INSTALLING/UNINSTALLING OPERATIONS EASIER AND GRANTS A HIGH RESISTANCE TO THE BUCKET.

SB38 MACHINE WEIGHT 1,2 - 1,8 t *(2646 - 3968 lb)*

ADAPTERS	AR15	CS10	CS10 JANUS PRO	CR15	CM30	CW05
	KG 7 *(LB 15)*	KG 10 *(LB 22)*	KG 10 *(LB 22)*	KG 10 *(LB 22)*	KG 12 *(LB 26)*	KG 9 *(LB 19)*

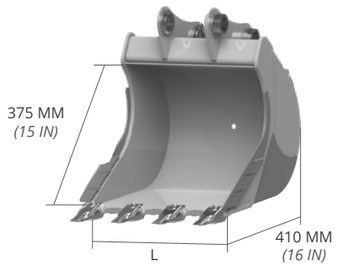

OPTIONAL

5
SUPPLEMENTARY BLADE

L MM *(IN)*	WEIGHT KG* *(LB*)*	CAP. SAE L *(GAL)*	TEETH N.	ADAPTERS
200 *(8)*	17 *(38)*	15 *(4,0)*	2	AF - AR - CS
				CR - CM
				CW - CS JANUS PRO
250 *(10)*	19 *(43)*	20 *(5,3)*	DF2 DC3 DE3	AF - AR - CS
				CR - CM
				CW - CS JANUS PRO
300 *(12)*	22 *(48)*	25 *(6,6)*	3	AF - AR - CS
				CR - CM
				CW - CS JANUS PRO
350 *(14)*	24 *(52)*	31 *(8,2)*	3	AF - AR - CS
				CR - CM
				CW - CS JANUS PRO
400 *(16)*	28 *(61)*	37 *(9,8)*	3	AF - AR - CS
				CR - CM
				CW - CS JANUS PRO
450 *(18)*	31 *(68)*	43 *(11,4)*	3	AF - AR - CS
				CR - CM
				CW - CS JANUS PRO
500 *(20)*	35 *(76)*	49 *(12,4)*	4	AF - AR - CS
				CR - CM
				CW - CS JANUS PRO
600 *(24)*	39 *(86)*	61 *(16,1)*	4	AF - AR - CS
				CR - CM
				CW - CS JANUS PRO
700 *(28)*	44 *(98)*	74 *(19,5)*	5	AF - AR - CS
				CR - CM
				CW - CS JANUS PRO

* weight of the tank excluding attachment

SB45 MACHINE WEIGHT 1,8 - 2,5 t *(3968 - 5512 lb)*

ADAPTERS	AR30	CS10	CS30	CS10 JANUS PRO	CS30 JANUS PRO	CR30	CM30	CW05
	KG 10 *(LB 22)*	KG 10 *(LB 22)*	KG 18 *(LB 39)*	KG 10 *(LB 22)*	KG 19 *(LB 41)*	KG 13 *(LB 28)*	KG 12 *(LB 26)*	KG 9 *(LB 19)*

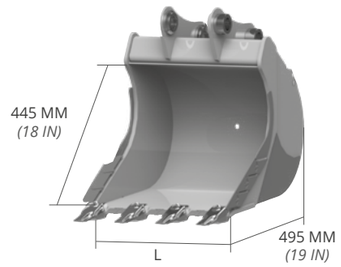

OPTIONAL

5
SUPPLEMENTARY BLADE

L MM *(IN)*	WEIGHT KG* *(LB*)*	CAP. SAE L *(GAL)*	TEETH N.	ADAPTERS
250 *(10)*	26 *(57)*	25 *(6,6)*	DF2 DC3 DE3	AF - AR - CS
				CR - CM
				CW - CS JANUS PRO
300 *(12)*	29 *(64)*	33 *(8,7)*	3	AF - AR - CS
				CR - CM
				CW - CS JANUS PRO
350 *(14)*	32 *(71)*	40 *(10,6)*	3	AF - AR - CS
				CR - CM
				CW - CS JANUS PRO
400 *(16)*	36 *(80)*	48 *(12,7)*	3	AF - AR - CS
				CR - CM
				CW - CS JANUS PRO
450 *(18)*	39 *(87)*	56 *(14,8)*	3	AF - AR - CS
				CR - CM
				CW - CS JANUS PRO
500 *(20)*	43 *(95)*	65 *(17,2)*	4	AF - AR - CS
				CR - CM
				CW - CS JANUS PRO
600 *(24)*	50 *(109)*	82 *(21,7)*	4	AF - AR - CS
				CR - CM
				CW - CS JANUS PRO
700 *(28)*	56 *(123)*	100 *(26,4)*	5	AF - AR - CS
				CR - CM
				CW - CS JANUS PRO
800 *(31)*	65 *(142)*	117 *(30,9)*	5	AF - AR - CS
				CR - CM
				CW - CS JANUS PRO

* weight of the tank excluding attachment

SB53 MACHINE WEIGHT 2,5 - 4,0 t *(5512 - 8818 lb)*

ADAPTERS	AR40	CS30	CS30 JANUS PRO	CR40	CM30	CW05
	KG 11 *(LB 24)*	KG 18 *(LB 39)*	KG 19 *(LB 41)*	KG 14 *(LB 30)*	KG 12 *(LB 26)*	KG 9 *(LB 19)*

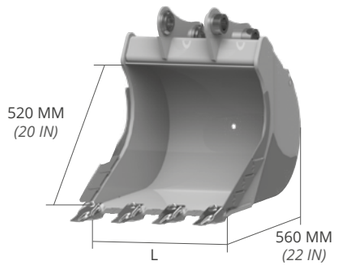

OPTIONAL

5
SUPPLEMENTARY BLADE

L MM *(IN)*	WEIGHT KG* *(LB*)*	CAP. SAE L *(GAL)*	TEETH N.	ADAPTERS
250 *(10)*	37 *(82)*	32 *(8,5)*	2	AF - AR - CS CR - CM CW - CS JANUS PRO
300 *(12)*	40 *(89)*	41 *(10,8)*	3	AF - AR - CS CR - CM CW - CS JANUS PRO
350 *(14)*	46 *(101)*	51 *(13,5)*	3	AF - AR - CS CR - CM CW - CS JANUS PRO
400 *(16)*	51 *(111)*	61 *(16,1)*	3	AF - AR - CS CR - CM CW - CS JANUS PRO
450 *(18)*	55 *(121)*	72 *(19,0)*	3	AF - AR - CS CR - CM CW - CS JANUS PRO
500 *(20)*	59 *(129)*	82 *(21,7)*	4	AF - AR - CS CR - CM CW - CS JANUS PRO
600 *(24)*	67 *(148)*	105 *(27,7)*	4	AF - AR - CS CR - CM CW - CS JANUS PRO
700 *(28)*	76 *(167)*	127 *(33,5)*	5	AF - AR - CS CR - CM CW - CS JANUS PRO
800 *(31)*	85 *(187)*	152 *(40,2)*	5	AF - AR - CS CR - CM CW - CS JANUS PRO
900 *(35)*	93 *(206)*	175 *(46,2)*	5	AF - AR - CS CR - CM CW - CS JANUS PRO

* weight of the tank excluding attachment

SB62 MACHINE WEIGHT 4,0 - 5,0 t *(8818 - 11023 lb)*

ADAPTERS	AR50	CS30	CS30 JANUS PRO	CR50	CM100	CW10
	KG 17 *(LB 37)*	KG 18 *(LB 39)*	KG 19 *(LB 41)*	KG 22 *(LB 48)*	KG 35 *(LB 77)*	KG 23 *(LB 50)*

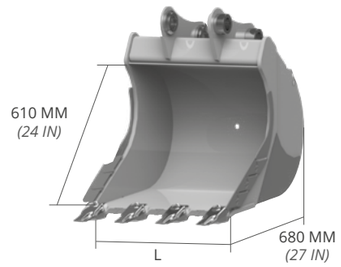

OPTIONAL

5
SUPPLEMENTARY BLADE

L MM *(IN)*	WEIGHT KG* *(LB*)*	CAP. SAE L *(GAL)*	TEETH N.	ADAPTERS
250 *(10)*	57 *(126)*	45 *(11,9)*	2	AF - AR - CS CR - CM CW - CS JANUS PRO
300 *(12)*	63 *(138)*	58 *(15,3)*	3	AF - AR - CS CR - CM CW - CS JANUS PRO
350 *(14)*	68 *(150)*	71 *(18,8)*	3	AF - AR - CS CR - CM CW - CS JANUS PRO
400 *(16)*	74 *(163)*	85 *(22,5)*	3	AF - AR - CS CR - CM CW - CS JANUS PRO
450 *(18)*	79 *(175)*	100 *(26,4)*	3	AF - AR - CS CR - CM CW - CS JANUS PRO
500 *(20)*	86 *(188)*	115 *(30,4)*	4	AF - AR - CS CR - CM CW - CS JANUS PRO
600 *(24)*	97 *(215)*	147 *(38,8)*	4	AF - AR - CS CR - CM CW - CS JANUS PRO
700 *(28)*	109 *(241)*	180 *(47,6)*	5	AF - AR - CS CR - CM CW - CS JANUS PRO
800 *(31)*	121 *(267)*	213 *(56,3)*	5	AF - AR - CS CR - CM CW - CS JANUS PRO
900 *(35)*	133 *(293)*	248 *(65,5)*	6	AF - AR - CS CR - CM CW - CS JANUS PRO
1000 *(39)*	145 *(319)*	282 *(74,5)*	6	AF - AR - CS CR - CM CW - CS JANUS PRO

* weight of the tank excluding attachment

SB67 MACHINE WEIGHT 5,0 - 7,5 t *(11023 - 16535 lb)*

ADAPTERS	AR50	AR70	CS80	CS80 JANUS PRO	CR50	CR70	CM100	CW10
	KG 17 (LB *37*)	KG 24 *(LB 52)*	KG 44 (LB *97*)	KG 46 (LB 101)	KG 22 (LB 48)	KG 34 (LB 75)	KG 35 (LB 77)	KG 23 (LB 50)

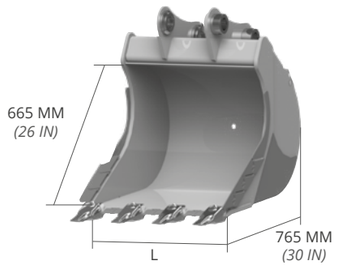

OPTIONAL

5
SUPPLEMENTARY BLADE

L MM *(IN)*	WEIGHT KG* *(LB*)*	CAP. SAE L *(GAL)*	TEETH N.	ADAPTERS
300 *(12)*	83 *(182)*	68 *(18,0)*	3	AF - AR - CS
				CR - CM
				CW - CS JANUS PRO
350 *(14)*	92 *(202)*	84 *(22,2)*	3	AF - AR - CS
				CR - CM
				CW - CS JANUS PRO
400 *(16)*	101 *(222)*	101 *(26,7)*	3	AF - AR - CS
				CR - CM
				CW - CS JANUS PRO
450 *(18)*	109 *(240)*	118 *(31,2)*	3	AF - AR - CS
				CR - CM
				CW - CS JANUS PRO
500 *(20)*	117 *(258)*	137 *(36,2)*	4	AF - AR - CS
				CR - CM
				CW - CS JANUS PRO
600 *(24)*	134 *(296)*	174 *(46,0)*	4	AF - AR - CS
				CR - CM
				CW - CS JANUS PRO
700 *(28)*	150 *(331)*	214 *(56,5)*	5	AF - AR - CS
				CR - CM
				CW - CS JANUS PRO
800 *(31)*	167 *(368)*	254 *(67,1)*	5	AF - AR - CS
				CR - CM
				CW - CS JANUS PRO
900 *(35)*	183 *(403)*	295 *(77,9)*	6	AF - AR - CS
				CR - CM
				CW - CS JANUS PRO
1000 *(39)*	199 *(438)*	338 *(89,3)*	6	AF - AR - CS
				CR - CM
				CW - CS JANUS PRO

* weight of the tank excluding attachment

SB73 MACHINE WEIGHT 7,5 - 10,0 t *(116535 - 22046 lb)*

ADAPTERS	CS80	CS80 JANUS PRO	CR70	CM100	CW10
	KG 44 *(LB 97)*	KG 46 *(LB 101)*	KG 34 *(LB 75)*	KG 35 *(LB 77)*	KG 23 *(LB 50)*

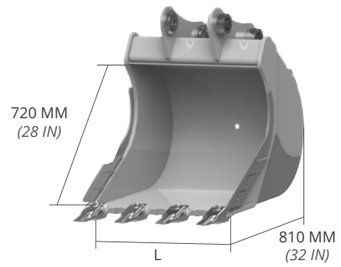

OPTIONAL

5
SUPPLEMENTARY BLADE

L MM *(IN)*	WEIGHT KG* *(LB*)*	CAP. SAE L *(GAL)*	TEETH N.	ADAPTERS
300 *(12)*	95 *(210)*	76 *(20,1)*	2	AF - CS
				CR - CM
				CW - CS JANUS PRO
350 *(14)*	103 *(228)*	94 *(24,8)*	3	AF - CS
				CR - CM
				CW - CS JANUS PRO
400 *(16)*	110 *(243)*	113 *(29,9)*	3	AF - CS
				CR - CM
				CW - CS JANUS PRO
450 *(18)*	120 *(265)*	133 *(35,1)*	3	AF - CS
				CR - CM
				CW - CS JANUS PRO
500 *(20)*	130 *(286)*	153 *(40,4)*	3	AF - CS
				CR - CM
				CW - CS JANUS PRO
600 *(24)*	148 *(326)*	196 *(51,8)*	4	AF - CS
				CR - CM
				CW - CS JANUS PRO
700 *(28)*	166 *(366)*	240 *(63,4)*	4	AF - CS
				CR - CM
				CW - CS JANUS PRO
800 *(31)*	184 *(406)*	286 *(75,6)*	5	AF - CS
				CR - CM
				CW - CS JANUS PRO
900 *(35)*	202 *(446)*	333 *(88,0)*	5	AF - CS
				CR - CM
				CW - CS JANUS PRO
1000 *(39)*	220 *(486)*	379 *(100,1)*	5	AF - CS
				CR - CM
				CW - CS JANUS PRO
1100 *(43)*	238 *(525)*	430 *(113,6)*	5	AF - CS
				CR - CM
				CW - CS JANUS PRO

* weight of the tank excluding attachment

SB80 SC80 MACHINE WEIGHT 10,0 - 12,0 t *(22046 - 26455 lb)*

ADAPTERS	CS80	CS80 JANUS PRO	CR70	CM180	CW20
	KG 44 *(LB 97)*	KG 46 *(LB 101)*	KG 34 *(LB 75)*	KG 66 *(LB 145)*	KG 57 *(LB 126)*

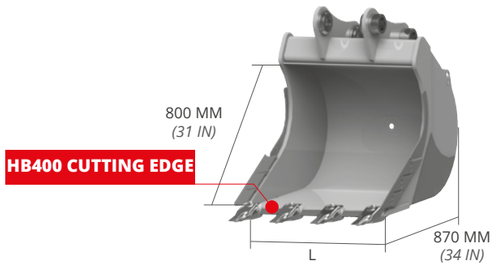

OPTIONAL

5
SUPPLEMENTARY BLADE

L MM *(IN)*	WEIGHT KG* *(LB*)*	CAP. SAE L *(GAL)*	TEETH N.	ADAPTERS
300 *(12)*	119 *(261)*	86 *(22,7)*	2	AF - CS
				CR - CM - CS JANUS PRO
				CW
350 *(14)*	128 *(282)*	107 *(28,3)*	3	AF - CS
				CR - CM - CS JANUS PRO
				CW
400 *(16)*	141 *(311)*	129 *(34,1)*	3	AF - CS
				CR - CM - CS JANUS PRO
				CW
450 *(18)*	151 *(333)*	151 *(39,9)*	3	AF - CS
				CR - CM - CS JANUS PRO
				CW
500 *(20)*	162 *(357)*	174 *(46,0)*	3	AF - CS
				CR - CM - CS JANUS PRO
				CW
600 *(24)*	182 *(402)*	222 *(58,6)*	4	AF - CS
				CR - CM - CS JANUS PRO
				CW
700 *(28)*	203 *(447)*	273 *(72,1)*	4	AF - CS
				CR - CM - CS JANUS PRO
				CW
800 *(31)*	222 *(489)*	325 *(85,9)*	5	AF - CS
				CR - CM - CS JANUS PRO
				CW
900 *(35)*	242 *(534)*	379 *(100,1)*	5	AF - CS
				CR - CM - CS JANUS PRO
				CW
1000 *(39)*	261 *(576)*	433 *(114,4)*	5	AF - CS
				CR - CM - CS JANUS PRO
				CW
1100 *(43)*	282 *(621)*	486 *(128,4)*	5	AF - CS
				CR - CM - CS JANUS PRO
				CW
1200 *(47)*	303 *(667)*	546 *(144,2)*	6	AF - CS
				CR - CM - CS JANUS PRO
				CW
1300 *(51)*	323 *(712)*	602 *(159,0)*	6	AF - CS
				CR - CM - CS JANUS PRO
				CW

* weight of the tank excluding attachment

SB85 MIDI MACHINE WEIGHT 12,0 - 14,0 t *(26455 - 30865 lb)*

ADAPTERS	CS100	CS100 JANUS PRO	CM180	CW20
	KG 45 *(LB 99)*	KG 93 *(LB 205)*	KG 66 *(LB 145)*	KG 57 *(LB 126)*

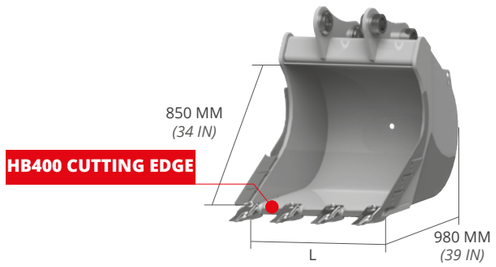

OPTIONAL

5
SUPPLEMENTARY BLADE

L MM *(IN)*	VWEIGHT KG* *(LB*)*	CAP. SAE L *(GAL)*	TEETH N.	ADAPTERS
400 *(16)*	197 *(435)*	171 *(45,2)*	3	AF - CM
				CS - CW
				CS JANUS PRO
500 *(20)*	220 *(486)*	235 *(62,1)*	3	AF - CM
				CS - CW
				CS JANUS PRO
600 *(24)*	243 *(536)*	300 *(79,3)*	4	AF - CM
				CS - CW
				CS JANUS PRO
700 *(28)*	266 *(586)*	368 *(97,2)*	4	AF - CM
				CS - CW
				CS JANUS PRO
800 *(31)*	289 *(638)*	438 *(115,7)*	5	AF - CM
				CS - CW
				CS JANUS PRO
900 *(35)*	312 *(688)*	510 *(134,7)*	5	AF - CM
				CS - CW
				CS JANUS PRO
1000 *(39)*	336 *(741)*	584 *(154,3)*	5	AF - CM
				CS - CW
				CS JANUS PRO
1100 *(43)*	360 *(793)*	657 *(173,6)*	5	AF - CM
				CS - CW
				CS JANUS PRO
1200 *(47)*	384 *(847)*	730 *(192,8)*	6	AF - CM
				CS - CW
				CS JANUS PRO
1300 *(51)*	408 *(899)*	810 *(214,0)*	6	AF - CM
				CS - CW
				CS JANUS PRO

* weight of the tank excluding attachment

SB92 HD EXCAVATOR MACHINE WEIGHT 12,0 - 14,0 t *(26455 - 30865 lb)*

ADAPTERS	CS100	CS100 JANUS PRO	CM180	CW20
	KG 45 *(LB 99)*	KG 93 *(LB 205)*	KG 66 *(LB 145)*	KG 57 *(LB 126)*

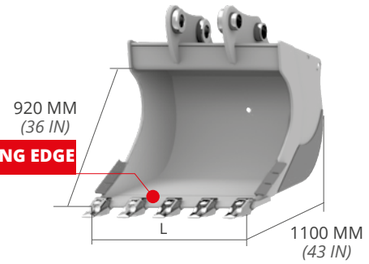

L MM *(IN)*	WEIGHT KG* *(LB*)*	CAP. SAE L *(GAL)*	TEETH N.	ADAPTERS
600 *(24)*	259 *(571)*	337 *(89,0)*	4	AF - CM
				CS - CW
				CS JANUS PRO
700 *(28)*	280 *(617)*	405 *(107,0)*	4	AF - CM
				CS - CW
				CS JANUS PRO
800 *(31)*	315 *(694)*	475 *(125,5)*	5	AF - CM
				CS - CW
				CS JANUS PRO
900 *(35)*	350 *(772)*	547 *(144,5)*	5	AF - CM
				CS - CW
				CS JANUS PRO
1000 *(39)*	385 *(849)*	622 *(164,3)*	5	AF - CM
				CS - CW
				CS JANUS PRO
1200 *(47)*	421 *(928)*	783 *(206,8)*	6	AF - CM
				CS - CW
				CS JANUS PRO

OPTIONAL

5
SUPPLEMENTARY BLADE

* weight of the tank excluding attachment

SB100 HD MACHINE WEIGHT 14,0 - 18,0 t *(30865 - 39683 lb)*

ADAPTERS	CS100	CS100 JANUS PRO	CM180	CW30
	KG 45 *(LB 99)*	KG 93 *(LB 205)*	KG 66 *(LB 145)*	KG 66 *(LB 145)*

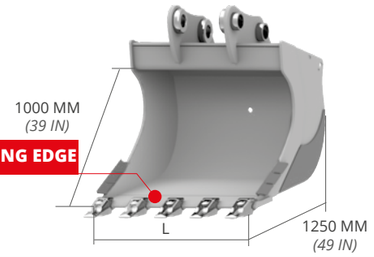

L MM *(IN)*	WEIGHT KG* *(LB*)*	CAP. SAE L *(GAL)*	TEETH N.	ADAPTERS
600 *(24)*	346 *(763)*	398 *(105,1)*	3	AF - CM
				CS - CW
				CS JANUS PRO
700 *(28)*	386 *(851)*	478 *(126,3)*	4	AF - CM
				CS - CW
				CS JANUS PRO
800 *(31)*	426 *(939)*	560 *(147,9)*	4	AF - CM
				CS - CW
				CS JANUS PRO
900 *(35)*	466 *(1027)*	644 *(170,1)*	4	AF - CM
				CS - CW
				CS JANUS PRO
1000 *(39)*	506 *(1116)*	730 *(192,8)*	5	AF - CM
				CS - CW
				CS JANUS PRO
1200 *(47)*	586 *(1292)*	909 *(240,1)*	5	AF - CM
				CS - CW
				CS JANUS PRO

OPTIONAL

5
SUPPLEMENTARY BLADE

SB110 HD MACHINE WEIGHT 18,0 - 22,0 t *(39683 - 48502 lb)*

ADAPTERS	CS100	CS100 JANUS PRO	CM180	S70	CW30
	KG 45 *(LB 99)*	KG 93 *(LB 205)*	KG 66 *(LB 145)*	KG 96 *(LB 211)*	KG 66 *(LB 145)*

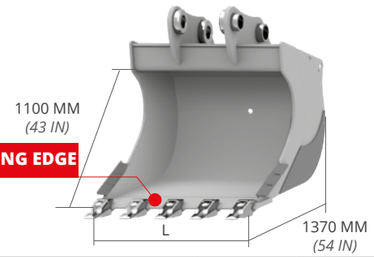

L MM *(IN)*	WEIGHT KG* *(LB*)*	CAP. SAE L *(GAL)*	TEETH N.	ADAPTERS
600 *(24)*	437 *(963)*	464 *(122,6)*	3	AF - CM
				CS - CW
				CS JANUS PRO
800 *(31)*	539 *(1188)*	654 *(172,8)*	4	AF - CM
				CS - CW
				CS JANUS PRO
1000 *(39)*	641 *(1413)*	854 *(225,6)*	5	AF - CM
				CS - CW
				CS JANUS PRO
1200 *(47)*	743 *(1638)*	1064 *(281,1)*	5	AF - CM
				CS - CW
				CS JANUS PRO
1300 *(52)*	794 *(1750)*	1173 *(309,9)*	6	AF - CM
				CS - CW
				CS JANUS PRO
1400 *(55)*	845 *(1863)*	1288 *(340,3)*	6	AF - CM
				CS - CW
				CS JANUS PRO

OPTIONAL

5
SUPPLEMENTARY BLADE

* weight of the tank excluding attachment

SPR REINFORCED DITCH CLEANING BUCKET

STANDARD PROFILE

HB400

HB400 REINFORCEMENTS ON THE AREAS OF MAJOR WEAR, CAST SIDE CUTTERS AND A BOLTED-IN REVERSIBLE UNDERBLADE MAKE THIS BUCKET SUITABLE FOR WORKS ON ABRASIVE SOILS.

THE INSTALLATION OF BEZELS IS HIGHLY RECOMMENDED FOR BUCKETS WIDER THAN 1400 MM, IN ORDER TO AVOID DAMAGES TO THE BUCKET IN CASE OF HEAVY DUTY JOBS OR WITH PARTICULARLY HARD TERRAINS:

- **WIDTH FROM 1400 TO 1500 MM: NR. 1 BEZEL**
- **WIDTH FROM 1600 TO 1600 MM: NR. 2 BEZELS**
- **WIDTH FROM 1800 TO 2200 MM: NR. 3 BEZELS**

							MIDI	EXCAVATOR	
MOD.	**SPR35**	**SPR40**	**SPR40**	**SPR45**	**SPR50**	**SPR55**	**SPR60**	**SPR65 HD**	**SPR70 HD**
TONS (LB)	1,8 - 2,5 *(3968 - 5512)*	2,0 - 2,5 *(4409 - 5512)*	2,5 - 4,0 *(5512 - 8818)*	4,0 - 5,0 *(8818 - 11023)*	5,0 - 7,5 *(11023 - 16535)*	7,5 - 10,0 *(16535 - 22046)*	10,0 - 12,0 *(22046 - 26455)*	12,0 - 18,0 *(26455 - 39683)*	18,0 - 22,0 *(39683 - 48502)*

ADAPTERS



SPECIFICHE TECNICHE STANDARD

1 HB400 REINFORCING STRIPS

THE HORIZONTAL REINFORCING STRIPS ON THE BUCKET'S REAR AND BOTTOM PROTECT THE BUCKET FROM WEAR AND INCREASE ITS RESISTANCE.

2 HB400 ADDITIONAL BOLT-ON REVERSIBLE CUTTING EDGE

HB400 BOLTED-IN REVERSIBLE UNDERBLADE INDICATED TO WORK ON PARTICULARLY ABRASIVE SOILS.

3 HB400 SIDE CAST CUTTERS AND REINFORCEMENTS

THESE HB400 CAST CUTTERS ARE POSITIONED ON THE SURFACES MOSTLY SUBJECT TO WEAR GRANTING A HIGHER RESISTANCE.

OPTIONAL

4 BEZEL

IT ENSURES A HIGHER STRUCTURAL RESISTANCE. HIGHLY RECOMMENDED WITH BUCKETS 1400MM WIDE OR MORE.

5 REAR RAZOR

WHEN THE MACHINE'S ARM IS KEPT CLOSED, IT ALLOWS TO FINISH SURFACES EVENLY.

SPR35 MACHINE WEIGHT - 1,2 - 1,8 t *(2646 - 3968 lb)*

ADAPTERS	AR15	CS10	CS10 JANUS PRO	CR15	CM20	CW05
	KG 7 *(LB 15)*	KG 10 *(LB 22)*	KG 10 *(LB 22)*	KG 10 *(LB 22)*	KG 10 *(LB 22)*	KG 9 *(LB 19)*



L MM *(IN)*	WEIGHT KG* *(LB*)*	CAP. SAE L *(GAL)*	ADAPTERS
800 *(31)*	63 *(138)*	75 *(19,8)*	AF - AR - CS
			CR - CM
			CW - CS JANUS PRO
1000 *(39)*	76 *(168)*	96 *(25,4)*	AF - AR - CS
			CR - CM
			CW - CS JANUS PRO
1200 *(47)*	90 *(198)*	117 *(30,9)*	AF - AR - CS
			CR - CM
			CW - CS JANUS PRO

OPTIONAL

5 REAR RAZOR

SPR40 MACHINE WEIGHT 2,0 - 2,5 t *(4409 - 5511 lb)*

ADAPTERS	AR30	CS10	CS30	CS10 JANUS PRO	CS30 JANUS PRO	CR30	CM30	CW05
	KG 10 *(LB 22)*	KG 10 *(LB 22)*	KG 18 *(LB 39)*	KG 10 *(LB 22)*	KG 19 *(LB 41)*	KG 13 *(LB 28)*	KG 12 *(LB 26)*	KG 9 *(LB 19)*



L MM *(IN)*	WEIGHT KG* *(LB*)*	CAP. SAE L *(GAL)*	ADAPTERS
1000 *(39)*	108 *(238)*	125 *(33,0)*	AF - AR - CS
			CR - CM
			CW - CS JANUS PRO
1200 *(47)*	128 *(282)*	154 *(40,7)*	AF - AR - CS
			CR - CM
			CW - CS JANUS PRO

OPTIONAL

4 BEZEL

5 REAR RAZOR

SPR40 MACHINE WEIGHT 2,5 - 4,0 t *(5511 - 8818 lb)*

ADAPTERS	AR40	CS30	CS30 JANUS PRO	CR40	CM30	CW05
	KG 11 *(LB 24)*	KG 18 *(LB 39)*	KG 19 *(LB 41)*	KG 14 *(LB 30)*	KG 12 *(LB 26)*	KG 9 *(LB 19)*



L MM *(IN)*	WEIGHT KG* *(LB*)*	CAP. SAE L *(GAL)*	ADAPTERS
1000 *(39)*	108 *(238)*	125 *(33,0)*	AF - AR - CS
			CR - CM
			CW - CS JANUS PRO
1200 *(47)*	128 *(282)*	154 *(40,7)*	AF - AR - CS
			CR - CM
			CW - CS JANUS PRO
1400 *(55)*	148 *(326)*	182 *(48,1)*	AF - AR - CS
			CR - CM
			CW - CS JANUS PRO

OPTIONAL

4 BEZEL

5 REAR RAZOR

SPR45 MACHINE WEIGHT 4,0 - 5,0 t *(8818 - 11023 lb)*

ADAPTERS	AR50	CS30	CS30 JANUS PRO	CR50	CM100	CW10
	KG 17 *(LB 37)*	KG 18 *(LB 39)*	KG 19 *(LB 41)*	KG 22 *(LB 48)*	KG 35 *(LB 77)*	KG 23 *(LB 50)*



L MM *(IN)*	WEIGHT KG* *(LB*)*	CAP. SAE L *(GAL)*	ADAPTERS
1200 *(47)*	160 *(353)*	213 *(56,3)*	AF - AR - CS
			CR - CM
			CW - CS JANUS PRO
1400 *(55)*	185 *(407)*	254 *(67,1)*	AF - AR - CS
			CR - CM
			CW - CS JANUS PRO
1500 *(59)*	197 *(433)*	274 *(72,4)*	AF - AR - CS
			CR - CM
			CW - CS JANUS PRO

OPTIONAL

4 BEZEL

5 REAR RAZOR

* weight of the tank excluding attachment

* weight of the tank excluding attachment

SPR50 MACHINE WEIGHT 5,0 - 7,5 t *(11012 - 16535 lb)*

ADAPTERS	AR50	AR70	CS80	CS80 JANUS PRO	CR50	CR70	CM100	CW10
	KG 17 (LB *37*)	KG 24 *(LB 52)*	KG 44 (LB *97*)	KG 46 (LB 101)	KG 22 (LB 48)	KG 34 (LB 75)	KG 35 (LB 77)	KG 23 (LB 50)



OPTIONAL

4	5
BEZEL	REAR RAZOR

L MM *(IN)*	WEIGHT KG* *(LB*)*	CAP. SAE L *(GAL)*	ADAPTERS
1200 *(47)*	183 *(404)*	250 *(66,0)*	AF - AR - CS
			CR - CM
			CW - CS JANUS PRO
1400 *(55)*	211 *(465)*	298 *(78,8)*	AF - AR - CS
			CR - CM
			CW - CS JANUS PRO
1600 *(63)*	239 *(526)*	345 *(91,1)*	AF - AR - CS
			CR - CM
			CW - CS JANUS PRO
1800 *(71)*	266 *(587)*	392 *(103,6)*	AF - AR - CS
			CR - CM
			CW - CS JANUS PRO

SPR55 MACHINE WEIGHT 7,5 - 10,0 t *(16535 - 22046 lb)*

ADAPTERS	CS80	CS80 JANUS PRO	CR70	CM100	CW10
	KG 44 *(LB 97)*	KG 46 *(LB 101)*	KG 34 *(LB 75)*	KG 35 *(LB 77)*	KG 23 *(LB 50)*



OPTIONAL

4	5
BEZEL	REAR RAZOR

L MM *(IN)*	WEIGHT KG* *(LB*)*	CAP. SAE L *(GAL)*	ADAPTERS
1200 *(47)*	233 *(515)*	326 *(86,1)*	AF - CS
			CR - CM
			CW - CS JANUS PRO
1400 *(55)*	267 *(588)*	387 *(102,2)*	AF - CS
			CR - CM
			CW - CS JANUS PRO
1600 *(63)*	302 *(665)*	447 *(118,1)*	AF - CS
			CR - CM
			CW - CS JANUS PRO
1800 *(71)*	336 *(741)*	507 *(133,9)*	AF - CS
			CR - CM
			CW - CS JANUS PRO

SPR60 MIDI MACHINE WEIGHT 10,0 - 12,0 t *(22046 - 26455 lb)*

ADAPTERS	CS80	CS80 JANUS PRO	CR70	CM180	CW20
	KG 44 *(LB 97)*	KG 46 *(LB 101)*	KG 34 *(LB 75)*	KG 66 *(LB 145)*	KG 57 *(LB 126)*



OPTIONAL

4	5
BEZEL	REAR RAZOR

L MM *(IN)*	WEIGHT KG* *(LB*)*	CAP. SAE L *(GAL)*	ADAPTERS
1200 *(47)*	273 *(601)*	367 *(97,0)*	AF - CS
			CR - CM - CS JANUS PRO
			CW
1400 *(55)*	311 *(685)*	436 *(115,2)*	AF - CS
			CR - CM - CS JANUS PRO
			CW
1600 *(63)*	351 *(774)*	504 *(133,1)*	AF - CS
			CR - CM - CS JANUS PRO
			CW
1800 *(71)*	389 *(858)*	573 *(151,4)*	AF - CS
			CR - CM - CS JANUS PRO
			CW
2000 *(79)*	427 *(942)*	641 *(169,3)*	AF - CS
			CR - CM - CS JANUS PRO
			CW

* weight of the tank excluding attachment

SPR65 HD EXCAVATOR MACHINE WEIGHT 12,0 - 18,0 t *(26455- 39683 lb)*

ADAPTERS	CS100	CS100 JANUS PRO	CM180	CW20
	KG 45 *(LB 99)*	KG 93 *(LB 205)*	KG 66 *(LB 145)*	KG 57 *(LB 126)*



OPTIONAL

4	5
BEZEL	REAR RAZOR

L MM *(IN)*	WEIGHT KG* *(LB*)*	CAP. SAE L *(GAL)*	ADAPTERS
1400 *(55)*	394 *(869)*	631 *(166,7)*	AF - CM
			CS - CW
			CS JANUS PRO
1500 *(59)*	4420 *(926)*	665 *(175,7)*	AF - CM
			CS - CW
			CS JANUS PRO
1600 *(63)*	445 *(981)*	699 *(184,7)*	AF - CM
			CS - CW
			CS JANUS PRO
1800 *(71)*	496 *(1093)*	767 *(202,6)*	AF - CM
			CS - CW
			CS JANUS PRO
2000 *(79)*	546 *(1204)*	835 *(220,6)*	AF - CM
			CS - CW
			CS JANUS PRO

* weight of the tank excluding attachment

SPR70 HD

MACHINE WEIGHT 18,0 - 22,0 t *(39683 - 48502 lb)*

ADAPTERS	CS100	CS100 JANUS PRO	CM180	CW30
	KG 45 *(LB 99)*	KG 93 *(LB 205)*	KG 66 *(LB 145)*	KG 66 *(LB 145)*

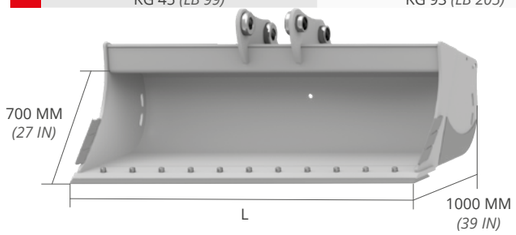

L MM *(IN)*	WEIGHT KG* *(LB*)*	CAP. SAE L *(GAL)*	ADAPTERS
1500 *(59)*	512 *(1130)*	780 *(206,1)*	AF - CM
			CS - CW
			CS JANUS PRO
1600 *(63)*	543 *(1197)*	820 *(216,6)*	AF - CM
			CS - CW
			CS JANUS PRO
1800 *(71)*	604 *(1331)*	900 *(237,8)*	AF - CM
			CS - CW
			CS JANUS PRO
2000 *(79)*	662 *(1460)*	980 *(258,9)*	AF - CM
			CS - CW
			CS JANUS PRO
2200 *(87)*	719 *(1586)*	1060 *(280,0)*	AF - CM
			CS - CW
			CS JANUS PRO

OPTIONAL

4	5
BEZEL	REAR RAZOR

* weight of the tank excluding attachment

SQR REINFORCED TILTING DITCH CLEANING BUCKET

STANDARD PROFILE

HB400

HB400 REINFORCEMENTS ON THE AREAS OF MAJOR WEAR, CAST SIDE CUTTERS AND A BOLTED-IN REVERSIBLE UNDERBLADE MAKE THIS BUCKET SUITABLE FOR WORKS ON ABRASIVE SOILS. IT'S THE IDEAL TOOL FOR FINISHING AND LEVELLING WORKS. ITS TILTING MECHANISM ENABLES TO TILT THE BUCKET BY 45° ON BOTH SIDES. THE STANDARD BLOCK VALVE ENABLES TO KEEP THE ANGLE.

THE INSTALLATION OF BEZELS IS HIGHLY RECOMMENDED FOR BUCKETS WIDER THAN 1400 MM, IN ORDER TO AVOID DAMAGES TO THE BUCKET IN CASE OF HEAVY DUTY JOBS OR WITH PARTICULARLY HARD TERRAINS:

- **WIDTH FROM 1400 TO 1500 MM: NR. 1 BEZEL**
- **WIDTH FROM 1600 TO 1600 MM: NR. 2 BEZELS**
- **WIDTH FROM 1800 TO 2200 MM: NR. 3 BEZELS**

						MIDI	EXCAVATOR	
MOD.	**SQR35**	**SQR40**	**SQR45**	**SQR50**	**SQR55**	**SQR60**	**SQR65 HD**	**SQR70 HD**
TONS (LB)	1,8 - 2,5 *(3968 - 5512)*	2,5 - 4,0 *(5512 - 8818)*	4,0 - 5,0 *(8818 - 11023)*	5,0 - 7,5 *(11023 - 16535)*	7,5 - 10,0 *(16535 - 22046)*	10,0 - 12,0 *(22046 - 26455)*	12,0 - 18,0 *(26455 - 39683)*	18,0 - 22,0 *(39683 - 48502)*

ADAPTERS



STANDARD TECHNICAL FEATURES

1 REINFORCING STRIPS 400HB

THE HORIZONTAL REINFORCING STRIPS ON THE BUCKET'S REAR AND BOTTOM PROTECT THE BUCKET FROM WEAR AND INCREASE ITS RESISTANCE.

2 BLOCK VALVE

IT ALLOWS TO KEEP THE BUCKET POSITIONING DURING THE WORKING PHASE.

3 HB400 ADDITIONAL BOLT-ON REVERSIBLE CUTTING EDGE

BOLTED-IN HB400 REVERSIBLE UNDERBLADE. RECOMMENDED TO WORK ON PARTICULARLY ABRASIVE SOILS.

4 HB400 SIDE CAST CUTTERS AND REINFORCEMENTS

THESE HB400 CAST CUTTERS ARE POSITIONED ON THE SURFACES MOSTLY SUBJECT TO WEAR GRANTING A HIGHER RESISTANCE.

OPTIONAL

5 BEZEL

IT ENSURES A HIGHER STRUCTURAL RESISTANC. HIGHLY RECOMMENDED WITH BUCKETS 1400MM WIDE OR MORE.

6 REAR RAZOR

WHEN THE MACHINE'S ARM IS KEPT CLOSED, IT ALLOWS TO FINISH SURFACES EVENLY.

7 PIPE KIT

OPTIONAL KIT INSTALLED ON THE BUCKET FOR THE FEEDING OF THE HYDRAULIC CYLINDER. IT ALLOWS THE USE OF TWO OUTLETS ON THE RIGHT AND TWO OUTLETS ON THE LEFT FOR THE HYDRAULIC CONNECTION TO THE MACHINE REDUCING THE INSTALLATION TIMES. THE CONNECTING PIPES ARE NOT SUPPLIED.

SQR35 MACHINE WEIGHT - 1,8 - 2,5 t *(3968 - 5512 lb)*

ADAPTERS	AR15	AR30	CS10	CS30	CS10 JANUS PRO	CS30 JANUS PRO	CR15	CR30	CM20	CM30	CW05
	KG 7 *(LB 15)*	KG 10 *(LB 22)*	KG 10 *(LB 22)*	KG 18 *(LB 39)*	KG 10 *(LB 22)*	KG 19 *(LB 41)*	KG 10 *(LB 22)*	KG 13 *(LB 28)*	KG 10 *(LB 22)*	KG 12 *(LB 26)*	KG 9 *(LB 19)*



L MM *(IN)*	WEIGHT KG* *(LB*)*	CAP. SAE L *(GAL)*	ADAPTERS
800 *(31)*	95 *(210)*	75 *(19,8)*	AF - AR - CS
			CR - CM
			CW - CS JANUS PRO
1000 *(39)*	109 *(239)*	96 *(25,4)*	AF - AR - CS
			CR - CM
			CW - CS JANUS PRO
1200 *(47)*	122 *(269)*	117 *(30,9)*	AF - AR - CS
			CR - CM
			CW - CS JANUS PRO

OPTIONAL

7	8
REAR RAZOR	PIPE KIT

SQR40 MACHINE WEIGHT 2,5 - 4,0 t *(5512 - 8818 lb)*

ADAPTERS	AR40	CS30	CS30 JANUS PRO	CR40	CM30	CW05
	KG 11 *(LB 24)*	KG 18 *(LB 39)*	KG 19 *(LB 41)*	KG 14 *(LB 30)*	KG 12 *(LB 26)*	KG 9 *(LB 19)*



L MM *(IN)*	WEIGHT KG* *(LB*)*	CAP. SAE L *(GAL)*	ADAPTERS
1000 *(39)*	166 *(365)*	125 *(33,0)*	AF - AR - CS
			CR - CM
			CW - CS JANUS PRO
1200 *(47)*	186 *(410)*	154 *(40,7)*	AF - AR - CS
			CR - CM
			CW - CS JANUS PRO
1400 *(55)*	206 *(454)*	182 *(48,1)*	AF - AR - CS
			CR - CM
			CW - CS JANUS PRO

OPTIONAL

6	7	8
BEZEL	REAR RAZOR	PIPE KIT

SQR45 MACHINE WEIGHT 4,0 - 5,0 t *(8818 - 11023 lb)*

ADAPTERS	AR50	CS30	CS30 JANUS PRO	CR50	CM100	CW10
	KG 17 *(LB 37)*	KG 18 *(LB 39)*	KG 19 *(LB 41)*	KG 22 *(LB 48)*	KG 35 *(LB 77)*	KG 23 *(LB 50)*



L MM *(IN)*	WEIGHT KG* *(LB*)*	CAP. SAE L *(GAL)*	ADAPTERS
1200 *(47)*	243 *(537)*	213 *(56,3)*	AF - AR - CS
			CR - CM
			CW - CS JANUS PRO
1400 *(55)*	268 *(591)*	254 *(67,1)*	AF - AR - CS
			CR - CM
			CW - CS JANUS PRO
1500 *(59)*	280 *(617)*	274 *(72,4)*	AF - AR - CS
			CR - CM
			CW - CS JANUS PRO

OPTIONAL

6	7	8
BEZEL	REAR RAZOR	PIPE KIT

SQR50 MACHINE WEIGHT 5,0 - 7,5 t *(11012 - 16535 lb)*

ADAPTERS	AR50	AR70	CS80	CS80 JANUS PRO	CR50	CR70	CM100	CW10
	KG 17 (LB *37)*	KG 24 *(LB 52)*	KG 44 (LB *97)*	KG 46 (LB 101)	KG 22 (LB 48)	KG 34 (LB 75)	KG 35 (LB 77)	KG 23 (LB 50)



L MM *(IN)*	WEIGHT KG* *(LB*)*	CAP. SAE L *(GAL)*	ADAPTERS
1200 *(47)*	267 *(588)*	250 *(66,0)*	AF - AR - CS
			CR - CM
			CW - CS JANUS PRO
1400 *(55)*	294 *(648)*	298 *(78,8)*	AF - AR - CS
			CR - CM
			CW - CS JANUS PRO
1600 *(63)*	322 *(710)*	345 *(91,1)*	AF - AR - CS
			CR - CM
			CW - CS JANUS PRO
1800 *(71)*	349 *(770)*	392 *(103,6)*	AF - AR - CS
			CR - CM
			CW - CS JANUS PRO

OPTIONAL

6	7	8
BEZEL	REAR RAZOR	PIPE KIT

* weight of the tank excluding attachment

* weight of the tank excluding attachment

SQR55 MACHINE WEIGHT 7,5 - 10,0 t *(16535 - 22046 lb)*

ADAPTERS	CS80	CS80 JANUS PRO	CR70	CM100	CW10
	KG 44 *(LB 97)*	KG 46 *(LB 101)*	KG 34 *(LB 75)*	KG 35 *(LB 77)*	KG 23 *(LB 50)*

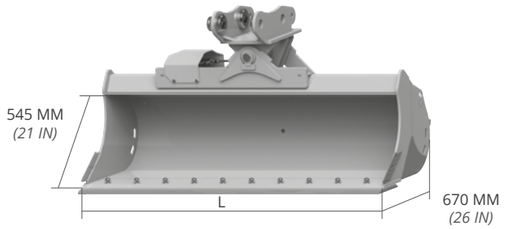

OPTIONAL

6	7	8
BEZEL	REAR RAZOR	PIPE KIT

L MM *(IN)*	WEIGHT KG* *(LB*)*	CAP. SAE L *(GAL)*	ADAPTERS
1200 *(47)*	347 *(764)*	326 *(86,1)*	AF - CS CR - CM CW - CS JANUS PRO
1400 *(55)*	380 *(838)*	387 *(102,2)*	AF - CS CR - CM CW - CS JANUS PRO
1600 *(63)*	415 *(915)*	447 *(118,1)*	AF - CS CR - CM CW - CS JANUS PRO
1800 *(71)*	449 *(991)*	507 *(133,9)*	AF - CS CR - CM CW - CS JANUS PRO

SQR60 MIDI MACHINE WEIGHT 10,0 - 12,0 t *(22046 - 26455 lb)*

ADAPTERS	CS80	CS80 JANUS PRO	CR70	CM180	CW20
	KG 44 *(LB 97)*	KG 46 *(LB 101)*	KG 34 *(LB 75)*	KG 66 *(LB 145)*	KG 48 *(LB 106)*

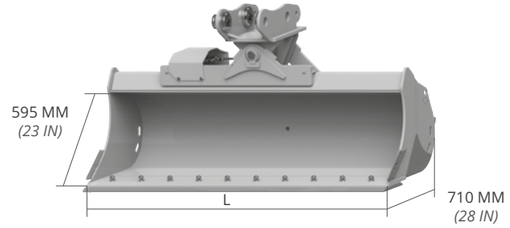

OPTIONAL

6	7	8
BEZEL	REAR RAZOR	PIPE KIT

L MM *(IN)*	WEIGHT KG* *(LB*)*	CAP. SAE L *(GAL)*	ADAPTERS
1200 *(47)*	386 *(851)*	367 *(97,0)*	AF - CS CR - CM - CS JANUS PRO CW
1400 *(55)*	424 *(935)*	436 *(115,2)*	AF - CS CR - CM - CS JANUS PRO CW
1600 *(63)*	464 *(1024)*	504 *(133,1)*	AF - CS CR - CM - CS JANUS PRO CW
1800 *(71)*	502 *(1108)*	573 *(151,4)*	AF - CS CR - CM - CS JANUS PRO CW
2000 *(79)*	540 *(1191)*	641 *(169,3)*	AF - CS CR - CM - CS JANUS PRO CW

SQR65 HD EXCAVATOR MACHINE WEIGHT 12,0 - 18,0 t *(26455 - 39683 lb)*

ADAPTERS	CS100	CS100 JANUS PRO	CM180	CW20
	KG 45 *(LB 99)*	KG 93 *(LB 205)*	KG 66 *(LB 145)*	KG 48 *(LB 106)*

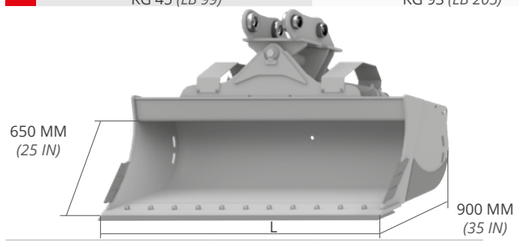

OPTIONAL

6	7	8
BEZEL	REAR RAZOR	PIPE KIT

L MM *(IN)*	WEIGHT KG* *(LB*)*	CAP. SAE L *(GAL)*	ADAPTERS
1400 *(55)*	532 *(1173)*	631 *(166,7)*	AF - CM CS - CW CS JANUS PRO
1500 *(59)*	558 *(1230)*	665 *(175,7)*	AF - CM CS - CW CS JANUS PRO
1600 *(63)*	583 *(1285)*	699 *(184,7)*	AF - CM CS - CW CS JANUS PRO
1800 *(71)*	634 *(1398)*	767 *(202,6)*	AF - CM CS - CW CS JANUS PRO
2000 *(79)*	684 *(1508)*	835 *(220,6)*	AF - CM CS - CW CS JANUS PRO

SQR70 HD MACHINE WEIGHT 18,0 - 22,0 t *(39683 - 48502 lb)*

ADAPTERS	CS100	CS100 JANUS PRO	CM180	CW30
	KG 45 *(LB 99)*	KG 93 *(LB 205)*	KG 66 *(LB 145)*	KG 57 *(LB 126)*

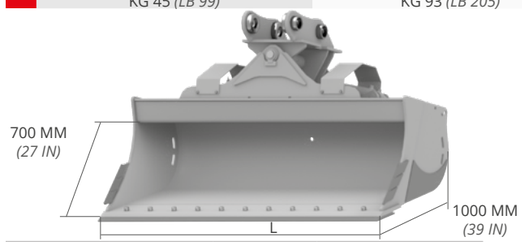

OPTIONAL

6	7	8
BEZEL	REAR RAZOR	PIPE KIT

L MM *(IN)*	WEIGHT KG* *(LB*)*	CAP. SAE L *(GAL)*	ADAPTERS
1500 *(59)*	650 *(1434)*	780 *(206,1)*	AF - CM CS - CW CS JANUS PRO
1600 *(63)*	681 *(1501)*	820 *(216,6)*	AF - CM CS - CW CS JANUS PRO
1800 *(71)*	742 *(1635)*	900 *(237,8)*	AF - CM CS - CW CS JANUS PRO
2000 *(79)*	800 *(1765)*	980 *(258,9)*	AF - CM CS - CW CS JANUS PRO
2200 *(87)*	857 *(1890)*	1060 *(280,0)*	AF - CM CS - CW CS JANUS PRO

* weight of the tank excluding attachment

* weight of the tank excluding attachment

DIGGING BUCKET GENERAL DUTY	148	SCS GD	
CABLE BUCKET GENERAL DUTY	156	BS GD	
SKELETON BUCKET GENERAL DUTY	164	VS GD	
DITCH CLEANING BUCKET 8° GENERAL DUTY	172	SPS 8°GD	
DITCH CLEANING BUCKET 25° GENERAL DUTY	180	SPS 25° GD	
TILTING DITCH CLEANING BUCKET 8° GENERAL DUTY	188	SQS 8° GD	

SCANDINAVIAN BUCKETS
SCANDINAVIAN PROFILE

DIGGING BUCKET HEAVY DUTY	199	SCS HD	
CABLE BUCKET HEAVY DUTY	204	BS HD	
DITCH CLEANING BUCKET 8° HEAVY DUTY	212	SPS 8° HD	
DITCH CLEANING BUCKET 25° HEAVY DUTY	22	SPS 25° HD	
TILTING DITCH CLEANING BUCKET 8° HEAVY DUTY	228	SQS 8° HD	

SCS GD DIGGING BUCKET GENERAL DUTY

SCANDINAVIA PROFILE

HB400

ITS ELONGATED PROFILE AVOIDS THAT THE GROUND STICKS TO THE BUCKET'S SIDE WALLS AND SIMPLIFIES THE DISCHARGE OF LOAMY AND WET MATERIALS. THE BLADE IS MADE OF HB400 FOR A HIGHER RESISTANCE TO WEAR.

									MIDI	EXCAVATOR		
MOD.	**SCS 35GD**	**SCS 40GD**	**SCS 48GD**	**SCS 60GD**	**SCS 67GD**	**SCS 71GD**	**SCS 75GD**	**SCS 80GD**	**SCS 85GD**	**SCS 92GD**	**SCS 100GD**	**SCS 110GD**
TONS (LB)	0,8 - 1,5 *(1764 - 3307)*	1,5 - 2,0 *(3307 - 4409)*	2,0 - 3,0 *(4409 - 6614)*	3,0 - 4,0 *(6614 - 8818)*	4,0 - 6,0 *(8818 - 13228)*	6,0 - 7,5 *(13228 - 16535)*	7,5 - 9,0 *(16535 - 19842)*	9,0 - 12,0 *(19842 - 26455)*	12,0 - 14,0 *(26455 - 30865)*	12,0 - 14,0 *(26455 - 30865)*	14,0 - 18,0 *(30865 - 39683)*	18,0 - 22,0 *(39683 - 48502)*

ADAPTERS

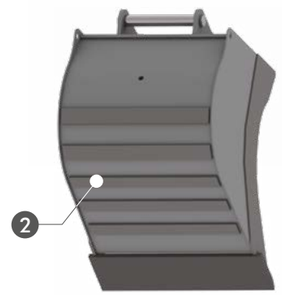

STANDARD TECHNICAL FEATURES

1. **ELONGATED PROFILE**
2. **REINFORCING STRIPS**
   THE HORIZONTAL REINFORCING STRIPS ON THE BUCKET'S REAR AND BOTTOM PROTECT THE BUCKET FROM WEAR AND INCREASE ITS RESISTANCE.
3. **HB400 CUTTING EDGE**
4. **DC TEETH DTE TEETH**

OPTIONAL

5. **HB500 WELDED ADDITIONAL CUTTING EDGE**
   RECOMMENDED TO WORK ON PARTICULARLY ABRASIVE SOILS.

SCS35 GD MACHINE WEIGHT 0,8 - 1,5 *(1764 - 3307 lb)*

ADAPTERS	AR15	CS10	CS10 JANUS PRO	CR15	CM20	S30-150	S30-180	CW00	CW05
	KG 7 *(LB 15)*	KG 10 *(LB 22)*	KG 10 *(LB 22)*	KG 10 *(LB 22)*	KG 10 *(LB 22)*	KG 6 *(LB 13)*	KG 8 *(LB 17)*	KG 5 *(LB 11)*	KG 9 *(LB 19)*

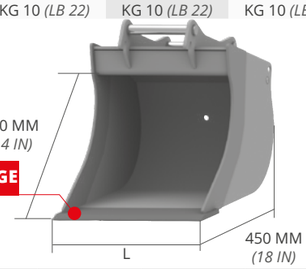

L MM *(IN)*	WEIGHT KG* *(LB*)*	CAP. SAE L *(GAL)*	TEETH N°	ADAPTERS
250 *(10)*	17 *(37)*	25 *(6,6)*	3	AF - AR - CS CR - S - CM CW - CS JANUS PRO
300 *(12)*	20 *(44)*	30 *(7,9)*	3	AF - AR - CS CR - S - CM CW - CS JANUS PRO
400 *(16)*	26 *(57)*	42 *(11,1)*	3	AF - AR - CS CR - S - CM CW - CS JANUS PRO
500 *(20)*	31 *(68)*	54 *(14,3)*	4	AF - AR - CS CR - S - CM CW - CS JANUS PRO

OPTIONAL

5

HB500 WELDED ADDITIONAL CUTTING EDGE

SCS40 GD MACHINE WEIGHT 1,5 - 2,0 *(3307 - 4409 lb)*

ADAPTERS	AR15	AR30	CS10	CS10 JANUS PRO	CR15	CR30	CM20	CM30	S30-150	S30-180	CW05
	KG 7 *(LB 15)*	KG 10 *(LB 22)*	KG 10 *(LB 22)*	KG 10 *(LB 22)*	KG 10 *(LB 22)*	KG 10 *(LB 28)*	KG 10 *(LB 22)*	KG 12 *(LB 26)*	KG 6 *(LB 13)*	KG 8 *(LB 17)*	KG 9 *(LB 19)*

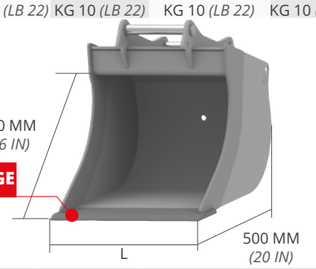

L MM *(IN)*	WEIGHT KG* *(LB*)*	CAP. SAE L *(GAL)*	TEETH N°	ADAPTERS
300 *(12)*	23 *(51)*	35 *(9,2)*	3	AF - AR - CS CR - S - CM CW - CS JANUS PRO
400 *(16)*	30 *(66)*	45 *(11,8)*	3	AF - AR - CS CR - S - CM CW - CS JANUS PRO
500 *(20)*	38 *(84)*	60 *(16,8)*	4	AF - AR - CS CR - S - CM CW - CS JANUS PRO
600 *(24)*	45 *(99)*	85 *(22,4)*	4	AF - AR - CS CR - S - CM CW - CS JANUS PRO

OPTIONAL

5

HB500 WELDED ADDITIONAL CUTTING EDGE

SCS48 GD MACHINE WEIGHT 2,0 - 3,0 *(4409 - 6614 lb)*

ADAPTERS	AR30	AR40	CS10	CS30	CS10 JANUS PRO	CS30 JANUS PRO	CR30	CR40	CM30	S30-150	S30-180	CW05
	KG 10 *(LB 22)*	KG 11 *(LB 24)*	KG 10 *(LB 22)*	KG 18 *(LB 39)*	KG 10 *(LB 22)*	KG 19 *(LB 41)*	KG 13 *(LB 28)*	KG 14 *(LB 30)*	KG 12 *(LB 26)*	KG 6 *(LB 13)*	KG 8 *(LB 17)*	KG 9 *(LB 19)*

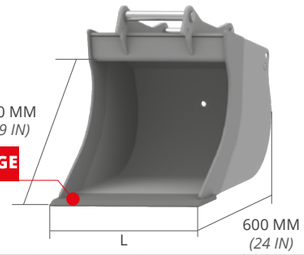

L MM *(IN)*	WEIGHT KG* *(LB*)*	CAP. SAE L *(GAL)*	TEETH N°	ADAPTERS
300 *(12)*	34 *(75)*	48 *(12,7)*	3	AF - AR - CS CR - S - CM CW - CS JANUS PRO
400 *(16)*	43 *(95)*	68 *(17,9)*	3	AF - AR - CS CR - S - CM CW - CS JANUS PRO
500 *(20)*	55 *(121)*	85 *(22,4)*	4	AF - AR - CS CR - S - CM CW - CS JANUS PRO
600 *(24)*	65 *(143)*	110 *(29,0)*	4	AF - AR - CS CR - S - CM CW - CS JANUS PRO
800 *(31)*	90 *(199)*	160 *(42,2)*	5	AF - AR - CS CR - S - CM CW - CS JANUS PRO

OPTIONAL

5

HB500 WELDED ADDITIONAL CUTTING EDGE

SCS60 GD MACHINE WEIGHT 3,0 - 4,0 *(6614 - 8818 lb)*

ADAPTERS	AR40	CS30	CS30 JANUS PRO	CR40	CM30	S40-200	CW05
	KG 11 *(LB 24)*	KG 18 *(LB 39)*	KG 19 *(LB 41)*	KG 14 *(LB 30)*	KG 12 *(LB 26)*	KG 15 *(LB 33)*	KG 9 *(LB 19)*

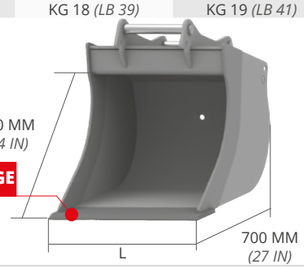

L MM *(IN)*	WEIGHT KG* *(LB*)*	CAP. SAE L *(GAL)*	TEETH N°	ADAPTERS
300 *(12)*	44 *(97)*	78 *(20,6)*	3	AF - AR - CS CR - S - CM CW - CS JANUS PRO
400 *(16)*	54 *(119)*	105 *(27,7)*	3	AF - AR - CS CR - S - CM CW - CS JANUS PRO
500 *(20)*	66 *(146)*	140 *(36,9)*	4	AF - AR - CS CR - S - CM CW - CS JANUS PRO
600 *(24)*	80 *(176)*	165 *(43,5)*	4	AF - AR - CS CR - S - CM CW - CS JANUS PRO
800 *(31)*	100 *(220)*	225 *(59,4)*	5	AF - AR - CS CR - S - CM CW - CS JANUS PRO

OPTIONAL

5

HB500 WELDED ADDITIONAL CUTTING EDGE

* weight of the tank excluding attachment

* weight of the tank excluding attachment

SCS67 GD MACHINE WEIGHT 4,0 - 6,0 *(8818 - 13228 lb)*

ADAPTERS	AR50	CS30	CS30 JANUS PRO	CS80	CR50	CM100	S40-200	CW10
	KG 17 *(LB 37)*	KG 18 *(LB 39)*	KG 19 *(LB 41)*	KG 44 *(LB 97)*	KG 22 *(LB 48)*	KG 35 *(LB 77)*	KG 15 *(LB 33)*	KG 23 *(LB 50)*

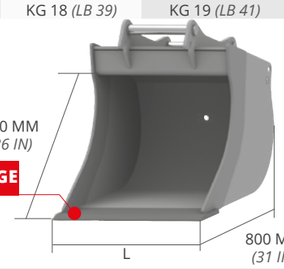

L MM *(IN)*	WEIGHT KG* *(LB*)*	CAP. SAE L *(GAL)*	TEETH N°	ADAPTERS
300 *(12)*	65 *(143)*	90 *(23,7)*	3	AF - AR - CS CR - S - CM CW - CS JANUS PRO
400 *(16)*	73 *(161)*	130 *(34,3)*	3	AF - AR - CS CR - S - CM CW - CS JANUS PRO
500 *(20)*	91 *(201)*	170 *(44,9)*	4	AF - AR - CS CR - S - CM CW - CS JANUS PRO
600 *(24)*	106 *(234)*	200 *(52,8)*	4	AF - AR - CS CR - S - CM CW - CS JANUS PRO
800 *(31)*	140 *(309)*	280 *(73,9)*	5	AF - AR - CS CR - S - CM CW - CS JANUS PRO

OPTIONAL

5

HB500 WELDED ADDITIONAL CUTTING EDGE

SCS71 GD MACHINE WEIGHT 6,0 - 7,5 *(13228 - 16535 lb)*

ADAPTERS	AR70	CS80	CS80 JANUS PRO	CR70	CM100	S45	S50	CW10
	KG 24 *(LB 52)*	KG 44 (LB 97)	KG 46 (LB 101)	KG 34 (LB 75)	KG 35 (LB 77)	KG 28 (LB 51)	KG 29 (LB 63)	KG 23 (LB 50)

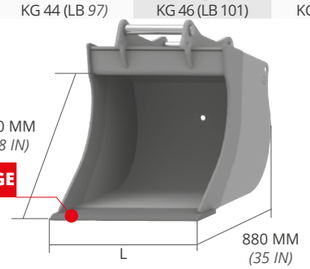

L MM *(IN)*	WEIGHT KG* *(LB*)*	CAP. SAE L *(GAL)*	TEETH N°	ADAPTERS
400 *(16)*	94 *(207)*	150 *(39,6)*	3	AF - AR - CS CR - S - CM CW - CS JANUS PRO
500 *(20)*	114 *(251)*	190 *(50,2)*	4	AF - AR - CS CR - S - CM CW - CS JANUS PRO
600 *(24)*	136 *(300)*	230 *(60,7)*	4	AF - AR - CS CR - S - CM CW - CS JANUS PRO
700 *(28)*	156 *(344)*	260 *(68,7)*	5	AF - AR - CS CR - S - CM CW - CS JANUS PRO
800 *(31)*	174 *(384)*	315 *(83,2)*	5	AF - AR - CS CR - S - CM CW - CS JANUS PRO

OPTIONAL

5

HB500 WELDED ADDITIONAL CUTTING EDGE

SCS75 GD MACHINE WEIGHT 7,5 - 9,0 *(16535 - 1982 lb)*

ADAPTERS	CS80	CS80 JANUS PRO	CR70	CM100	S45	S50	CW10
	KG 44 *(LB 97)*	KG 46 *(LB 101)*	KG 34 *(LB 75)*	KG 35 *(LB 77)*	KG 28 *(LB 61)*	KG 29 *(LB 63)*	KG 23 *(LB 50)*

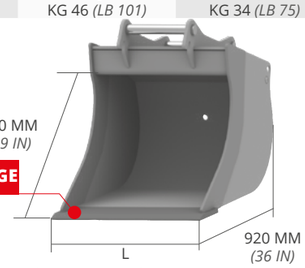

L MM *(IN)*	WEIGHT KG* *(LB*)*	CAP. SAE L *(GAL)*	TEETH N°	ADAPTERS
400 *(16)*	108 *(238)*	165 *(43,6)*	3	AF - CS CR - S - CM CW - CS JANUS PRO
500 *(20)*	128 *(282)*	210 *(55,4)*	4	AF - CS CR - S - CM CW - CS JANUS PRO
600 *(24)*	150 *(331)*	260 *(68,7)*	4	AF - CS CR - S - CM CW - CS JANUS PRO
700 *(28)*	175 *(386)*	300 *(79,2)*	5	AF - CS CR - S - CM CW - CS JANUS PRO
800 *(31)*	194 *(427)*	350 *(94,2)*	5	AF - CS CR - S - CM CW - CS JANUS PRO
1000 *(39)*	231 *(509)*	450 *(118,9)*	5	AF - CS CR - S - CM CW - CS JANUS PRO

* weight of the tank excluding attachment

OPTIONAL

5

HB500 WELDED ADDITIONAL CUTTING EDGE

SCS80 GD MACHINE WEIGHT 9,0 - 12,0 *(1982 - 26455 lb)*

ADAPTERS	CS80	CS80 JANUS PRO	CR70	CM100	CM180	S45	S50	CW10
	KG 44 *(LB 97)*	KG 46 *(LB 101)*	KG 34 *(LB 75)*	KG 35 *(LB 77)*	KG 66 *(LB 145)*	KG 28 *(LB 61)*	KG 29 *(LB 63)*	KG 23 *(LB 50)*

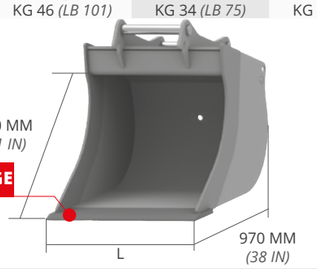

L MM *(IN)*	WEIGHT KG* *(LB*)*	CAP. SAE L *(GAL)*	TEETH N°	ADAPTERS
400 *(16)*	118 *(260)*	190 *(50,2)*	3	AF - CS CR - S - CM CW - CS JANUS PRO
500 *(20)*	135 *(298)*	245 *(64,7)*	3	AF - CS CR - S - CM CW - CS JANUS PRO
600 *(24)*	157 *(346)*	300 *(79,2)*	4	AF - CS CR - S - CM CW - CS JANUS PRO
700 *(28)*	185 *(408)*	350 *(92,4)*	4	AF - CS CR - S - CM CW - CS JANUS PRO
800 *(31)*	207 *(456)*	400 *(105,7)*	5	AF - CS CR - S - CM CW - CS JANUS PRO
1000 *(39)*	250 *(551)*	500 *(132,1)*	5	AF - CS CR - S - CM CW - CS JANUS PRO

* weight of the tank excluding attachment

OPTIONAL

5

HB500 WELDED ADDITIONAL CUTTING EDGE

SCS85 GD MIDI MACHINE WEIGHT 12,0 - 14,0 *(26455 - 30865 lb)*

ADAPTERS	CS100	CS100 JANUS PRO	CM180	S60	CW20
	KG 45 *(LB 99)*	KG 93 *(LB 205)*	KG 66 *(LB 145)*	KG 57 *(LB 125)*	KG 57 *(LB 126)*

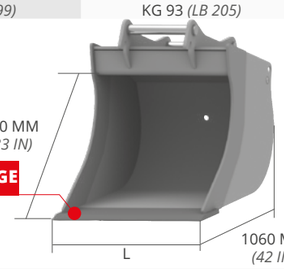

L MM *(IN)*	WEIGHT KG* *(LB*)*	CAP. SAE L *(GAL)*	TEETH N°	ADAPTERS
500 *(20)*	175 *(386)*	265 *(70,0)*	3	AF - S - CM CS - CW CS JANUS PRO
600 *(24)*	200 *(441)*	330 *(87,1)*	4	AF - S - CM CS - CW CS JANUS PRO
700 *(28)*	228 *(503)*	400 *(105,7)*	4	AF - S - CM CS - CW CS JANUS PRO
800 *(31)*	253 *(558)*	450 *(118,8)*	5	AF - S - CM CS - CW CS JANUS PRO
900 *(39)*	278 *(613)*	500 *(132,1)*	5	AF - S - CM CS - CW CS JANUS PRO
1000 *(39)*	305 *(672)*	580 *(153,2)*	5	AF - S - CM CS - CW CS JANUS PRO
1200 *(47)*	340 *(750)*	740 *(195,5)*	6	AF - S - CM CS - CW CS JANUS PRO

OPTIONAL

5

HB500 WELDED ADDITIONAL CUTTING EDGE

SCS100 GD MACHINE WEIGHT 14,0 - 18,0 t *(30865 - 39683 lb)*

ADAPTERS	CS100	CS100 JANUS PRO	CM180	S60	CW20
	KG 45 *(LB 99)*	KG 93 *(LB 205)*	KG 66 *(LB 145)*	KG 57 *(LB 125)*	KG 57 *(LB 126)*

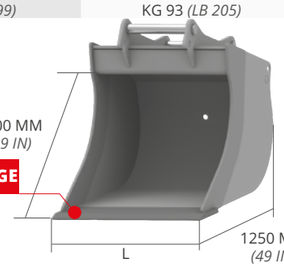

L MM *(IN)*	WEIGHT KG* *(LB*)*	CAP. SAE L *(GAL)*	TEETH N.	ADAPTERS
600 *(24)*	316 *(697)*	450 *(118,9)*	3	AF - S - CM CS - CW CS JANUS PRO
700 *(28)*	355 *(783)*	535 *(141,3)*	4	AF - S - CM CS - CW CS JANUS PRO
800 *(31)*	394 *(869)*	620 *(163,7)*	4	AF - S - CM CS - CW CS JANUS PRO
900 *(35)*	433 *(955)*	710 *(187,5)*	4	AF - S - CM CS - CW CS JANUS PRO
1000 *(39)*	472 *(1041)*	800 *(211,3)*	5	AF - S - CM CS - CW CS JANUS PRO
1200 *(47)*	550 *(1213)*	980 *(258,8)*	5	AF - S - CM CS - CW CS JANUS PRO

OPTIONAL

5

HB500 WELDED ADDITIONAL CUTTING EDGE

* weight of the tank excluding attachment

SCS92 GD EXCAVATOR MACHINE WEIGHT 12,0 - 14,0 *(26455 - 30865 lb)*

ADAPTERS	CS100	CS100 JANUS PRO	CM180	S60	CW20
	KG 45 *(LB 99)*	KG 93 *(LB 205)*	KG 66 *(LB 145)*	KG 57 *(LB 125)*	KG 57 *(LB 126)*

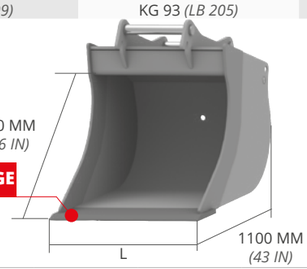

L MM *(IN)*	WEIGHT KG* *(LB*)*	CAP. SAE L *(GAL)*	TEETH N.	ADAPTERS
600 *(24)*	228 *(503)*	380 *(100,4)*	4	AF - S - CM CS - CW CS JANUS PRO
700 *(28)*	251 *(553)*	450 *(118,9)*	4	AF - S - CM CS - CW CS JANUS PRO
800 *(31)*	281 *(619)*	560 *(147,9)*	4	AF - S - CM CS - CW CS JANUS PRO
900 *(35)*	309 *(681)*	620 *(163,8)*	5	AF - S - CM CS - CW CS JANUS PRO
1000 *(39)*	350 *(772)*	700 *(184,9)*	5	AF - S - CM CS - CW CS JANUS PRO
1200 *(47)*	403 *(888)*	900 *(237,7)*	6	AF - S - CM CS - CW CS JANUS PRO

OPTIONAL

5

HB500 WELDED ADDITIONAL CUTTING EDGE

SCS110 GD MACHINE WEIGHT 18,0 - 22,0 t *(39683 - 48502 lb)*

ADAPTERS	CS100	CS100 JANUS PRO	CM180	S60	CW30
	KG 45 *(LB 99)*	KG 93 *(LB 205)*	KG 66 *(LB 145)*	KG 57 *(LB 125)*	KG 66 *(LB 145)*

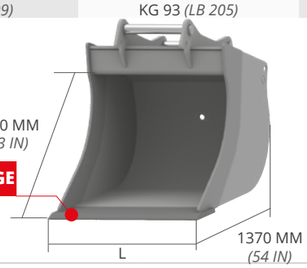

L MM *(IN)*	WEIGHT KG* *(LB*)*	CAP. SAE L *(GAL)*	TEETH N.	ADAPTERS
600 *(24)*	412 *(908)*	480 *(126,8)*	3	AF - S - CM CS - CW CS JANUS PRO
800 *(31)*	502 *(1107)*	690 *(182,3)*	4	AF - S - CM CS - CW CS JANUS PRO
1000 *(39)*	592 *(1305)*	900 *(237,7)*	5	AF - S - CM CS - CW CS JANUS PRO
1200 *(47)*	682 *(1504)*	1110 *(293,2)*	5	AF - S - CM CS - CW CS JANUS PRO
1300 *(52)*	727 *(1603)*	1220 *(322,2)*	6	AF - S - CM CS - CW CS JANUS PRO
1400 *(55)*	772 *(1702)*	1330 *(351,3)*	6	AF - S - CM CS - CW CS JANUS PRO

OPTIONAL

5

HB500 WELDED ADDITIONAL CUTTING EDGE

* weight of the tank excluding attachment

BS GD CABLE BUCKET GENERAL DUTY

SCANDINAVIA PROFILE

HB400

ITS ELONGATED PROFILE AVOIDS THAT THE GROUND STICKS TO THE BUCKET'S SIDE WALLS AND SIMPLIFIES THE DISCHARGE OF LOAMY AND WET MATERIALS. ITS HOLLOW SIDE WALLS HELP THE CROSSING OF GAS AND HYDRAULIC PIPES OR PLANTS, ETC. THE BLADE IS MADE OF HB400 FOR A HIGHER RESISTANCE TO WEAR.

MOD.	BS 35GD	BS 40GD	BS 48GD	BS 60GD	BS 67GD	BS 71GD	BS 75GD	BS 80GD	MIDI BS 85GD	EXCAVATOR BS 92GD	BS 100GD	BS 110GD
TONS (LB)	0,8 - 1,5 (1764 - 3307)	1,5 - 2,0 (3307 - 4409)	2,0 - 3,0 (4409 - 6614)	3,0 - 4,0 (6614 - 8818)	4,0 - 6,0 (8818 - 13228)	6,0 - 7,5 (13228 - 16535)	7,5 - 9,0 (16535 - 19842)	9,0 - 12,0 (19842 - 26455)	12,0 - 14,0 (26455 - 30865)	12,0 - 14,0 (26455 - 30865)	14,0 - 18,0 (30865 - 39683)	18,0 - 22,0 (39683 - 48502)

ADAPTERS

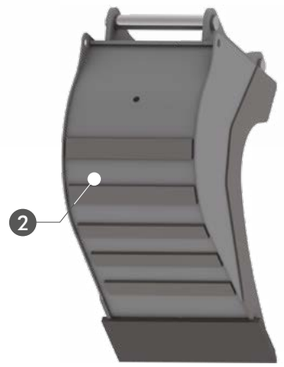

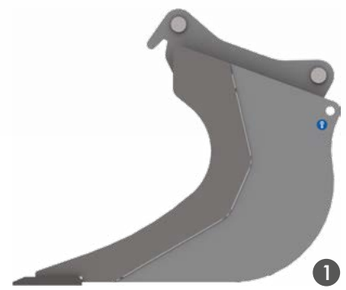

STANDARD TECHNICAL FEATURES

1 **ELONGATED PROFILE**

2 **REINFORCING STRIPS**

THE HORIZONTAL REINFORCING STRIPS ON THE BUCKET'S REAR AND BOTTOM PROTECT THE BUCKET FROM WEAR AND INCREASE ITS RESISTANCE.

3 **HB400 CUTTING EDGE**

4 **DC TEETH DTE TEETH**

OPTIONAL

5 **HB500 WELDED ADDITIONAL CUTTING EDGE**

RECOMMENDED TO WORK ON PARTICULARLY ABRASIVE SOILS.

BS35 GD

MACHINE WEIGHT 0,8 - 1,5 *(1764 - 3307 lb)*

ADAPTERS	AR15	CS10	CS10 JANUS PRO	CR15	CM20	S30-150	S30-180	CW00	CW05
	KG 7 *(LB 15)*	KG 10 *(LB 22)*	KG 10 *(LB 22)*	KG 10 *(LB 22)*	KG 10 *(LB 22)*	KG 6 *(LB 13)*	KG 8 *(LB 17)*	KG 5 *(LB 11)*	KG 9 *(LB 19)*

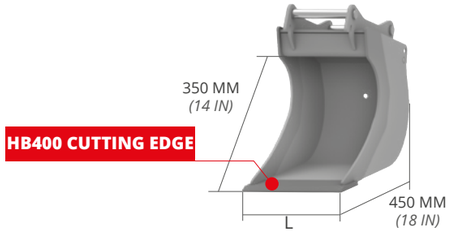

L MM *(IN)*	WEIGHT KG* *(LB*)*	CAP. SAE L *(GAL)*	TEETH N°	ADAPTERS
250 *(10)*	20 *(44)*	24 *(6,3)*	3	AF - AR - CS CR - S - CM CW - CS JANUS PRO
300 *(12)*	22 *(48)*	29 *(7,7)*	3	AF - AR - CS CR - S - CM CW - CS JANUS PRO
350 *(14)*	25 *(55)*	35 *(9,2)*	3	AF - AR - CS CR - S - CM CW - CS JANUS PRO
400 *(16)*	28 *(62)*	41 *(10,1)*	3	AF - AR - CS CR - S - CM CW - CS JANUS PRO

OPTIONAL

5
HB500 WELDED ADDITIONAL CUTTING EDGE

BS40 GD

MACHINE WEIGHT 1,5 - 2,0 *(3307 - 4409 lb)*

ADAPTERS	AR15	AR30	CS10	CS10 JANUS PRO	CR15	CR30	CM20	CM30	S30-150	S30-180	CW05
	KG 7 *(LB 15)*	KG 10 *(LB 22)*	KG 10 *(LB 22)*	KG 10 *(LB 22)*	KG 10 *(LB 22)*	KG 10 *(LB 28)*	KG 10 *(LB 22)*	KG 12 *(LB 26)*	KG 6 *(LB 13)*	KG 8 *(LB 17)*	KG 9 *(LB 19)*

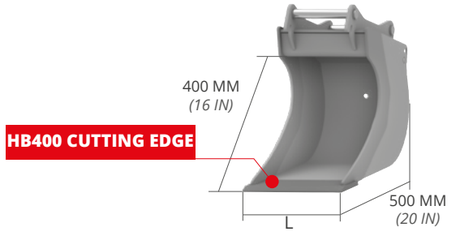

L MM *(IN)*	WEIGHT KG* *(LB*)*	CAP. SAE L *(GAL)*	TEETH N°	ADAPTERS
250 *(10)*	23 *(51)*	24 *(6,3)*	3	AF - AR - CS CR - S - CM CW - CS JANUS PRO
300 *(12)*	25 *(55)*	30 *(7,9)*	3	AF - AR - CS CR - S - CM CW - CS JANUS PRO
350 *(14)*	27 *(59)*	37 *(9,7)*	3	AF - AR - CS CR - S - CM CW - CS JANUS PRO
400 *(16)*	30 *(66)*	44 *(11,6)*	3	AF - AR - CS CR - S - CM CW - CS JANUS PRO

OPTIONAL

5
HB500 WELDED ADDITIONAL CUTTING EDGE

BS48 GD

MACHINE WEIGHT 2,0 - 3,0 *(4409 - 6614 lb)*

ADAPTERS	AR30	AR40	CS10	CS30	CS10 JANUS PRO	CS30 JANUS PRO	CR30	CR40	CM30	S30-150	S30-180	CW05
	KG 10 *(LB 22)*	KG 11 *(LB 24)*	KG 10 *(LB 22)*	KG 18 *(LB 39)*	KG 10 *(LB 22)*	KG 19 *(LB 41)*	KG 13 *(LB 28)*	KG 14 *(LB 30)*	KG 12 *(LB 26)*	KG 6 *(LB 13)*	KG 8 *(LB 17)*	KG 9 *(LB 19)*

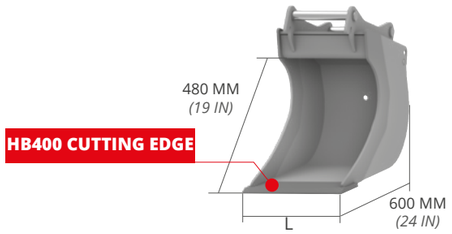

L MM *(IN)*	WEIGHT KG* *(LB*)*	CAP. SAE L *(GAL)*	TEETH N°	ADAPTERS
250 *(10)*	33 *(73)*	36 *(9,5)*	3	AF - AR - CS CR - S - CM CW - CS JANUS PRO
300 *(12)*	38 *(84)*	45 *(,)*	3	AF - AR - CS CR - S - CM CW - CS JANUS PRO
350 *(14)*	42 *(92)*	54 *(11,8)*	3	AF - AR - CS CR - S - CM CW - CS JANUS PRO
400 *(16)*	48 *(106)*	63 *(16,6)*	3	AF - AR - CS CR - S - CM CW - CS JANUS PRO
500 *(20)*	58 *(128)*	83 *(21,9)*	4	AF - AR - CS CR - S - CM CW - CS JANUS PRO

OPTIONAL

5
HB500 WELDED ADDITIONAL CUTTING EDGE

BS60 GD

MACHINE WEIGHT 3,0 - 4,0 *(6614 - 8818 lb)*

ADAPTERS	AR40	CS30	CS30 JANUS PRO	CR40	CM30	S40-200	CW05
	KG 11 *(LB 24)*	KG 18 *(LB 39)*	KG 19 *(LB 41)*	KG 14 *(LB 30)*	KG 12 *(LB 26)*	KG 15 *(LB 33)*	KG 9 *(LB 19)*

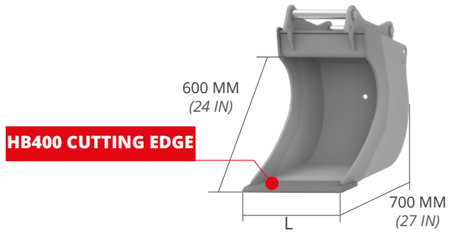

L MM *(IN)*	WEIGHT KG* *(LB*)*	CAP. SAE L *(GAL)*	TEETH N°	ADAPTERS
250 *(10)*	40 *(88)*	54 *(14,3)*	3	AF - AR - CS CR - S - CM CW - CS JANUS PRO
300 *(12)*	45 *(99)*	66 *(17,4)*	3	AF - AR - CS CR - S - CM CW - CS JANUS PRO
350 *(14)*	51 *(112)*	79 *(20,9)*	3	AF - AR - CS CR - S - CM CW - CS JANUS PRO
400 *(16)*	57 *(126)*	93 *(24,6)*	3	AF - AR - CS CR - S - CM CW - CS JANUS PRO
500 *(20)*	68 *(150)*	121 *(31,9)*	4	AF - AR - CS CR - S - CM CW - CS JANUS PRO

OPTIONAL

5
HB500 WELDED ADDITIONAL CUTTING EDGE

* weight of the tank excluding attachment

* weight of the tank excluding attachment

BS67 GD

MACHINE WEIGHT 4,0 - 6,0 *(8818 - 13228 lb)*

ADAPTERS	AR50	CS30	CS30 JANUS PRO	CS80	CR50	CM100	S40-200	CW10
	KG 17 *(LB 37)*	KG 18 *(LB 39)*	KG 19 *(LB 41)*	KG 44 *(LB 97)*	KG 22 *(LB 48)*	KG 35 *(LB 77)*	KG 15 *(LB 33)*	KG 23 *(LB 50)*

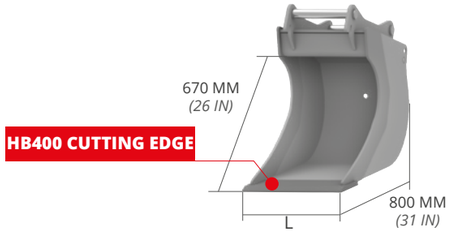

L MM *(IN)*	WEIGHT KG* *(LB*)*	CAP. SAE L *(GAL)*	TEETH N°	ADAPTERS
300 *(12)*	60 *(132)*	78 *(20,6)*	3	AF - AR - CS CR - S - CM CW - CS JANUS PRO
350 *(14)*	69 *(152)*	95 *(25,1)*	3	AF - AR - CS CR - S - CM CW - CS JANUS PRO
400 *(16)*	78 *(172)*	111 *(29,3)*	3	AF - AR - CS CR - S - CM CW - CS JANUS PRO
500 *(20)*	95 *(209)*	146 *(38,5)*	4	AF - AR - CS CR - S - CM CW - CS JANUS PRO

OPTIONAL

5

HB500 WELDED ADDITIONAL CUTTING EDGE

BS71 GD

MACHINE WEIGHT 6,0 - 7,5 *(13228 - 16535 lb)*

ADAPTERS	AR70	CS80	CS80 JANUS PRO	CR70	CM100	S45	S50	CW10
	KG 44 *(LB 97)*	KG 46 *(LB 101)*	KG 34 *(LB 75)*	KG 35 *(LB 77)*	KG 28 *(LB 61)*	KG 29 *(LB 63)*	KG 23 *(LB 50)*	

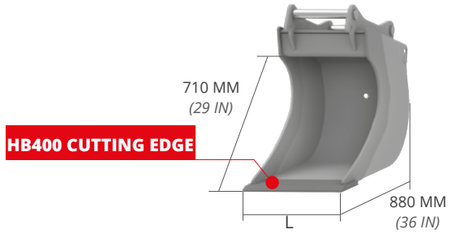

L MM *(IN)*	WEIGHT KG* *(LB*)*	CAP. SAE L *(GAL)*	TEETH N°	ADAPTERS
350 *(14)*	92 *(203)*	117 *(30,9)*	3	AF - AR - CS CR - S - CM CW - CS JANUS PRO
400 *(16)*	102 *(225)*	138 *(36,5)*	3	AF - AR - CS CR - S - CM CW - CS JANUS PRO
500 *(20)*	120 *(264)*	181 *(47,8)*	4	AF - AR - CS CR - S - CM CW - CS JANUS PRO
600 *(24)*	140 *(309)*	226 *(59,7)*	4	AF - AR - CS CR - S - CM CW - CS JANUS PRO

OPTIONAL

5

HB500 WELDED ADDITIONAL CUTTING EDGE

BS75 GD

MACHINE WEIGHT 7,5 - 9,0 *(16535 - 1982 lb)*

ADAPTERS	CS80	CS80 JANUS PRO	CR70	CM100	S45	S50	CW10
	KG 24 *(LB 52)*	KG 44 (LB *97)*	KG 46 (LB 101)	KG 34 (LB 75)	KG 35 (LB 77)	KG 28 (LB 51)	KG 29 (LB 63)	KG 23 (LB 50)

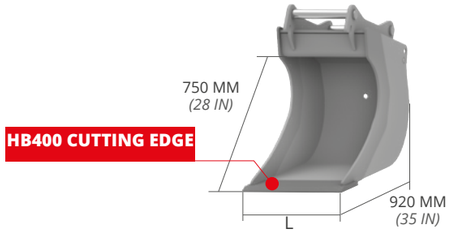

L MM *(IN)*	WEIGHT KG* *(LB*)*	CAP. SAE L *(GAL)*	TEETH N°	ADAPTERS
350 *(14)*	88 *(194)*	112 *(29,6)*	3	AF - CS CR - S - CM CW - CS JANUS PRO
400 *(16)*	96 *(212)*	132 *(34,9)*	3	AF - CS CR - S - CM CW - CS JANUS PRO
500 *(20)*	116 *(255)*	172 *(45,4)*	4	AF - CS CR - S - CM CW - CS JANUS PRO
600 *(24)*	133 *(293)*	215 *(56,7)*	4	AF - CS CR - S - CM CW - CS JANUS PRO

OPTIONAL

5

HB500 WELDED ADDITIONAL CUTTING EDGE

BS80 GD

MACHINE WEIGHT 9,0 - 12,0 *(1982 - 26455 lb)*

ADAPTERS	CS80	CS80 JANUS PRO	CR70	CM100	CM180	S45	S50	CW10
	KG 44 *(LB 97)*	KG 46 *(LB 101)*	KG 34 *(LB 75)*	KG 35 *(LB 77)*	KG 66 *(LB 145)*	KG 28 *(LB 61)*	KG 29 *(LB 63)*	KG 23 *(LB 50)*

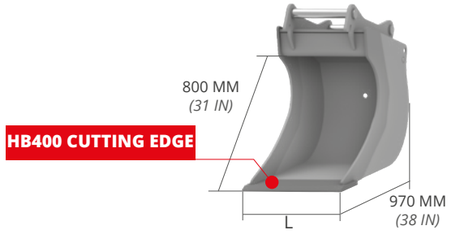

L MM *(IN)*	WEIGHT KG* *(LB*)*	CAP. SAE L *(GAL)*	TEETH N°	ADAPTERS
400 *(16)*	115 *(253)*	161 *(42,5)*	3	AF - CS CR - S - CM CW - CS JANUS PRO
500 *(20)*	140 *(309)*	210 *(55,4)*	3	AF - CS CR - S - CM CW - CS JANUS PRO
600 *(24)*	165 *(364)*	261 *(68,9)*	4	AF - CS CR - S - CM CW - CS JANUS PRO

OPTIONAL

5

HB500 WELDED ADDITIONAL CUTTING EDGE

* weight of the tank excluding attachment

* weight of the tank excluding attachment

BS85 GD MIDI

MACHINE WEIGHT 12,0 - 14,0 *(26455 - 30865 lb)*

ADAPTERS	CS100	CS100 JANUS PRO	CM180	S60	CW20
	KG 45 *(LB 99)*	KG 93 *(LB 205)*	KG 66 *(LB 145)*	KG 57 *(LB 125)*	KG 57 *(LB 126)*

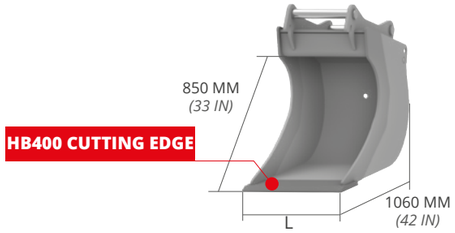

L MM *(IN)*	WEIGHT KG* *(LB*)*	CAP. SAE L *(GAL)*	TEETH N°	ADAPTERS
400 *(16)*	145 *(320)*	184 *(48,6)*	3	AF - S - CM CS - CW CS JANUS PRO
500 *(20)*	170 *(375)*	242 *(63,9)*	3	AF - S - CM CS - CW CS JANUS PRO
600 *(24)*	195 *(430)*	301 *(79,5)*	4	AF - S - CM CS - CW CS JANUS PRO

OPTIONAL

5
HB500 WELDED ADDITIONAL CUTTING EDGE

BS92 GD EXCAVATOR

MACHINE WEIGHT 12,0 - 14,0 *(26455 - 30865 lb)*

ADAPTERS	CS100	CS100 JANUS PRO	CM180	S60	CW20
	KG 45 *(LB 99)*	KG 93 *(LB 205)*	KG 66 *(LB 145)*	KG 57 *(LB 125)*	KG 57 *(LB 126)*

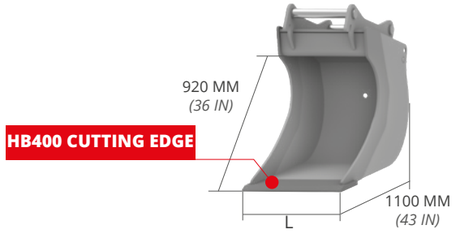

L MM *(IN)*	WEIGHT KG* *(LB*)*	CAP. SAE L *(GAL)*	TEETH N°	ADAPTERS
400 *(16)*	162 *(357)*	206 *(54,4)*	3	AF - S - CM CS - CW CS JANUS PRO
500 *(20)*	195 *(430)*	270 *(71,3)*	3	AF - S - CM CS - CW CS JANUS PRO
600 *(24)*	223 *(492)*	337 *(89,0)*	4	AF - S - CM CS - CW CS JANUS PRO

OPTIONAL

5
HB500 WELDED ADDITIONAL CUTTING EDGE

BS100 GD

MACHINE WEIGHT 14,0 - 18,0 t *(30865 - 39683 lb)*

ADAPTERS	CS100	CS100 JANUS PRO	CM180	S60	CW20
	KG 45 *(LB 99)*	KG 93 *(LB 205)*	KG 66 *(LB 145)*	KG 57 *(LB 125)*	KG 57 *(LB 126)*

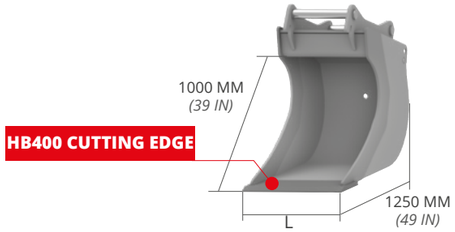

L MM *(IN)*	WEIGHT KG* *(LB*)*	CAP. SAE L *(GAL)*	TEETH N°	ADAPTERS
400 *(16)*	230 *(507)*	245 *(64,7)*	3	AF - S - CM CS - CW CS JANUS PRO
500 *(20)*	268 *(591)*	320 *(84,5)*	3	AF - S - CM CS - CW CS JANUS PRO
600 *(24)*	306 *(675)*	398 *(105,1)*	3	AF - S - CM CS - CW CS JANUS PRO

OPTIONAL

5
HB500 WELDED ADDITIONAL CUTTING EDGE

BS110 GD

MACHINE WEIGHT 18,0 - 22,0 t *(39683 - 48502 lb)*

ADAPTERS	CS100	CS100 JANUS PRO	CM180	S60	CW30
	KG 45 *(LB 99)*	KG 93 *(LB 205)*	KG 66 *(LB 145)*	KG 57 *(LB 125)*	KG 66 *(LB 145)*

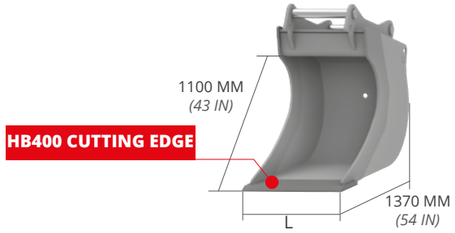

L MM *(IN)*	WEIGHT KG* *(LB*)*	CAP. SAE L *(GAL)*	TEETH N°	ADAPTERS
400 *(16)*	300 *(661)*	283 *(74,8)*	3	AF - S - CM CS - CW CS JANUS PRO
500 *(20)*	345 *(761)*	372 *(98,3)*	3	AF - S - CM CS - CW CS JANUS PRO
600 *(24)*	390 *(860)*	464 *(122,6)*	3	AF - S - CM CS - CW CS JANUS PRO

OPTIONAL

5
HB500 WELDED ADDITIONAL CUTTING EDGE

* weight of the tank excluding attachment

* weight of the tank excluding attachment

VS GD SKELETON BUCKET GENERAL DUTY

SCANDINAVIA PROFILE

HB400



ITS ELONGATED PROFILE AVOIDS THAT THE GROUND STICKS TO THE BUCKET'S SIDE WALLS AND SIMPLIFIES THE DISCHARGE OF LOAMY AND WET MATERIALS. ITS HOLLOW SIDE WALLS HELP THE CROSSING OF GAS AND HYDRAULIC PIPES OR PLANTS, ETC. THE BLADE IS MADE OF HB400 FOR A HIGHER RESISTANCE TO WEAR.

									MIDI	EXCAVATOR		
MOD.	VS 35GD	VS 40GD	VS 48GD	VS 60GD	VS 67GD	VS 71GD	VS 75GD	VS 80GD	VS 85GD	VS 92GD	VS 100GD	VS 110GD
TONS (LB)	0,8 - 1,5 (1764 - 3307)	1,5 - 2,0 (3307 - 4409)	2,0 - 3,0 (4409 - 6614)	3,0 - 4,0 (6614 - 8818)	4,0 - 6,0 (8818 - 13228)	6,0 - 7,5 (13228 - 16535)	7,5 - 9,0 (16535 - 19842)	9,0 - 12,0 (19842 - 26455)	12,0 - 14,0 (26455 - 30865)	12,0 - 14,0 (26455 - 30865)	14,0 - 18,0 (30865 - 39683)	18,0 - 22,0 (39683 - 48502)

ADAPTERS

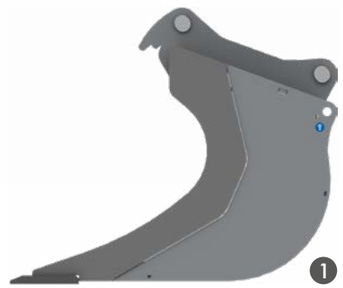

STANDARD TECHNICAL FEATURES

1. ELONGATED PROFILE
2. HB400 CUTTING EDGE
3. DC TEETH DTE TEETH

OPTIONAL

4. HB500 WELDED ADDITIONAL CUTTING EDGE

RECOMMENDED TO WORK ON PARTICULARLY ABRASIVE SOILS.

VS35 GD

MACHINE WEIGHT 0,8 - 1,5 *(1764 - 3307 lb)*

ADAPTERS	AR15	CS10	CS10 JANUS PRO	CR15	CM20	S30-150	S30-180	CW00	CW05
	KG 7 *(LB 15)*	KG 10 *(LB 22)*	KG 10 *(LB 22)*	KG 10 *(LB 22)*	KG 10 *(LB 22)*	KG 6 *(LB 13)*	KG 8 *(LB 17)*	KG 5 *(LB 11)*	KG 9 *(LB 19)*

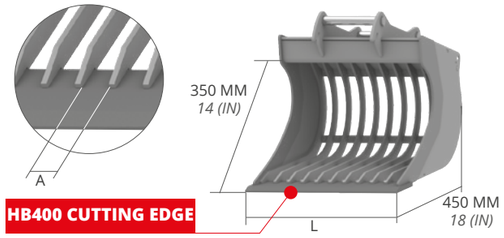

HB400 CUTTING EDGE

L MM *(IN)*	A MM *(IN)*	WEIGHT KG* *(LB*)*	CAP. SAE L *(GAL)*	TEETH N°	ADAPTERS
500 *(20)*	60 *(2,4)*	33 *(73)*	55 *(14,5)*	4	AF - AR - CS CR - S - CM CW - CS JANUS PRO
600 *(24)*	50 *(2,0)*	38 *(84)*	68 *(17,9)*	4	AF - AR - CS CR - S - CM CW - CS JANUS PRO

OPTIONAL

5
HB500 WELDED ADDITIONAL CUTTING EDGE

VS40 GD

MACHINE WEIGHT 1,5 - 2,0 *(3307 - 4409 lb)*

ADAPTERS	AR15	AR30	CS10	CS10 JANUS PRO	CR15	CR30	CM20	CM30	S30-150	S30-180	CW05
	KG 7 *(LB 15)*	KG 10 *(LB 22)*	KG 10 *(LB 22)*	KG 10 *(LB 22)*	KG 10 *(LB 22)*	KG 10 *(LB 28)*	KG 10 *(LB 22)*	KG 12 *(LB 26)*	KG 6 *(LB 13)*	KG 8 *(LB 17)*	KG 9 *(LB 19)*

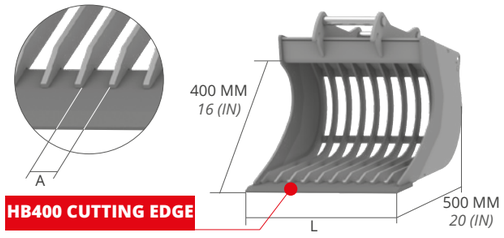

HB400 CUTTING EDGE

L MM *(IN)*	A MM *(IN)*	WEIGHT KG* *(LB*)*	CAP. SAE L *(GAL)*	TEETH N°	ADAPTERS
500 *(20)*	50 *(2,0)*	39 *(86)*	59 *(15,5)*	4	AF - AR - CS CR - S - CM CW - CS JANUS PRO
600 *(24)*	50 *(2,0)*	45 *(99)*	79 *(20,8)*	4	AF - AR - CS CR - S - CM CW - CS JANUS PRO

OPTIONAL

5
HB500 WELDED ADDITIONAL CUTTING EDGE

VS48 GD

MACHINE WEIGHT 2,0 - 3,0 *(4409 - 6614 lb)*

ADAPTERS	AR30	AR40	CS10	CS30	CS10 JANUS PRO	CS30 JANUS PRO	CR30	CR40	CM30	S30-150	S30-180	CW05
	KG 10 *(LB 22)*	KG 11 *(LB 24)*	KG 10 *(LB 22)*	KG 18 *(LB 39)*	KG 10 *(LB 22)*	KG 19 *(LB 41)*	KG 13 *(LB 28)*	KG 14 *(LB 30)*	KG 12 *(LB 26)*	KG 6 *(LB 13)*	KG 8 *(LB 17)*	KG 9 *(LB 19)*

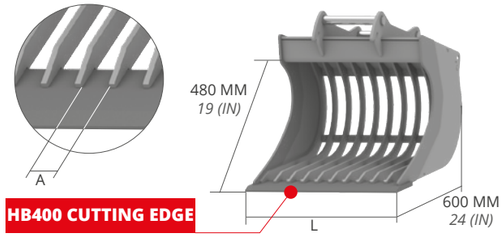

HB400 CUTTING EDGE

L MM *(IN)*	A MM *(IN)*	WEIGHT KG* *(LB*)*	CAP. SAE L *(GAL)*	TEETH N°	ADAPTERS
600 *(24)*	50 *(2,0)*	70 *(154)*	105 *(27,7)*	4	AF - AR - CS CR - S - CM CW - CS JANUS PRO
800 *(31)*	52 *(2,1)*	94 *(207)*	152 *(40,1)*	5	AF - AR - CS CR - S - CM CW - CS JANUS PRO

OPTIONAL

5
HB500 WELDED ADDITIONAL CUTTING EDGE

VS60 GD

MACHINE WEIGHT 3,0 - 4,0 *(6614 - 8818 lb)*

ADAPTERS	AR40	CS30	CS30 JANUS PRO	CR40	CM30	S40-200	CW05
	KG 11 *(LB 24)*	KG 18 *(LB 39)*	KG 19 *(LB 41)*	KG 14 *(LB 30)*	KG 12 *(LB 26)*	KG 15 *(LB 33)*	KG 9 *(LB 19)*

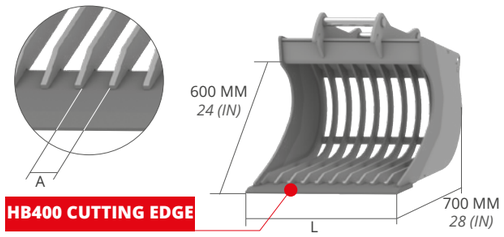

HB400 CUTTING EDGE

L MM *(IN)*	A MM *(IN)*	WEIGHT KG* *(LB*)*	CAP. SAE L *(GAL)*	TEETH N°	ADAPTERS
600 *(24)*	51 *(2,0)*	89 *(196)*	151 *39,9)*	4	AF - AR - CS CR - S - CM CW - CS JANUS PRO
700 *(28)*	55 *(2,2)*	99 *(218)*	184 *(48,6)*	5	AF - AR - CS CR - S - CM CW - CS JANUS PRO
800 *(31)*	52 *(2,1)*	113 *(249)*	222 *(58,6)*	5	AF - AR - CS CR - S - CM CW - CS JANUS PRO

OPTIONAL

5
HB500 WELDED ADDITIONAL CUTTING EDGE

* weight of the tank excluding attachment

* weight of the tank excluding attachment

VS67 GD

MACHINE WEIGHT 4,0 - 6,0 *(8818 - 13228 lb)*

ADAPTERS	AR50	CS30	CS30 JANUS PRO	CS80	CR50	CM100	S40-200	CW10
	KG 17 *(LB 37)*	KG 18 *(LB 39)*	KG 19 *(LB 41)*	KG 44 *(LB 97)*	KG 22 *(LB 48)*	KG 35 *(LB 77)*	KG 15 *(LB 33)*	KG 23 *(LB 50)*

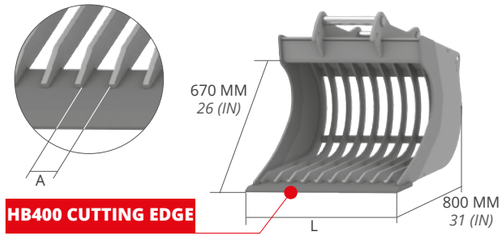

L MM *(IN)*	A MM *(IN)*	WEIGHT KG* *(LB*)*	CAP. SAE L *(GAL)*	TEETH N°	ADAPTERS
800 *(31)*	61 *(2,4)*	150 *(331)*	261 *(68,9)*	5	AF - AR - CS CR - S - CM CW - CS JANUS PRO
900 *(35)*	57 *(2,2)*	169 *(373)*	306 *(80,8)*	6	AF - AR - CS CR - S - CM CW - CS JANUS PRO
1000 *(39)*	60 *(2,4)*	184 *(406)*	351 *(92,7)*	6	AF - AR - CS CR - S - CM CW - CS JANUS PRO

OPTIONAL

5

HB500 WELDED ADDITIONAL CUTTING EDGE

VS71 GD

MACHINE WEIGHT 6,0 - 7,5 *(13228 - 16535 lb)*

ADAPTERS	AR70	CS80	CS80 JANUS PRO	CR70	CM100	S45	S50	CW10
	KG 24 *(LB 52)*	KG 44 (LB *97)*	KG 46 (LB 101)	KG 34 (LB 75)	KG 35 (LB 77)	KG 28 (LB 51)	KG 29 (LB 63)	KG 23 (LB 50)

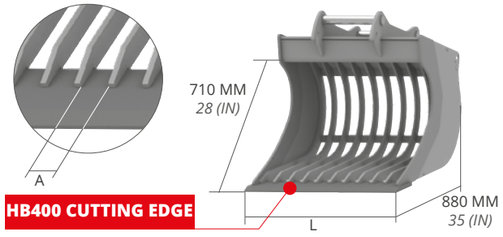

L MM *(IN)*	A MM *(IN)*	WEIGHT KG* *(LB*)*	CAP. SAE L *(GAL)*	TEETH N°	ADAPTERS
800 *(31)*	61 *(2,4)*	190 *(419)*	304 *(80,3)*	5	AF - AR - CS CR - S - CM CW - CS JANUS PRO
900 *(35)*	57 *(2,2)*	213 *(470)*	353 *(93,3)*	5	AF - AR - CS CR - S - CM CW - CS JANUS PRO
1000 *(39)*	60 *(2,4)*	232 *(511)*	410 *(108,3)*	5	AF - AR - CS CR - S - CM CW - CS JANUS PRO

OPTIONAL

5

HB500 WELDED ADDITIONAL CUTTING EDGE

VS75 GD

MACHINE WEIGHT 7,5 - 9,0 *(16535 - 1982 lb)*

ADAPTERS	CS80	CS80 JANUS PRO	CR70	CM100	S45	S50	CW10
	KG 44 *(LB 97)*	KG 46 *(LB 101)*	KG 34 *(LB 75)*	KG 35 *(LB 77)*	KG 28 *(LB 61)*	KG 29 *(LB 63)*	KG 23 *(LB 50)*

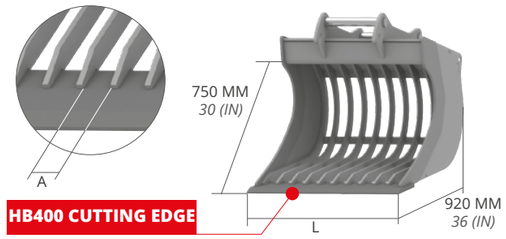

L MM *(IN)*	A MM *(IN)*	WEIGHT KG* *(LB*)*	CAP. SAE L *(GAL)*	TEETH N°	ADAPTERS
800 *(31)*	73 *(2,8)*	198 *(437)*	321 *(84,8)*	5	AF - CS CR - S - CM CW - CS JANUS PRO
900 *(35)*	74 *(2,9)*	218 *(481)*	372 *(98,3)*	5	AF - CS CR - S - CM CW - CS JANUS PRO
1000 *(39)*	75 *(2,9)*	240 *(529)*	427 *(112,8)*	5	AF - CS CR - S - CM CW - CS JANUS PRO

OPTIONAL

5

HB500 WELDED ADDITIONAL CUTTING EDGE

VS80 GD

MACHINE WEIGHT 9,0 - 12,0 *(1982 - 26455 lb)*

ADAPTERS	CS80	CS80 JANUS PRO	CR70	CM100	CM180	S45	S50	CW10
	KG 44 *(LB 97)*	KG 46 *(LB 101)*	KG 34 *(LB 75)*	KG 35 *(LB 77)*	KG 66 *(LB 145)*	KG 28 *(LB 61)*	KG 29 *(LB 63)*	KG 23 *(LB 50)*

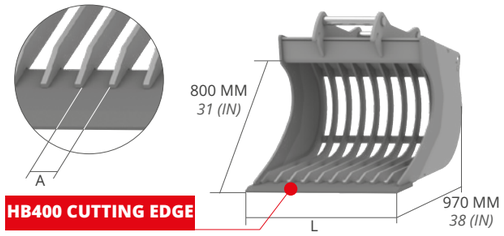

L MM *(IN)*	A MM *(IN)*	WEIGHT KG* *(LB*)*	CAP. SAE L *(GAL)*	TEETH N°	ADAPTERS
1000 *(39)*	75 *(2,9)*	274 *(604)*	479 *(126,5)*	5	AF - CS CR - S - CM CW - CS JANUS PRO
1100 *(43)*	76 *(3,0)*	297 *(655)*	539 *(142,3)*	5	AF - CS CR - S - CM CW - CS JANUS PRO
1200 *(47)*	77 *(3,0)*	320 *(705)*	610 *(161,1)*	6	AF - CS CR - S - CM CW - CS JANUS PRO

OPTIONAL

5

HB500 WELDED ADDITIONAL CUTTING EDGE

* weight of the tank excluding attachment

* weight of the tank excluding attachment

VS85 GD MIDI

MACHINE WEIGHT 12,0 - 14,0 *(26455 - 30865 lb)*

ADAPTERS	CS100	CS100 JANUS PRO	CM180	S60	CW20
	KG 45 *(LB 99)*	KG 93 *(LB 205)*	KG 66 *(LB 145)*	KG 57 *(LB 125)*	KG 57 *(LB 126)*

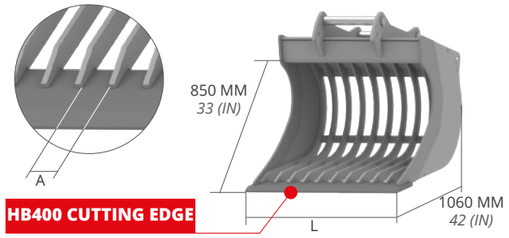

L MM *(IN)*	A MM *(IN)*	WEIGHT KG* *(LB*)*	CAP. SAE L *(GAL)*	TEETH N°	ADAPTERS
1000 *(39)*	80 *(3,1)*	320 *(705)*	562 *(148,5)*	5	AF - S - CM
					CS - CW
					CS JANUS PRO
1200 *(47)*	80 *(3,1)*	375 *(827)*	723 *(191,0)*	6	AF - S - CM
					CS - CW
					CS JANUS PRO
1300 *(51)*	80 *(3,1)*	402 *(886)*	803 *(212,1)*	6	AF - S - CM
					CS - CW
					CS JANUS PRO

OPTIONAL

5
HB500 WELDED ADDITIONAL CUTTING EDGE

VS92 GD EXCAVATOR

MACHINE WEIGHT 12,0 - 14,0 *(26455 - 30865 lb)*

ADAPTERS	CS100	CS100 JANUS PRO	CM180	S60	CW20
	KG 45 *(LB 99)*	KG 93 *(LB 205)*	KG 66 *(LB 145)*	KG 57 *(LB 125)*	KG 57 *(LB 126)*

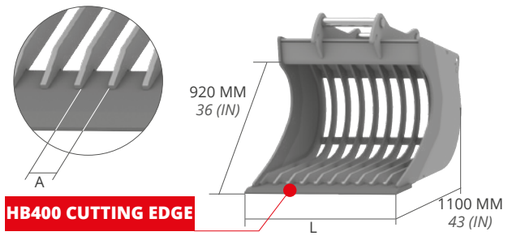

L MM *(IN)*	A MM *(IN)*	WEIGHT KG* *(LB*)*	CAP. SAE L *(GAL)*	TEETH N°	ADAPTERS
1200 *(47)*	80 *(3,1)*	416 *(917)*	783 *(206,8)*	5	AF - S - CM
					CS - CW
					CS JANUS PRO
1300 *(51)*	80 *(3,1)*	438 *(965)*	878 *(231,9)*	6	AF - S - CM
					CS - CW
					CS JANUS PRO
1400 *(55)*	80 *(3,1)*	460 *(1014)*	973 *(257,0)*	6	AF - S - CM
					CS - CW
					CS JANUS PRO

OPTIONAL

5
HB500 WELDED ADDITIONAL CUTTING EDGE

VS100 GD

MACHINE WEIGHT 14,0 - 18,0 t *(30865 - 39683 lb)*

ADAPTERS	CS100	CS100 JANUS PRO	CM180	S60	CW20
	KG 45 *(LB 99)*	KG 93 *(LB 205)*	KG 66 *(LB 145)*	KG 57 *(LB 125)*	KG 57 *(LB 126)*

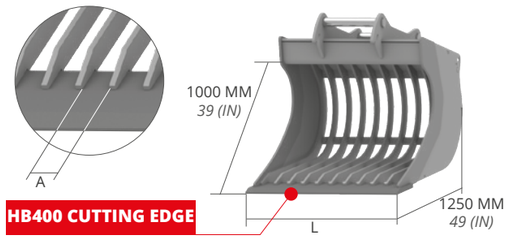

L MM *(IN)*	A MM *(IN)*	WEIGHT KG* *(LB*)*	CAP. SAE L *(GAL)*	TEETH N°	ADAPTERS
1200 *(47)*	100 *(3,9)*	570 *(1257)*	909 *(240,1)*	5	AF - S - CM
					CS - CW
					CS JANUS PRO
1300 *(51)*	100 *(3,9)*	615 *(1356)*	1004 *(265,2)*	6	AF - S - CM
					CS - CW
					CS JANUS PRO
1400 *(55)*	100 *(3,9)*	660 *(1455)*	1108 *(292,7)*	6	AF - S - CM
					CS - CW
					CS JANUS PRO

OPTIONAL

5
HB500 WELDED ADDITIONAL CUTTING EDGE

VS110 GD

MACHINE WEIGHT 18,0 - 22,0 t *(39683 - 48502 lb)*

ADAPTERS	CS100	CS100 JANUS PRO	CM180	S60	CW30
	KG 45 *(LB 99)*	KG 93 *(LB 205)*	KG 66 *(LB 145)*	KG 57 *(LB 125)*	KG 66 *(LB 145)*

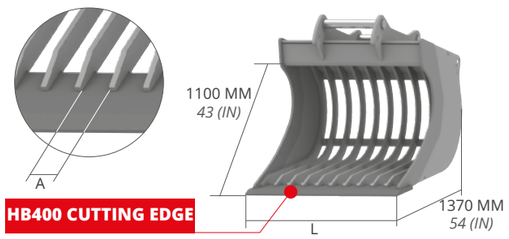

L MM *(IN)*	A MM *(IN)*	WEIGHT KG* *(LB*)*	CAP. SAE L *(GAL)*	TEETH N°	ADAPTERS
1200 *(47)*	100 *(3,9)*	670 *(1477)*	1064 *(281,1)*	5	AF - S - CM
					CS - CW
					CS JANUS PRO
1300 *(51)*	100 *(3,9)*	720 *(1587)*	1173 *(309,9)*	6	AF - S - CM
					CS - CW
					CS JANUS PRO
1400 *(55)*	100 *(3,9)*	770 *(1698)*	1288 *(340,3)*	6	AF - S - CM
					CS - CW
					CS JANUS PRO

OPTIONAL

5
HB500 WELDED ADDITIONAL CUTTING EDGE

* weight of the tank excluding attachment

* weight of the tank excluding attachment

SPS 8°GD DITCH CLEANING BUCKET 8° GENERAL DUTY

SCANDINAVIA PROFILE

HB400

THE SPECIAL HOLLOW PROFILE MAKES IT SUITABLE FOR A COMBINED USAGE WITH THE ROTOTWIST SYSTEM. THE 8° CONE-SHAPE REAR FORM ENABLES THE BUCKET TO ROTATE INSIDE THE EXCAVATION AREA WITHOUT SPOILING IT. THE BLADE IS MADE OF HB400 FOR A HIGHER RESISTANCE TO WEAR.

THE INSTALLATION OF BEZELS IS HIGHLY RECOMMENDED FOR BUCKETS WIDER THAN 1400 MM, IN ORDER TO AVOID DAMAGES TO THE BUCKET IN CASE OF HEAVY DUTY JOBS OR WITH PARTICULARLY HARD TERRAINS:

- **WIDTH FROM 1400 TO 1500 MM: NR. 1 BEZEL**
- **WIDTH FROM 1600 TO 1600 MM: NR. 2 BEZELS**
- **WIDTH FROM 1800 TO 2200 MM: NR. 3 BEZELS**

							MIDI	EXCAVATOR	
MOD.	**SPS 30 8°GD**	**SPS 35 8°GD**	**SPS 40 8°GD**	**SPS 45 8°GD**	**SPS 50 8°GD**	**SPS 55 8°GD**	**SPS 60 8°GD**	**SPS 65 8°GD**	**SPS 70 8°GD**
TONS *(LB)*	0,8 - 1,5 *(1764 - 3307)*	1,5 - 2,0 *(3307 - 4409)*	2,0 - 3,0 *(4409 - 6614)*	3,0 - 4,0 *(6614 - 8818)*	4,0 - 6,0 *(8818 - 13228)*	6,0 - 7,5 *(13228 - 16535)*	7,5 - 12,0 *(16535 - 26456)*	12,0 - 18,0 *(26456 - 39683)*	18,0 - 22,0 *(39683 - 48502)*

ADAPTERS



STANDARD TECHNICAL FEATURES

1 **ELONGATED PROFILE**

2 **REINFORCING STRIPS**

THE HORIZONTAL REINFORCING STRIPS ON THE BUCKET'S REAR AND BOTTOM PROTECT THE BUCKET FROM WEAR AND INCREASE ITS RESISTANCE.

3 **HB400 CUTTING EDGE**

4 **8° CONE SHAPE**

OPTIONAL

5 **BEZEL**

IT ENSURES A HIGHER STRUCTURAL RESISTANCE. HIGHLY RECOMMENDED WITH BUCKETS 1400MM WIDE OR MORE.

6 **REAR RAZOR**

WHEN THE MACHINE'S ARM IS KEPT CLOSED, IT ALLOWS TO FINISH SURFACES EVENLY.

7 **HB500 WELDED ADDITIONAL CUTTING EDGE**

RECOMMENDED TO WORK ON PARTICULARLY ABRASIVE SOILS.

SPS30 8°GD

MACHINE WEIGHT 0,8 - 1,5 *(1764 - 3307 lb)*

ADAPTERS	AR15	CS10	CS10 JANUS PRO	CR15	CM20	S30-150	S30-180	CW00	CW05
	KG 7 *(LB 15)*	KG 10 *(LB 22)*	KG 10 *(LB 22)*	KG 10 *(LB 22)*	KG 10 *(LB 22)*	KG 6 *(LB 13)*	KG 8 *(LB 17)*	KG 5 *(LB 11)*	KG 9 *(LB 19)*

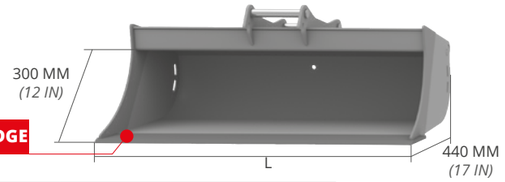

HB400 CUTTING EDGE

L MM *(IN)*	WEIGHT KG* *(LB*)*	CAP. SAE L *(GAL)*	ADAPTERS
600 *(24)*	29 *(64)*	42 *(11,1)*	AF - AR - CS
			CR - S - CM
			CW - CS JANUS PRO
700 *(28)*	34 *(75)*	50 *(13,2)*	AF - AR - CS
			CR - S - CM
			CW - CS JANUS PRO
800 *(31)*	38 *(84)*	58 *(22,4)*	AF - AR - CS
			CR - S - CM
			CW - CS JANUS PRO

OPTIONAL

6	7
REAR RAZOR	HB500 WELDED ADDITIONAL CUTTING EDGE

SPS35 8°GD

MACHINE WEIGHT 1,5 - 2,0 *(3307 - 4409 lb)*

ADAPTERS	AR15	AR30	CS10	CS10 JANUS PRO	CR15	CR30	CM20	CM30	S30-150	S30-180	CW05
	KG 7 *(LB 15)*	KG 10 *(LB 22)*	KG 10 *(LB 22)*	KG 10 *(LB 22)*	KG 10 *(LB 22)*	KG 10 *(LB 22)*	KG 10 *(LB 22)*	KG 12 *(LB 26)*	KG 6 *(LB 13)*	KG 8 *(LB 17)*	KG 9 *(LB 19)*



HB400 CUTTING EDGE

L MM *(IN)*	WEIGHT KG* *(LB*)*	CAP. SAE L *(GAL)*	ADAPTERS
800 *(31)*	47 *(104)*	75 *(19,8)*	AF - AR - CS
			CR - S - CM
			CW - CS JANUS PRO
900 *(35)*	52 *(115)*	85 *(22,4)*	AF - AR - CS
			CR - S - CM
			CW - CS JANUS PRO
1000 *(39)*	58 *(128)*	95 *(25,1)*	AF - AR - CS
			CR - S - CM
			CW - CS JANUS PRO
1200 *(47)*	70 *(154)*	115 *(30,4)*	AF - AR - CS
			CR - S - CM
			CW - CS JANUS PRO

OPTIONAL

6	7
REAR RAZOR	HB500 WELDED ADDITIONAL CUTTING EDGE

SPS40 8°GD

MACHINE WEIGHT 2,0 - 3,0 *(4409 - 6614 lb)*

ADAPTERS	AR30	AR40	CS10	CS30	CS10 JANUS PRO	CS30 JANUS PRO	CR30	CR40	CM30	S30-150	S30-180	CW05
	KG 10 *(LB 22)*	KG 11 *(LB 24)*	KG 10 *(LB 22)*	KG 18 *(LB 39)*	KG 10 *(LB 22)*	KG 19 *(LB 41)*	KG 13 *(LB 28)*	KG 14 *(LB 30)*	KG 12 *(LB 26)*	KG 6 *(LB 13)*	KG 8 *(LB 17)*	KG 9 *(LB 19)*



HB400 CUTTING EDGE

L MM *(IN)*	WEIGHT KG* *(LB*)*	CAP. SAE L *(GAL)*	ADAPTERS
1000 *(39)*	78 *(172)*	115 *(30,4)*	AF - AR - CS
			CR - S - CM
			CW - CS JANUS PRO
1100 *(43)*	86 *(189)*	129 *(34,1)*	AF - AR - CS
			CR - S - CM
			CW - CS JANUS PRO
1200 *(47)*	93 *(205)*	143 *(37,8)*	AF - AR - CS
			CR - S - CM
			CW - CS JANUS PRO
1400 *(55)*	109 *(240)*	157 *(41,5)*	AF - AR - CS
			CR - S - CM
			CW - CS JANUS PRO

OPTIONAL

6	7
REAR RAZOR	HB500 WELDED ADDITIONAL CUTTING EDGE

SPS45 8°GD

MACHINE WEIGHT 3,0 - 4,0 *(6614 - 8818 lb)*

ADAPTERS	AR40	CS30	CS30 JANUS PRO	CR40	CM30	S40-200	CW05
	KG 11 *(LB 24)*	KG 18 *(LB 39)*	KG 19 *(LB 41)*	KG 14 *(LB 30)*	KG 12 *(LB 26)*	KG 15 *(LB 33)*	KG 9 *(LB 19)*



HB400 CUTTING EDGE

L MM *(IN)*	WEIGHT KG* *(LB*)*	CAP. SAE L *(GAL)*	ADAPTERS
1000 *(39)*	95 *(209)*	132 *(34,9)*	AF - AR - CS
			CR - S - CM
			CW - CS JANUS PRO
1100 *(43)*	104 *(229)*	150 *(39,6)*	AF - AR - CS
			CR - S - CM
			CW - CS JANUS PRO
1200 *(47)*	110 *(242)*	168 *(44,4)*	AF - AR - CS
			CR - S - CM
			CW - CS JANUS PRO
1400 *(55)*	131 *(289)*	204 *(53,9)*	AF - AR - CS
			CR - S - CM
			CW - CS JANUS PRO
1500 *(59)*	142 *(313)*	222 *(58,6)*	AF - AR - CS
			CR - S - CM
			CW - CS JANUS PRO

OPTIONAL

6	7
REAR RAZOR	HB500 WELDED ADDITIONAL CUTTING EDGE

* weight of the tank excluding attachment

SPS50 8°GD

MACHINE WEIGHT 4,0 - 6,0 *(8818 - 13228 lb)*

ADAPTERS	AR50	CS30	CS30 JANUS PRO	CS80	CR50	CM100	S40-200	CW10
	KG 17 *(LB 37)*	KG 18 *(LB 39)*	KG 19 *(LB 41)*	KG 44 *(LB 97)*	KG 22 *(LB 48)*	KG 35 *(LB 77)*	KG 15 *(LB 33)*	KG 23 *(LB 50)*

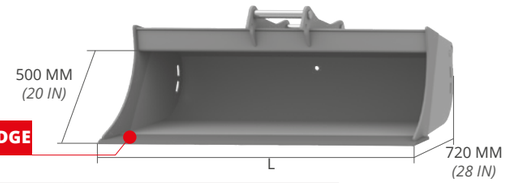

HB400 CUTTING EDGE

L MM *(IN)*	WEIGHT KG* *(LB*)*	CAP. SAE L *(GAL)*	ADAPTERS
1200 *(47)*	141 *(311)*	210 *(55,5)*	AF - AR - CS CR - S - CM CW - CS JANUS PRO
1300 *(51)*	152 *(335)*	230 *(60,8)*	AF - AR - CS CR - S - CM CW - CS JANUS PRO
1400 *(55)*	163 *(359)*	250 *(66,0)*	AF - AR - CS CR - S - CM CW - CS JANUS PRO
1600 *(63)*	185 *(408)*	290 *(76,7)*	AF - AR - CS CR - S - CM CW - CS JANUS PRO

OPTIONAL

5	6	7
BEZEL	REAR RAZOR	HB500 WELDED ADDITIONAL CUTTING EDGE

SPS55 8°GD

MACHINE WEIGHT 6,0 - 7,5 *(13228 - 16535 lb)*

ADAPTERS	AR70	CS80	CS80 JANUS PRO	CR70	CM100	S45	S50	CW10
	KG 24 *(LB 52)*	KG 44 (LB 97)	KG 46 (LB 101)	KG 34 (LB 75)	KG 35 (LB 77)	KG 28 (LB 51)	KG 29 (LB 63)	KG 23 (LB 50)



HB400 CUTTING EDGE

L MM *(IN)*	WEIGHT KG* *(LB*)*	CAP. SAE L *(GAL)*	ADAPTERS
1300 *(51)*	184 *(406)*	300 *(79,2)*	AF - AR - CS CR - S - CM CW - CS JANUS PRO
1400 *(55)*	198 *(437)*	325 *(85,6)*	AF - AR - CS CR - S - CM CW - CS JANUS PRO
1500 *(59)*	212 *(467)*	350 *(92,4)*	AF - AR - CS CR - S - CM CW - CS JANUS PRO
1600 *(63)*	225 *(496)*	375 *(99,1)*	AF - AR - CS CR - S - CM CW - CS JANUS PRO
1800 *(71)*	252 *(556)*	425 *(112,3)*	AF - AR - CS CR - S - CM CW - CS JANUS PRO

OPTIONAL

5	6	7
BEZEL	REAR RAZOR	HB500 WELDED ADDITIONAL CUTTING EDGE

SPS60 8°GD MIDI

MACHINE WEIGHT 7,5 - 12,0 *(16535 - 26456 lb)*

ADAPTERS	CS80	CS80 JANUS PRO	CR70	CM100	S45	S50	CW10
	KG 44 *(LB 97)*	KG 46 *(LB 101)*	KG 34 *(LB 75)*	KG 35 *(LB 77)*	KG 28 *(LB 61)*	KG 29 *(LB 63)*	KG 23 *(LB 50)*



HB400 CUTTING EDGE

L MM *(IN)*	WEIGHT KG* *(LB*)*	CAP. SAE L *(GAL)*	ADAPTERS
1400 *(55)*	224 *(494)*	360 *(95,1)*	AF - CS CR - S - CM CW - CS JANUS PRO
1500 *(59)*	239 *(527)*	400 *(105,7)*	AF - CS CR - S - CM CW - CS JANUS PRO
1600 *(63)*	254 *(560)*	430 *(113,6)*	AF - CS CR - S - CM CW - CS JANUS PRO
1800 *(71)*	282 *(622)*	490 *(129,4)*	AF - CS CR - S - CM CW - CS JANUS PRO
2000 *(79)*	317 *(699)*	550 *(145,3)*	AF - CS CR - S - CM CW - CS JANUS PRO

OPTIONAL

5	6	7
BEZEL	REAR RAZOR	HB500 WELDED ADDITIONAL CUTTING EDGE

* weight of the tank excluding attachment

SPS65 8°GD EXCAVATOR

MACHINE WEIGHT 12,0 - 18,0 t *(26456 - 39683 lb)*

ADAPTERS	CS100	CS100 JANUS PRO	CM180	S60	CW20
	KG 45 *(LB 99)*	KG 93 *(LB 205)*	KG 66 *(LB 145)*	KG 57 *(LB 125)*	KG 57 *(LB 126)*



HB400 CUTTING EDGE

L MM *(IN)*	WEIGHT KG* *(LB*)*	CAP. SAE L *(GAL)*	ADAPTERS
1400 *(55)*	291 *(642)*	466 *(123,1)*	AF - S - CM CS - CW CS JANUS PRO
1500 *(59)*	312 *(688)*	500 *(132,1)*	AF - S - CM CS - CW CS JANUS PRO
1600 *(63)*	332 *(732)*	534 *(141,1)*	AF - S - CM CS - CW CS JANUS PRO
1800 *(71)*	373 *(822)*	602 *(159,1)*	AF - S - CM CS - CW CS JANUS PRO
2000 *(79)*	413 *(911)*	670 *(176,1)*	AF - S - CM CS - CW CS JANUS PRO

OPTIONAL

5	6	7
BEZEL	REAR RAZOR	HB500 WELDED ADDITIONAL CUTTING EDGE

* weight of the tank excluding attachment

SPS70 8°GD MACHINE WEIGHT 18,0 - 22,0 t *(39683 - 48502 lb)*

ADAPTERS	CS100	CS100 JANUS PRO	CM180	S60	CW30
	KG 45 *(LB 99)*	KG 93 *(LB 205)*	KG 66 *(LB 145)*	KG 57 *(LB 125)*	KG 66 *(LB 145)*



HB400 CUTTING EDGE

L MM *(IN)*	WEIGHT KG* *(LB*)*	CAP. SAE L *(GAL)*	ADAPTERS
1500 *(59)*	385 *(849)*	600 *(158,5)*	AF - S - CM
			CS - CW
			CS JANUS PRO
1600 *(63)*	410 *(904)*	640 *(169,1)*	AF - S - CM
			CS - CW
			CS JANUS PRO
1800 *(71)*	460 *(1014)*	720 *(190,2)*	AF - S - CM
			CS - CW
			CS JANUS PRO
2000 *(79)*	508 *(1120)*	800 *(211,3)*	AF - S - CM
			CS - CW
			CS JANUS PRO
2200 *(87)*	554 *(1221)*	880 *(232,5)*	AF - S - CM
			CS - CW
			CS JANUS PRO

OPTIONAL

5	6	7
BEZEL	REAR RAZOR	HB500 WELDED ADDITIONAL CUTTING EDGE

* weight of the tank excluding attachment

SPS 25°GD DITCH CLEANING BUCKET 25° GENERAL DUTY

SCANDINAVIA PROFILE

HB400

THE SPECIAL 25° HOLLOW PROFILE MAKES IT SUITABLE FOR A COMBINED USAGE WITH THE ROTOTWIST SYSTEM. THE 8° CONE-SHAPE REAR FORM ENABLES THE BUCKET TO ROTATE INSIDE THE EXCAVATION AREA WITHOUT SPOILING IT. THE BLADE IS MADE OF HB400 FOR A HIGHER RESISTANCE TO WEAR.

THE INSTALLATION OF BEZELS IS HIGHLY RECOMMENDED FOR BUCKETS WIDER THAN 1400 MM, IN ORDER TO AVOID DAMAGES TO THE BUCKET IN CASE OF HEAVY DUTY JOBS OR WITH PARTICULARLY HARD TERRAINS:

- **WIDTH FROM 1400 TO 1500 MM: NR. 1 BEZEL**
- **WIDTH FROM 1600 TO 1600 MM: NR. 2 BEZELS**
- **WIDTH FROM 1800 TO 2200 MM: NR. 3 BEZELS**

							MIDI	EXCAVATOR	
MOD.	**SPS 30 25°GD**	**SPS 35 25°GD**	**SPS 40 25°GD**	**SPS 45 25°GD**	**SPS 50 25°GD**	**SPS 55 25°GD**	**SPS 60 25°GD**	**SPS 65 25°GD**	**SPS 70 25°GD**
TONS (LB)	0,8 - 1,5 *(1764 - 3307)*	1,5 - 2,0 *(3307 - 4409)*	2,0 - 3,0 *(4409 - 6614)*	3,0 - 4,0 *(6614 - 8818)*	4,0 - 6,0 *(8818 - 13228)*	6,0 - 7,5 *(13228 - 16535)*	7,5 - 12,0 *(16535 - 26456)*	12,0 - 18,0 *(26456 - 39683)*	18,0 - 22,0 *(39683 - 48502)*

ADAPTERS

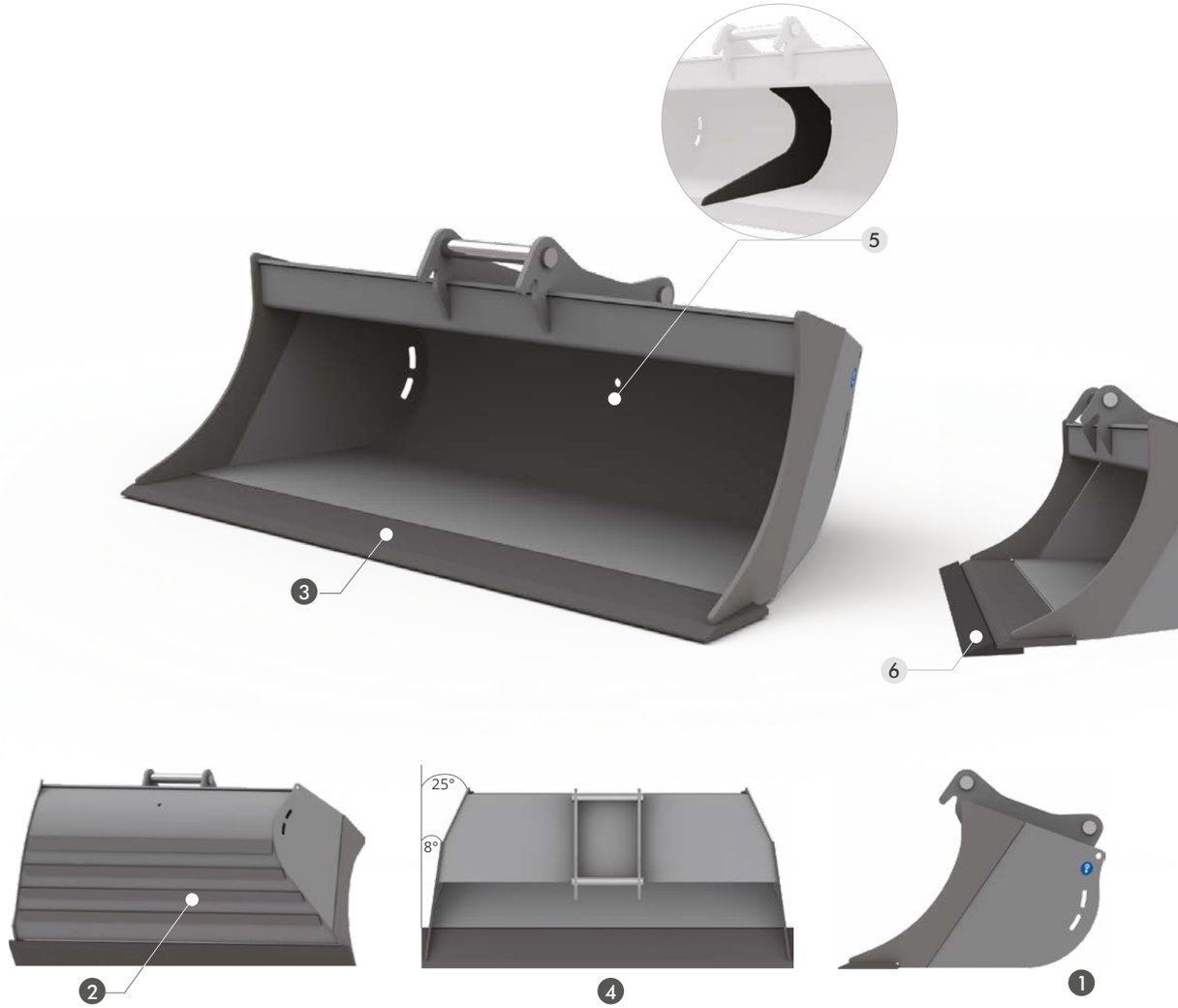

STANDARD TECHNICAL FEATURES

1. **ELONGATED PROFILE**
2. **REINFORCING STRIPS**
   THE HORIZONTAL REINFORCING STRIPS ON THE BUCKET'S REAR AND BOTTOM PROTECT THE BUCKET FROM WEAR AND INCREASE ITS RESISTANCE.
3. **HB400 CUTTING EDGE**
4. **8° CONE SHAPE AND 25° HOLLOW PROFILE**

OPTIONAL

5. **BEZEL**
   IT ENSURES A HIGHER STRUCTURAL RESISTANCE. HIGHLY RECOMMENDED WITH BUCKETS 1400MM WIDE OR MORE.
6. **HB500 WELDED ADDITIONAL CUTTING EDGE**
   RECOMMENDED TO WORK ON PARTICULARLY ABRASIVE SOILS.

SPS30 25°GD MACHINE WEIGHT 0,8 - 1,5 *(1764 - 3307 lb)*

ADAPTERS	AR15	CS10	CS10 JANUS PRO	CR15	CM20	S30-150	S30-180	CW00	CW05
	KG 7 *(LB 15)*	KG 10 *(LB 22)*	KG 10 *(LB 22)*	KG 10 *(LB 22)*	KG 10 *(LB 22)*	KG 6 *(LB 13)*	KG 8 *(LB 17)*	KG 5 *(LB 11)*	KG 9 *(LB 19)*

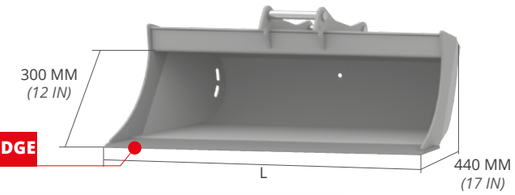

HB400 CUTTING EDGE

L MM *(IN)*	WEIGHT KG* *(LB*)*	CAP. SAE L *(GAL)*	ADAPTERS
600 *(24)*	27 *(59)*	41 *(10,8)*	AF - AR - CS
			CR - S - CM
			CW - CS JANUS PRO
700 *(28)*	32 *(70)*	49 *(12,9)*	AF - AR - CS
			CR - S - CM
			CW - CS JANUS PRO
800 *(31)*	36 *(79)*	57 *(15,0)*	AF - AR - CS
			CR - S - CM
			CW - CS JANUS PRO

OPTIONAL

6

HB500 WELDED ADDITIONAL CUTTING EDGE

SPS40 25°GD MACHINE WEIGHT 2,0 - 3,0 *(4409 - 6614 lb)*

ADAPTERS	AR30	AR40	CS10	CS30	CS10 JANUS PRO	CS30 JANUS PRO	CR30	CR40	CM30	S30-150	S30-180	CW05
	KG 10 *(LB 22)*	KG 11 *(LB 24)*	KG 10 *(LB 22)*	KG 18 *(LB 39)*	KG 10 *(LB 22)*	KG 19 *(LB 41)*	KG 13 *(LB 28)*	KG 14 *(LB 30)*	KG 12 *(LB 26)*	KG 6 *(LB 13)*	KG 8 *(LB 17)*	KG 9 *(LB 19)*

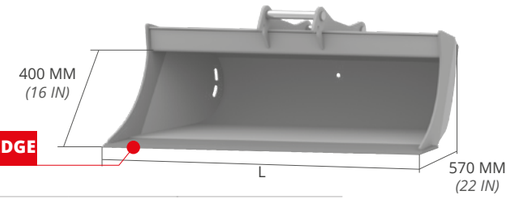

HB400 CUTTING EDGE

L MM *(IN)*	WEIGHT KG* *(LB*)*	CAP. SAE L *(GAL)*	ADAPTERS
1000 *(39)*	75 *(165)*	113 *(29,8)*	AF - AR - CS
			CR - S - CM
			CW - CS JANUS PRO
1100 *(43)*	83 *(183)*	127 *(33,5)*	AF - AR - CS
			CR - S - CM
			CW - CS JANUS PRO
1200 *(47)*	90 *(198)*	141 *(37,2)*	AF - AR - CS
			CR - S - CM
			CW - CS JANUS PRO
1400 *(55)*	106 *(352)*	155 *(40,9)*	AF - AR - CS
			CR - S - CM
			CW - CS JANUS PRO

OPTIONAL

6

HB500 WELDED ADDITIONAL CUTTING EDGE

* weight of the tank excluding attachment

SPS35 25°GD MACHINE WEIGHT 1,5 - 2,0 *(3307 - 4409 lb)*

ADAPTERS	AR15	AR30	CS10	CS10 JANUS PRO	CR15	CR30	CM20	CM30	S30-150	S30-180	CW05
	KG 7 *(LB 15)*	KG 10 *(LB 22)*	KG 10 *(LB 22)*	KG 10 *(LB 22)*	KG 10 *(LB 22)*	KG 10 *(LB 22)*	KG 10 *(LB 22)*	KG 12 *(LB 26)*	KG 6 *(LB 13)*	KG 8 *(LB 17)*	KG 9 *(LB 19)*

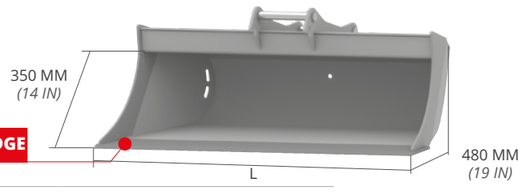

HB400 CUTTING EDGE

L MM *(IN)*	WEIGHT KG* *(LB*)*	CAP. SAE L *(GAL)*	ADAPTERS
800 *(31)*	45 *(99)*	74 *(19,5)*	AF - AR - CS
			CR - S - CM
			CW - CS JANUS PRO
900 *(35)*	50 *(110)*	84 *(22,1)*	AF - AR - CS
			CR - S - CM
			CW - CS JANUS PRO
1000 *(39)*	56 *(123)*	94 *(24,8)*	AF - AR - CS
			CR - S - CM
			CW - CS JANUS PRO
1200 *(47)*	68 *(150)*	114 *(30,1)*	AF - AR - CS
			CR - S - CM
			CW - CS JANUS PRO

OPTIONAL

6

HB500 WELDED ADDITIONAL CUTTING EDGE

SPS45 25°GD MACHINE WEIGHT 3,0 - 4,0 *(6614 - 8818 lb)*

ADAPTERS	AR40	CS30	CS30 JANUS PRO	CR40	CM30	S40-200	CW05
	KG 11 *(LB 24)*	KG 18 *(LB 39)*	KG 19 *(LB 41)*	KG 14 *(LB 30)*	KG 12 *(LB 26)*	KG 15 *(LB 33)*	KG 9 *(LB 19)*



HB400 CUTTING EDGE

L MM *(IN)*	WEIGHT KG* *(LB*)*	CAP. SAE L *(GAL)*	ADAPTERS
1000 *(39)*	91 *(201)*	129 *(34,0)*	AF - AR - CS
			CR - S - CM
			CW - CS JANUS PRO
1100 *(43)*	100 *(220)*	147 *(38,8)*	AF - AR - CS
			CR - S - CM
			CW - CS JANUS PRO
1200 *(47)*	106 *(234)*	165 *(43,6)*	AF - AR - CS
			CR - S - CM
			CW - CS JANUS PRO
1400 *(55)*	127 *(280)*	201 *(53,1)*	AF - AR - CS
			CR - S - CM
			CW - CS JANUS PRO
1500 *(59)*	138 *(304)*	219 *(57,8)*	AF - AR - CS
			CR - S - CM
			CW - CS JANUS PRO

OPTIONAL

6

HB500 WELDED ADDITIONAL CUTTING EDGE

* weight of the tank excluding attachment

SPS50 25°GD MACHINE WEIGHT 4,0 - 6,0 *(8818 - 13228 lb)*

ADAPTERS	AR50	CS30	CS30 JANUS PRO	CS80	CR50	CM100	S40-200	CW10
	KG 17 *(LB 37)*	KG 18 *(LB 39)*	KG 19 *(LB 41)*	KG 44 *(LB 97)*	KG 22 *(LB 48)*	KG 35 *(LB 77)*	KG 15 *(LB 33)*	KG 23 *(LB 50)*

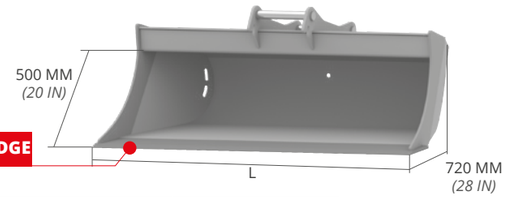

HB400 CUTTING EDGE

L MM *(IN)*	WEIGHT KG* *(LB*)*	CAP. SAE L *(GAL)*	ADAPTERS
1200 *(47)*	136 *(300)*	204 *(53,8)*	AF - AR - CS
			CR - S - CM
			CW - CS JANUS PRO
1300 *(51)*	147 *(324)*	224 *(59,1)*	AF - AR - CS
			CR - S - CM
			CW - CS JANUS PRO
1400 *(55)*	158 *(348)*	244 *(64,4)*	AF - AR - CS
			CR - S - CM
			CW - CS JANUS PRO
1600 *(63)*	180 *(397)*	284 *(75,0)*	AF - AR - CS
			CR - S - CM
			CW - CS JANUS PRO

OPTIONAL

5	6
BEZEL	HB500 WELDED ADDITIONAL CUTTING EDGE

SPS55 25°GD MACHINE WEIGHT 6,0 - 7,5 *(13228 - 16535 lb)*

ADAPTERS	AR70	CS80	CS80 JANUS PRO	CR70	CM100	S45	S50	CW10
	KG 24 *(LB 52)*	KG 44 (LB 97)	KG 46 (LB 101)	KG 34 (LB 75)	KG 35 (LB 77)	KG 28 (LB 51)	KG 29 (LB 63)	KG 23 (LB 50)

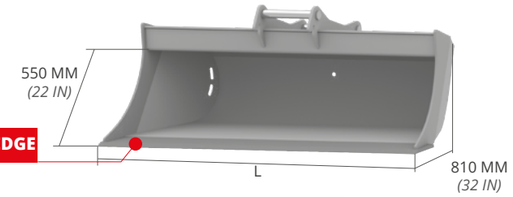

HB400 CUTTING EDGE

L MM *(IN)*	WEIGHT KG* *(LB*)*	CAP. SAE L *(GAL)*	ADAPTERS
1300 *(51)*	177 *(390)*	290 *(76,6)*	AF - AR - CS
			CR - S - CM
			CW - CS JANUS PRO
1400 *(55)*	191 *(421)*	315 *(83,2)*	AF - AR - CS
			CR - S - CM
			CW - CS JANUS PRO
1500 *(59)*	205 *(452)*	340 *(89,8)*	AF - AR - CS
			CR - S - CM
			CW - CS JANUS PRO
1600 *(63)*	218 *(480)*	365 *(96,4)*	AF - AR - CS
			CR - S - CM
			CW - CS JANUS PRO
1800 *(71)*	245 *(540)*	415 *(109,6)*	AF - AR - CS
			CR - S - CM
			CW - CS JANUS PRO

OPTIONAL

5	6
BEZEL	HB500 WELDED ADDITIONAL CUTTING EDGE

SPS60 25°GD MIDI MACHINE WEIGHT 7,5 - 12,0 *(16535 - 26456 lb)*

ADAPTERS	CS80	CS80 JANUS PRO	CR70	CM100	S45	S50	CW10
	KG 44 *(LB 97)*	KG 46 *(LB 101)*	KG 34 *(LB 75)*	KG 35 *(LB 77)*	KG 28 *(LB 61)*	KG 29 *(LB 63)*	KG 23 *(LB 50)*

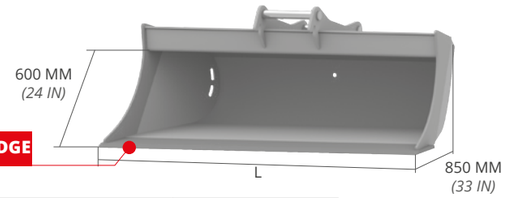

HB400 CUTTING EDGE

L MM *(IN)*	WEIGHT KG* *(LB*)*	CAP. SAE L *(GAL)*	ADAPTERS
1400 *(55)*	216 *(476)*	345 *(91,1)*	AF - CS
			CR - S - CM
			CW - CS JANUS PRO
1500 *(59)*	231 *(509)*	385 *(101,7)*	AF - CS
			CR - S - CM
			CW - CS JANUS PRO
1600 *(63)*	246 *(542)*	415 *(109,6)*	AF - CS
			CR - S - CM
			CW - CS JANUS PRO
1800 *(71)*	274 *(605)*	445 *(117,5)*	AF - CS
			CR - S - CM
			CW - CS JANUS PRO
2000 *(79)*	309 *(681)*	505 *(133,4)*	AF - CS
			CR - S - CM
			CW - CS JANUS PRO

OPTIONAL

5	6
BEZEL	HB500 WELDED ADDITIONAL CUTTING EDGE

SPS65 25°GD EXCAVATOR MACHINE WEIGHT 12,0 - 18,0 t *(26456 - 39683 lb)*

ADAPTERS	CS100	CS100 JANUS PRO	CM180	S60	CW20
	KG 45 *(LB 99)*	KG 93 *(LB 205)*	KG 66 *(LB 145)*	KG 57 *(LB 125)*	KG 57 *(LB 126)*

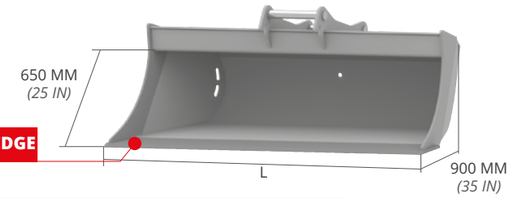

HB400 CUTTING EDGE

L MM *(IN)*	WEIGHT KG* *(LB*)*	CAP. SAE L *(GAL)*	ADAPTERS
1400 *(55)*	295 *(650)*	448 *(118,3)*	AF - S - CM
			CS - CW
			CS JANUS PRO
1500 *(59)*	316 *(697)*	482 *(127,3)*	AF - S - CM
			CS - CW
			CS JANUS PRO
1600 *(63)*	334 *(736)*	516 *(136,3)*	AF - S - CM
			CS - CW
			CS JANUS PRO
1800 *(71)*	376 *(828)*	584 *(154,3)*	AF - S - CM
			CS - CW
			CS JANUS PRO
2000 *(79)*	395 *(870)*	652 *(172)*	AF - S - CM
			CS - CW
			CS JANUS PRO

OPTIONAL

5	6
BEZEL	HB500 WELDED ADDITIONAL CUTTING EDGE

* weight of the tank excluding attachment

* weight of the tank excluding attachment

SPS70 25°GD MACHINE WEIGHT 18,0 - 22,0 t *(39683 - 48502 lb)*

ADAPTERS	CS100	CS100 JANUS PRO	CM180	S60	CW30
	KG 45 *(LB 99)*	KG 93 *(LB 205)*	KG 66 *(LB 145)*	KG 57 *(LB 125)*	KG 66 *(LB 145)*

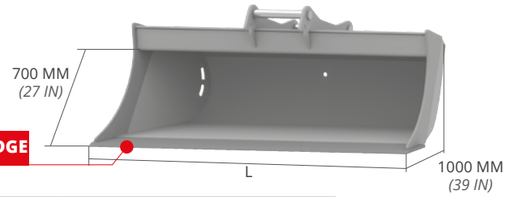

HB400 CUTTING EDGE

L MM *(IN)*	WEIGHT KG* *(LB*)*	CAP. SAE L *(GAL)*	ADAPTERS
1500 *(59)*	360 *(793)*	580 *(153,2)*	AF - S - CM
			CS - CW
			CS JANUS PRO
1600 *(63)*	385 *(848)*	620 *(163,8)*	AF - S - CM
			CS - CW
			CS JANUS PRO
1800 *(71)*	435 *(959)*	700 *(184,9)*	AF - S - CM
			CS - CW
			CS JANUS PRO
2000 *(79)*	483 *(1064)*	780 *(206,1)*	AF - S - CM
			CS - CW
			CS JANUS PRO
2200 *(87)*	529 *(1166)*	860 *(227,2)*	AF - S - CM
			CS - CW
			CS JANUS PRO

OPTIONAL

5	6
BEZEL	HB500 WELDED ADDITIONAL CUTTING EDGE

* weight of the tank excluding attachment

SQS 8°GD TILTING DITCH CLEANING BUCKET 8° GENERAL DUTY

SCANDINAVIA PROFILE

HB400

ITS TILTING SYSTEM ENABLES TO TILT IT BY 45° ON BOTH SIDES. ITS ELONGATED SHAPE AVOIDS THAT THE GROUND STICKS TO THE BUCKET'S SIDE WALLS AND SIMPLIFIES THE DISCHARGE OF LOAMY AND WET MATERIALS. USED MAINLY TO CLEAN AND LEVEL STREETS, DITCHES AND DIKES. HB400 ANTI-WEAR ELEMENTS REINFORCE THE MOST STRESSED PARTS. THE BLADE IS MADE OF HB400 FOR A HIGHER RESISTANCE TO WEAR.

THE INSTALLATION OF BEZELS IS HIGHLY RECOMMENDED FOR BUCKETS WIDER THAN 1400 MM, IN ORDER TO AVOID DAMAGES TO THE BUCKET IN CASE OF HEAVY DUTY JOBS OR WITH PARTICULARLY HARD TERRAINS:

- **WIDTH FROM 1400 TO 1500 MM: NR. 1 BEZEL**
- **WIDTH FROM 1600 TO 1600 MM: NR. 2 BEZELS**
- **WIDTH FROM 1800 TO 2200 MM: NR. 3 BEZELS**

MOD.	SQS 30 8°GD	SQS 35 8°GD	SQS 40 8°GD	SQS 45 8°GD	SQS 50 8°GD	SQS 55 8°GD	SQS 60 8°GD	SQS 65 8°GD	SQS 70 8°GD
TONS (LB)	0,8 - 1,5 (1764 - 3307)	1,5 - 2,0 (3307 - 4409)	2,0 - 3,0 (4409 - 6614)	3,0 - 4,0 (6614 - 8818)	4,0 - 6,0 (8818 - 13228)	6,0 - 7,5 (13228 - 16535)	7,5 - 12,0 (16535 - 26456)	12,0 - 18,0 (26456 - 39683)	18,0 - 22,0 (39683 - 48502)

ADAPTERS

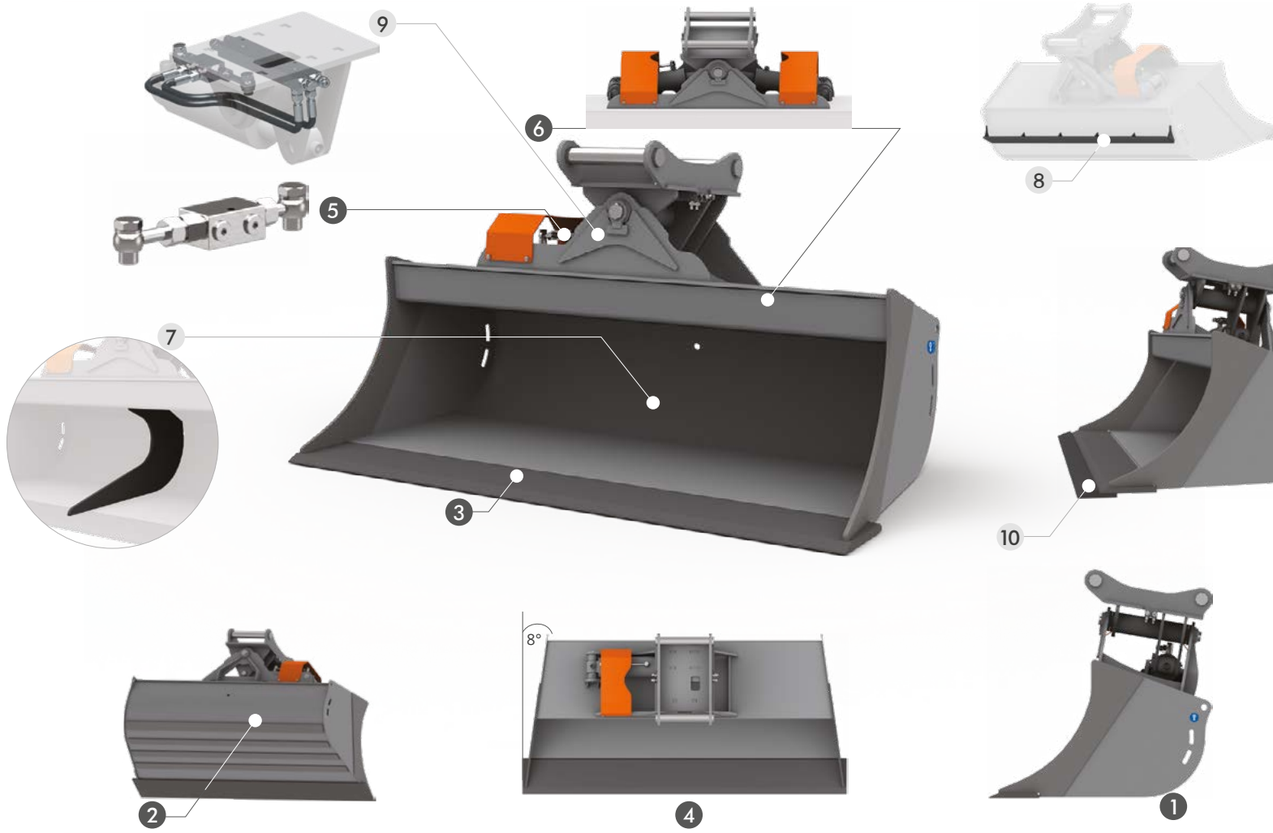

STANDARD TECHNICAL FEATURES

1 **ELONGATED PROFILE**

2 **REINFORCING STRIPS**

THE HORIZONTAL REINFORCING STRIPS ON THE BUCKET'S REAR AND BOTTOM PROTECT THE BUCKET FROM WEAR AND INCREASE ITS RESISTANCE.

3 **HB400 CUTTING EDGE**

4 **8° CONE SHAPE**

5 **BLOCK VALVE**

IT ALLOWS TO KEEP THE BUCKET POSITIONING DURING THE WORKING PHASE.

6 **DOUBLE CYLINDER FOR SQS 65 8 ° HD AND SQS 70 8 ° HD MODELS**

OPTIONAL

7 **BEZEL**

IT ENSURES A HIGHER STRUCTURAL RESISTANCE. HIGHLY RECOMMENDED WITH BUCKETS 1400MM WIDE OR MORE.

8 **REAR RAZOR**

WHEN THE MACHINE'S ARM IS KEPT CLOSED, IT ALLOWS TO FINISH SURFACES EVENLY.

9 **PIPE KIT**

OPTIONAL KIT INSTALLED ON THE BUCKET FOR THE FEEDING OF THE HYDRAULIC CYLINDER. IT ALLOWS THE USE OF TWO OUTLETS ON THE RIGHT AND TWO OUTLETS ON THE LEFT FOR THE HYDRAULIC CONNECTION TO THE MACHINE REDUCING THE INSTALLATION TIMES. THE CONNECTING PIPES ARE NOT SUPPLIED.

10 **HB500 WELDED ADDITIONAL CUTTING EDGE**

RECOMMENDED TO WORK ON PARTICULARLY ABRASIVE SOILS.

SQS30 8°GD MACHINE WEIGHT 0,8 - 1,5 *(1764 - 3307 lb)*

ADAPTERS	AR15	CS10	CS10 JANUS PRO	CR15	CM20	S30-150	S30-180	CW00	CW05
	KG 7 *(LB 15)*	KG 10 *(LB 22)*	KG 10 *(LB 22)*	KG 10 *(LB 22)*	KG 10 *(LB 22)*	KG 6 *(LB 13)*	KG 8 *(LB 17)*	KG 5 *(LB 11)*	KG 9 *(LB 19)*



HB400 CUTTING EDGE

L MM *(IN)*	WEIGHT KG* *(LB*)*	CAP. SAE L *(GAL)*	ADAPTERS
800 *(31)*	54 *(119)*	58 *(22,4)*	AF - AR - CS
			CR - S - CM
			CW - CS JANUS PRO

OPTIONAL

8	9	10
REAR RAZOR	PIPE KIT	HB500 WELDED ADDITIONAL CUTTING EDGE

SQS35 8°GD MACHINE WEIGHT 1,5 - 2,0 *(3307 - 4409 lb)*

ADAPTERS	AR15	AR30	CS10	CS10 JANUS PRO	CR15	CR30	CM20	CM30	S30-150	S30-180	CW05
	KG 7 *(LB 15)*	KG 10 *(LB 22)*	KG 10 *(LB 22)*	KG 10 *(LB 22)*	KG 10 *(LB 22)*	KG 10 *(LB 22)*	KG 10 *(LB 22)*	KG 12 *(LB 26)*	KG 6 *(LB 13)*	KG 8 *(LB 17)*	KG 9 *(LB 19)*



HB400 CUTTING EDGE

L MM *(IN)*	WEIGHT KG* *(LB*)*	CAP. SAE L *(GAL)*	ADAPTERS
900 *(35)*	74 *(163)*	85 *(22,4)*	AF - AR - CS
			CR - S - CM
			CW - CS JANUS PRO
1000 *(39)*	80 *(176)*	95 *(25,1)*	AF - AR - CS
			CR - S - CM
			CW - CS JANUS PRO
1200 *(47)*	92 *(203)*	115 *(30,4)*	AF - AR - CS
			CR - S - CM
			CW - CS JANUS PRO

OPTIONAL

8	9	10
REAR RAZOR	PIPE KIT	HB500 WELDED ADDITIONAL CUTTING EDGE

SQS40 8°GD MACHINE WEIGHT 2,0 - 3,0 *(4409 - 6614 lb)*

ADAPTERS	AR30	AR40	CS10	CS30	CS10 JANUS PRO	CS30 JANUS PRO	CR30	CR40	CM30	S30-150	S30-180	CW05
	KG 10 *(LB 22)*	KG 11 *(LB 24)*	KG 10 *(LB 22)*	KG 18 *(LB 39)*	KG 10 *(LB 22)*	KG 19 *(LB 41)*	KG 13 *(LB 28)*	KG 14 *(LB 30)*	KG 12 *(LB 26)*	KG 6 *(LB 13)*	KG 8 *(LB 17)*	KG 9 *(LB 19)*



HB400 CUTTING EDGE

L MM *(IN)*	WEIGHT KG* *(LB*)*	CAP. SAE L *(GAL)*	ADAPTERS
1100 *(43)*	131 *(289)*	129 *(34,1)*	AF - AR - CS
			CR - S - CM
			CW - CS JANUS PRO
1200 *(47)*	138 *(304)*	143 *(37,8)*	AF - AR - CS
			CR - S - CM
			CW - CS JANUS PRO
1400 *(55)*	154 *(340)*	157 *(41,5)*	AF - AR - CS
			CR - S - CM
			CW - CS JANUS PRO

OPTIONAL

8	9	10
REAR RAZOR	PIPE KIT	HB500 WELDED ADDITIONAL CUTTING EDGE

SQS45 8°GD MACHINE WEIGHT 3,0 - 4,0 *(6614 - 8818 lb)*

ADAPTERS	AR40	CS30	CS30 JANUS PRO	CR40	CM30	S40-200	CW05
	KG 11 *(LB 24)*	KG 18 *(LB 39)*	KG 19 *(LB 41)*	KG 14 *(LB 30)*	KG 12 *(LB 26)*	KG 15 *(LB 33)*	KG 9 *(LB 19)*

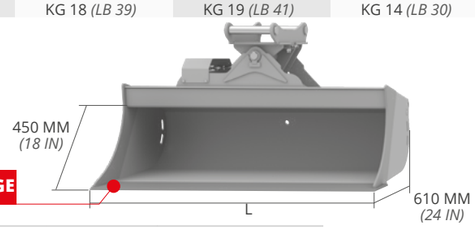

HB400 CUTTING EDGE

L MM *(IN)*	WEIGHT KG* *(LB*)*	CAP. SAE L *(GAL)*	ADAPTERS
1100 *(43)*	149 *(329)*	150 *(39,6)*	AF - AR - CS
			CR - S - CM
			CW - CS JANUS PRO
1200 *(47)*	155 *(342)*	168 *(44,4)*	AF - AR - CS
			CR - S - CM
			CW - CS JANUS PRO
1400 *(55)*	176 *(389)*	204 *(53,9)*	AF - AR - CS
			CR - S - CM
			CW - CS JANUS PRO
1500 *(59)*	187 *(413)*	222 *(58,6)*	AF - AR - CS
			CR - S - CM
			CW - CS JANUS PRO

OPTIONAL

8	9	10
REAR RAZOR	PIPE KIT	HB500 WELDED ADDITIONAL CUTTING EDGE

* weight of the tank excluding attachment

* weight of the tank excluding attachment

SQS50 8°GD MACHINE WEIGHT 4,0 - 6,0 *(8818 - 13228 lb)*

ADAPTERS	AR50	CS30	CS30 JANUS PRO	CS80	CR50	CM100	S40-200	CW10
	KG 17 *(LB 37)*	KG 18 *(LB 39)*	KG 19 *(LB 41)*	KG 44 *(LB 97)*	KG 22 *(LB 48)*	KG 35 *(LB 77)*	KG 15 *(LB 33)*	KG 23 *(LB 50)*



HB400 CUTTING EDGE

L MM *(IN)*	WEIGHT KG* *(LB*)*	CAP. SAE L *(GAL)*	ADAPTERS
1200 *(47)*	201 *(444)*	210 *(55,5)*	AF - AR - CS
			CR - S - CM
			CW - CS JANUS PRO
1300 *(51)*	212 *(468)*	230 *(60,8)*	AF - AR - CS
			CR - S - CM
			CW - CS JANUS PRO
1400 *(55)*	223 *(492)*	250 *(66,0)*	AF - AR - CS
			CR - S - CM
			CW - CS JANUS PRO
1600 *(63)*	245 *(541)*	290 *(76,7)*	AF - AR - CS
			CR - S - CM
			CW - CS JANUS PRO

OPTIONAL

7	8	9	10
BEZEL	REAR RAZOR	PIPE KIT	HB500 WELDED ADDITIONAL CUTTING EDGE

SQS55 8°GD MACHINE WEIGHT 6,0 - 7,5 *(13228 - 16535 lb)*

ADAPTERS	AR70	CS80	CS80 JANUS PRO	CR70	CM100	S45	S50	CW10
	KG 24 *(LB 52)*	KG 44 (LB *97)*	KG 46 (LB 101)	KG 34 (LB 75)	KG 35 (LB 77)	KG 28 (LB 51)	KG 29 (LB 63)	KG 23 (LB 50)



HB400 CUTTING EDGE

L MM *(IN)*	WEIGHT KG* *(LB*)*	CAP. SAE L *(GAL)*	ADAPTERS
1300 *(51)*	274 *(605)*	300 *(79,2)*	AF - AR - CS
			CR - S - CM
			CW - CS JANUS PRO
1400 *(55)*	288 *(635)*	325 *(85,6)*	AF - AR - CS
			CR - S - CM
			CW - CS JANUS PRO
1500 *(59)*	302 *(666)*	350 *(92,4)*	AF - AR - CS
			CR - S - CM
			CW - CS JANUS PRO
1600 *(63)*	315 *(695)*	375 *(99,1)*	AF - AR - CS
			CR - S - CM
			CW - CS JANUS PRO
1800 *(71)*	342 *(754)*	425 *(112,3)*	AF - AR - CS
			CR - S - CM
			CW - CS JANUS PRO

OPTIONAL

7	8	9	10
BEZEL	REAR RAZOR	PIPE KIT	HB500 WELDED ADDITIONAL CUTTING EDGE

SQS60 8°GD MIDI MACHINE WEIGHT 7,5 - 12,0 *(16535 - 26456 lb)*

ADAPTERS	CS80	CS80 JANUS PRO	CR70	CM100	S45	S50	CW10
	KG 44 *(LB 97)*	KG 46 *(LB 101)*	KG 34 *(LB 75)*	KG 35 *(LB 77)*	KG 28 *(LB 61)*	KG 29 *(LB 63)*	KG 23 *(LB 50)*

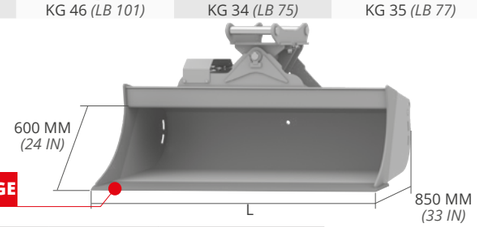

HB400 CUTTING EDGE

L MM *(IN)*	WEIGHT KG* *(LB*)*	CAP. SAE L *(GAL)*	ADAPTERS
1400 *(55)*	314 *(699)*	360 *(95,1)*	AF - CS
			CR - S - CM
			CW - CS JANUS PRO
1500 *(59)*	329 *(725)*	400 *(105,7)*	AF - CS
			CR - S - CM
			CW - CS JANUS PRO
1600 *(63)*	344 *(759)*	430 *(113,6)*	AF - CS
			CR - S - CM
			CW - CS JANUS PRO
1800 *(71)*	372 *(820)*	490 *(129,4)*	AF - CS
			CR - S - CM
			CW - CS JANUS PRO
2000 *(79)*	407 *(897)*	550 *(145,3)*	AF - CS
			CR - S - CM
			CW - CS JANUS PRO

* weight of the tank excluding attachment

OPTIONAL

7	8	9	10
BEZEL	REAR RAZOR	PIPE KIT	HB500 WELDED ADDITIONAL CUTTING EDGE

SQS65 8°GD EXCAVATOR MACHINE WEIGHT 12,0 - 18,0 t *(26456 - 39683 lb)*

ADAPTERS	CS100	CS100 JANUS PRO	CM180	S60	CW20
	KG 45 *(LB 99)*	KG 93 *(LB 205)*	KG 66 *(LB 145)*	KG 57 *(LB 125)*	KG 48 *(LB 106)*

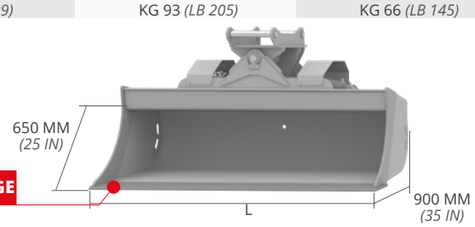

HB400 CUTTING EDGE

L MM *(IN)*	WEIGHT KG* *(LB*)*	CAP. SAE L *(GAL)*	ADAPTERS
1400 *(55)*	421 *(928)*	466 *(123,1)*	AF - S - CM
			CS - CW
			CS JANUS PRO
1500 *(59)*	442 *(974)*	500 *(132,1)*	AF - S - CM
			CS - CW
			CS JANUS PRO
1600 *(63)*	462 *(1019)*	534 *(141,1)*	AF - S - CM
			CS - CW
			CS JANUS PRO
1800 *(71)*	503 *(1109)*	602 *(159,1)*	AF - S - CM
			CS - CW
			CS JANUS PRO
2000 *(79)*	543 *(1197)*	670 *(176,1)*	AF - S - CM
			CS - CW
			CS JANUS PRO

* weight of the tank excluding attachment

OPTIONAL

7	8	9	10
BEZEL	REAR RAZOR	PIPE KIT	HB500 WELDED ADDITIONAL CUTTING EDGE

SQS70 8°GD MACHINE WEIGHT 18,0 - 22,0 t *(39683 - 48502 lb)*

ADAPTERS	CS100	CS100 JANUS PRO	CM180	S60	CW30
	KG 45 *(LB 99)*	KG 93 *(LB 205)*	KG 66 *(LB 145)*	KG 57 *(LB 125)*	KG 57 *(LB 126)*



HB400 CUTTING EDGE

L MM *(IN)*	WEIGHT KG* *(LB*)*	CAP. SAE L *(GAL)*	ADAPTERS
1500 *(59)*	515 *(1136)*	600 *(158,5)*	AF - S - CM
			CS - CW
			CS JANUS PRO
1600 *(63)*	540 *(1191)*	640 *(169,1)*	AF - S - CM
			CS - CW
			CS JANUS PRO
1800 *(71)*	590 *(1301)*	720 *(190,2)*	AF - S - CM
			CS - CW
			CS JANUS PRO
2000 *(79)*	638 *(1406)*	800 *(211,3)*	AF - S - CM
			CS - CW
			CS JANUS PRO
2200 *(87)*	684 *(1508)*	880 *(232,5)*	AF - S - CM
			CS - CW
			CS JANUS PRO

OPTIONAL

7	8	9	10
BEZEL	REAR RAZOR	PIPE KIT	HB500 WELDED ADDITIONAL CUTTING EDGE

* weight of the tank excluding attachment

SCS HD DIGGING BUCKET HEAVY DUTY

SCANDINAVIA PROFILE

HB400

ITS ELONGATED PROFILE AVOIDS THAT THE GROUND STICKS TO THE BUCKET'S SIDE WALLS AND SIMPLIFIES THE DISCHARGE OF LOAMY AND WET MATERIALS. THE BLADE, THE SIDE CAST CUTTERS AND SIDE REINFORCEMENTS AND THE REAR STRIPS ARE MADE OF HB400.

MOD.	SCS 35HD	SCS 40HD	SCS 48HD	SCS 60HD	SCS 67HD	SCS 71HD	SCS 75HD	SCS 80HD	MIDI EXCAVATOR SCS 85HD	SCS 92HD	SCS 100HD	SCS 110HD
TONS (LB)	0,8 - 1,5 (1764 - 3307)	1,5 - 2,0 (3307 - 4409)	2,0 - 3,0 (4409 - 6614)	3,0 - 4,0 (6614 - 8818)	4,0 - 6,0 (8818 - 13228)	6,0 - 7,5 (13228 - 16535)	7,5 - 9,0 (16535 - 19842)	9,0 - 12,0 (19842 - 26455)	12,0 - 14,0 (26455 - 30865)	12,0 - 14,0 (26455 - 30865)	14,0 - 18,0 (30865 - 39683)	18,0 - 22,0 (39683 - 48502)

ADAPTERS

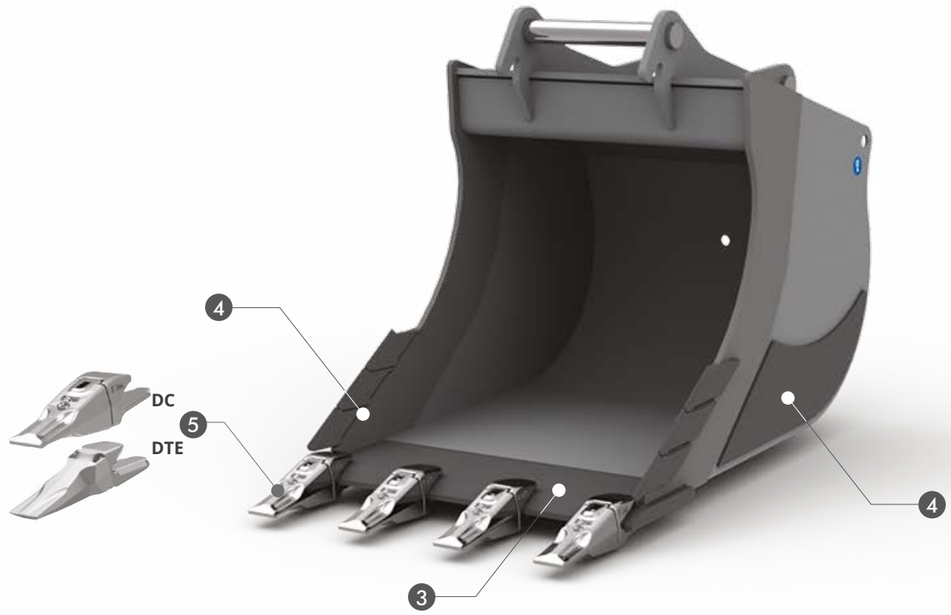

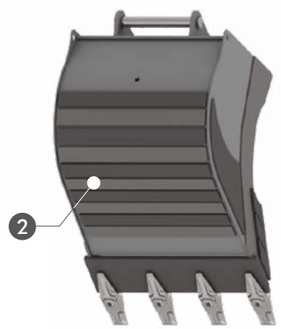

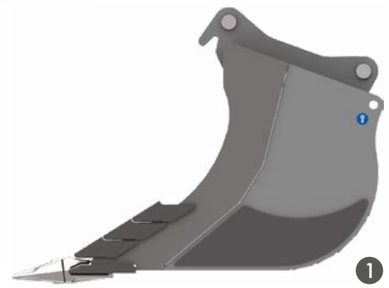

STANDARD TECHNICAL FEATURES

1. **ELONGATED PROFILE**
2. **HB400 REINFORCING STRIPS**
   THE HORIZONTAL REINFORCING STRIPS ON THE BUCKET'S REAR AND BOTTOM PROTECT THE BUCKET FROM WEAR AND INCREASE ITS RESISTANCE.
3. **HB400 CUTTING EDGE**
4. **HB400 SIDE CAST CUTTERS AND SIDE REINFORCEMENTS**
   THESE HB400 CAST CUTTERS ARE POSITIONED ON THE SURFACES MOSTLY SUBJECT TO WEAR GRANTING A HIGHER RESISTANCE.
5. **DC TEETH DTE TEETH**

SCS35 HD MACHINE WEIGHT 0,8 - 1,5 *(1764 - 3307 lb)*

ADAPTERS	AR15	CS10	CS10 JANUS PRO	CR15	CM20	S30-150	S30-180	CW00	CW05
	KG 7 *(LB 15)*	KG 10 *(LB 22)*	KG 10 *(LB 22)*	KG 10 *(LB 22)*	KG 10 *(LB 22)*	KG 6 *(LB 13)*	KG 8 *(LB 17)*	KG 5 *(LB 11)*	KG 9 *(LB 19)*

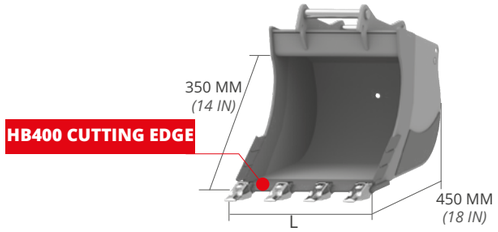

L MM *(IN)*	WEIGHT KG* *(LB*)*	CAP. SAE L *(GAL)*	TEETH N°	ADAPTERS
250 *(10)*	20 *(44)*	25 *(6,6)*	3	AF - AR - CS CR - S - CM CW - CS JANUS PRO
300 *(12)*	24 *(53)*	30 *(7,9)*	3	AF - AR - CS CR - S - CM CW - CS JANUS PRO
400 *(16)*	30 *(66)*	42 *(11,1)*	3	AF - AR - CS CR - S - CM CW - CS JANUS PRO
500 *(20)*	35 *(77)*	54 *(14,3)*	4	AF - AR - CS CR - S - CM CW - CS JANUS PRO

SCS40 HD MACHINE WEIGHT 1,5 - 2,0 *(3307 - 4409 lb)*

ADAPTERS	AR15	AR30	CS10	CS10 JANUS PRO	CR15	CR30	CM20	CM30	S30-150	S30-180	CW05
	KG 7 *(LB 15)*	KG 10 *(LB 22)*	KG 10 *(LB 22)*	KG 10 *(LB 22)*	KG 10 *(LB 22)*	KG 10 *(LB 22)*	KG 12 *(LB 26)*	KG 12 *(LB 26)*	KG 6 *(LB 13)*	KG 8 *(LB 17)*	KG 9 *(LB 19)*

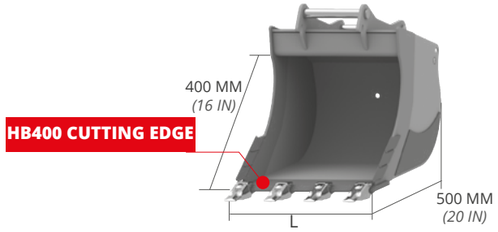

L MM *(IN)*	WEIGHT KG* *(LB*)*	CAP. SAE L *(GAL)*	TEETH N°	ADAPTERS
300 *(12)*	26 *(57)*	35 *(9,2)*	3	AF - AR - CS CR - S - CM CW - CS JANUS PRO
400 *(16)*	34 *(75)*	45 *(11,8)*	3	AF - AR - CS CR - S - CM CW - CS JANUS PRO
500 *(20)*	42 *(92)*	60 *(16,8)*	4	AF - AR - CS CR - S - CM CW - CS JANUS PRO
600 *(24)*	49 *(108)*	85 *(22,4)*	4	AF - AR - CS CR - S - CM CW - CS JANUS PRO

SCS48 HD MACHINE WEIGHT 2,0 - 3,0 *(4409 - 6614 lb)*

ADAPTERS	AR30	AR40	CS10	CS30	CS10 JANUS PRO	CS30 JANUS PRO	CR30	CR40	CM30	S30-150	S30-180	CW05
	KG 10 *(LB 22)*	KG 11 *(LB 24)*	KG 10 *(LB 22)*	KG 18 *(LB 39)*	KG 10 *(LB 22)*	KG 19 *(LB 41)*	KG 13 *(LB 28)*	KG 14 *(LB 30)*	KG 12 *(LB 26)*	KG 6 *(LB 13)*	KG 8 *(LB 17)*	KG 9 *(LB 19)*

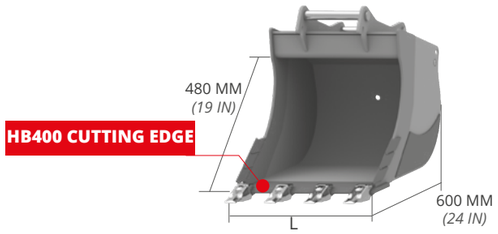

L MM *(IN)*	WEIGHT KG* *(LB*)*	CAP. SAE L *(GAL)*	TEETH N°	ADAPTERS
300 *(12)*	38 *(83)*	48 *(12,7)*	3	AF - AR - CS CR - S - CM CW - CS JANUS PRO
400 *(16)*	48 *(105)*	68 *(17,9)*	3	AF - AR - CS CR - S - CM CW - CS JANUS PRO
500 *(20)*	61 *(134)*	85 *(22,4)*	4	AF - AR - CS CR - S - CM CW - CS JANUS PRO
600 *(24)*	72 *(158)*	110 *(29,0)*	4	AF - AR - CS CR - S - CM CW - CS JANUS PRO
800 *(31)*	98 *(216)*	160 *(42,2)*	5	AF - AR - CS CR - S - CM CW - CS JANUS PRO

* weight of the tank excluding attachment

SCS60 HD MACHINE WEIGHT 3,0 - 4,0 *(6614 - 8818 lb)*

ADAPTERS	AR40	CS30	CS30 JANUS PRO	CR40	CM30	S40-200	CW05
	KG 11 *(LB 24)*	KG 18 *(LB 39)*	KG 19 *(LB 41)*	KG 14 *(LB 30)*	KG 12 *(LB 26)*	KG 15 *(LB 33)*	KG 9 *(LB 19)*

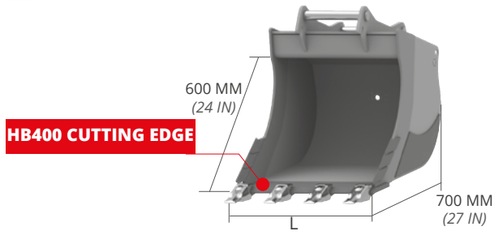

L MM *(IN)*	WEIGHT KG* *(LB*)*	CAP. SAE L *(GAL)*	TEETH N°	ADAPTERS
300 *(12)*	52 *(114)*	78 *(20,6)*	3	AF - AR - CS CR - S - CM CW - CS JANUS PRO
400 *(16)*	63 *(138)*	105 *(27,7)*	3	AF - AR - CS CR - S - CM CW - CS JANUS PRO
500 *(20)*	76 *(167)*	140 *(36,9)*	4	AF - AR - CS CR - S - CM CW - CS JANUS PRO
600 *(24)*	91 *(200)*	165 *(43,5)*	4	AF - AR - CS CR - S - CM CW - CS JANUS PRO
800 *(31)*	112 *(246)*	225 *(59,4)*	5	AF - AR - CS CR - S - CM CW - CS JANUS PRO

* weight of the tank excluding attachment

SCS67 HD MACHINE WEIGHT 4,0 - 6,0 *(8818 - 13228 lb)*

ADAPTERS	AR50	CS30	CS30 JANUS PRO	CS80	CR50	CM100	S40-200	CW10
	KG 17 *(LB 37)*	KG 18 *(LB 39)*	KG 19 *(LB 41)*	KG 44 *(LB 97)*	KG 22 *(LB 48)*	KG 35 *(LB 77)*	KG 15 *(LB 33)*	KG 23 *(LB 50)*

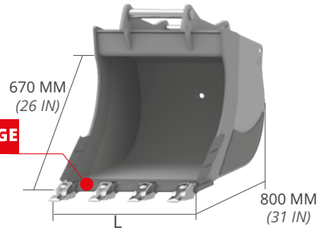

L MM *(IN)*	WEIGHT KG* *(LB*)*	CAP. SAE L *(GAL)*	TEETH N°	ADAPTERS
300 *(12)*	75 *(165)*	90 *(23,7)*	3	AF - AR - CS CR - S - CM CW - CS JANUS PRO
400 *(16)*	85 *(187)*	130 *(34,3)*	3	AF - AR - CS CR - S - CM CW - CS JANUS PRO
500 *(20)*	105 *(231)*	170 *(44,9)*	4	AF - AR - CS CR - S - CM CW - CS JANUS PRO
600 *(24)*	122 *(269)*	200 *(52,8)*	4	AF - AR - CS CR - S - CM CW - CS JANUS PRO
800 *(31)*	160 *(353)*	280 *(73,9)*	5	AF - AR - CS CR - S - CM CW - CS JANUS PRO

SCS71 HD MACHINE WEIGHT 6,0 - 7,5 *(13228 - 16535 lb)*

ADAPTERS	AR70	CS80	CS80 JANUS PRO	CR70	CM100	S45	S50	CW10
	KG 24 *(LB 52)*	KG 44 (LB *97)*	KG 46 (LB 101)	KG 34 (LB 75)	KG 35 (LB 77)	KG 28 (LB 51)	KG 29 (LB 63)	KG 23 (LB 50)

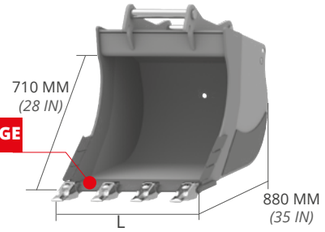

L MM *(IN)*	WEIGHT KG* *(LB*)*	CAP. SAE L *(GAL)*	TEETH N°	ADAPTERS
400 *(16)*	108 *(238)*	150 *(39,6)*	3	AF - AR - CS CR - S - CM CW - CS JANUS PRO
500 *(20)*	130 *(287)*	190 *(50,2)*	4	AF - AR - CS CR - S - CM CW - CS JANUS PRO
600 *(24)*	154 *(340)*	230 *(60,7)*	4	AF - AR - CS CR - S - CM CW - CS JANUS PRO
700 *(28)*	176 *(388)*	260 *(68,7)*	5	AF - AR - CS CR - S - CM CW - CS JANUS PRO
800 *(31)*	197 *(434)*	315 *(83,2)*	5	AF - AR - CS CR - S - CM CW - CS JANUS PRO

SCS75 HD MACHINE WEIGHT 7,5 - 9,0 *(16535 - 1982 lb)*

ADAPTERS	CS80	CS80 JANUS PRO	CR70	CM100	S45	S50	CW10
	KG 44 *(LB 97)*	KG 46 *(LB 101)*	KG 34 *(LB 75)*	KG 35 *(LB 77)*	KG 28 *(LB 61)*	KG 29 *(LB 63)*	KG 23 *(LB 50)*

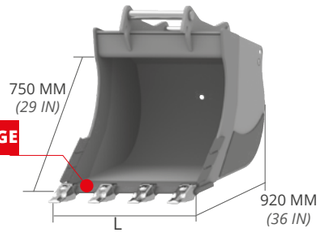

L MM *(IN)*	WEIGHT KG* *(LB*)*	CAP. SAE L *(GAL)*	TEETH N°	ADAPTERS
400 *(16)*	123 *(271)*	165 *(43,6)*	3	AF - CS CR - S - CM CW - CS JANUS PRO
500 *(20)*	282 *(320)*	210 *(55,4)*	4	AF - CS CR - S - CM CW - CS JANUS PRO
600 *(24)*	170 *(375)*	260 *(68,7)*	4	AF - CS CR - S - CM CW - CS JANUS PRO
700 *(28)*	198 *(437)*	300 *(79,2)*	5	AF - CS CR - S - CM CW - CS JANUS PRO
800 *(31)*	220 *(485)*	350 *(94,2)*	5	AF - CS CR - S - CM CW - CS JANUS PRO
1000 *(39)*	263 *(580)*	450 *(118,9)*	5	AF - CS CR - S - CM CW - CS JANUS PRO

* weight of the tank excluding attachment

SCS80 HD MACHINE WEIGHT 9,0 - 12,0 *(1982 - 26455 lb)*

ADAPTERS	CS80	CS80 JANUS PRO	CR70	CM100	CM180	S45	S50	CW10
	KG 44 *(LB 97)*	KG 46 *(LB 101)*	KG 34 *(LB 75)*	KG 35 *(LB 77)*	KG 66 *(LB 145)*	KG 28 *(LB 61)*	KG 29 *(LB 63)*	KG 23 *(LB 50)*

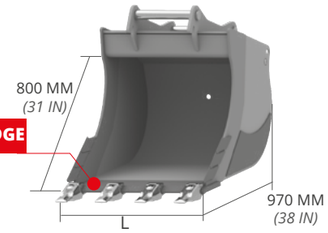

L MM *(IN)*	WEIGHT KG* *(LB*)*	CAP. SAE L *(GAL)*	TEETH N°	ADAPTERS
400 *(16)*	133 *(293)*	190 *(50,2)*	3	AF - CS CR - S - CM CW - CS JANUS PRO
500 *(20)*	153 *(337)*	245 *(64,7)*	3	AF - CS CR - S - CM CW - CS JANUS PRO
600 *(24)*	178 *(392)*	300 *(79,2)*	4	AF - CS CR - S - CM CW - CS JANUS PRO
700 *(28)*	209 *(460)*	350 *(92,4)*	4	AF - CS CR - S - CM CW - CS JANUS PRO
800 *(31)*	234 *(515)*	400 *(105,7)*	5	AF - CS CR - S - CM CW - CS JANUS PRO
1000 *(39)*	283 *(623)*	500 *(132,1)*	5	AF - CS CR - S - CM CW - CS JANUS PRO

* weight of the tank excluding attachment

SCS85 HD MIDI MACHINE WEIGHT 12,0 - 14,0 *(26455 - 30865 lb)*

ADAPTERS	CS100	CS100 JANUS PRO	CM180	S60	CW20
	KG 45 *(LB 99)*	KG 93 *(LB 205)*	KG 66 *(LB 145)*	KG 57 *(LB 125)*	KG 57 *(LB 126)*

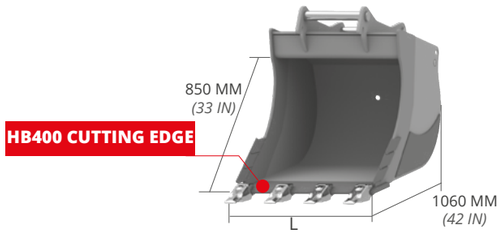

L MM *(IN)*	WEIGHT KG* *(LB*)*	CAP. SAE L *(GAL)*	TEETH N°	ADAPTERS
500 *(20)*	197 *(434)*	265 *(70,0)*	3	AF - S - CM CS - CW CS JANUS PRO
600 *(24)*	225 *(496)*	330 *(87,1)*	4	AF - S - CM CS - CW CS JANUS PRO
700 *(28)*	256 *(564)*	400 *(105,7)*	4	AF - S - CM CS - CW CS JANUS PRO
800 *(31)*	284 *(626)*	450 *(118,8)*	5	AF - S - CM CS - CW CS JANUS PRO
900 *(39)*	312 *(687)*	500 *(132,1)*	5	AF - S - CM CS - CW CS JANUS PRO
1000 *(39)*	342 *(754)*	580 *(153,2)*	5	AF - S - CM CS - CW CS JANUS PRO
1200 *(47)*	383 *(844)*	740 *(195,5)*	6	AF - S - CM CS - CW CS JANUS PRO

SCS100 HD MACHINE WEIGHT 14,0 - 18,0 t *(30865 - 39683 lb)*

ADAPTERS	CS100	CS100 JANUS PRO	CM180	S60	CW20
	KG 45 *(LB 99)*	KG 93 *(LB 205)*	KG 66 *(LB 145)*	KG 57 *(LB 125)*	KG 57 *(LB 126)*

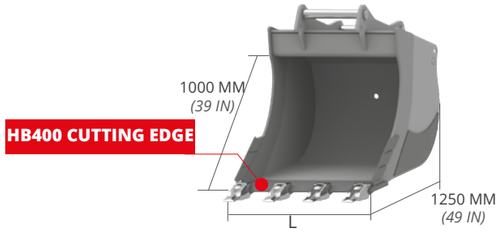

L MM *(IN)*	WEIGHT KG* *(LB*)*	CAP. SAE L *(GAL)*	TEETH N.	ADAPTERS
600 *(24)*	353 *(778)*	450 *(118,9)*	3	AF - S - CM CS - CW CS JANUS PRO
700 *(28)*	397 *(875)*	535 *(141,3)*	4	AF - S - CM CS - CW CS JANUS PRO
800 *(31)*	441 *(972)*	620 *(163,7)*	4	AF - S - CM CS - CW CS JANUS PRO
900 *(35)*	485 *(1069)*	710 *(187,5)*	4	AF - S - CM CS - CW CS JANUS PRO
1000 *(39)*	529 *(1166)*	800 *(211,3)*	5	AF - S - CM CS - CW CS JANUS PRO
1200 *(47)*	617 *(1360)*	980 *(258,8)*	5	AF - S - CM CS - CW CS JANUS PRO

* weight of the tank excluding attachment

SCS92 HD EXCAVATOR MACHINE WEIGHT 12,0 - 14,0 *(26455 - 30865 lb)*

ADAPTERS	CS100	CS100 JANUS PRO	CM180	S60	CW20
	KG 45 *(LB 99)*	KG 93 *(LB 205)*	KG 66 *(LB 145)*	KG 57 *(LB 125)*	KG 57 *(LB 126)*

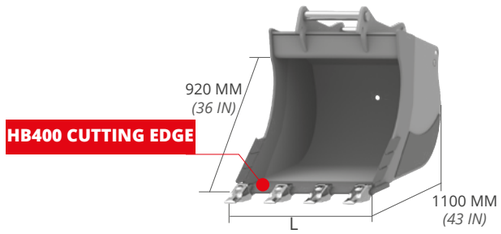

L MM *(IN)*	WEIGHT KG* *(LB*)*	CAP. SAE L *(GAL)*	TEETH N.	ADAPTERS
600 *(24)*	261 *(575)*	380 *(100,4)*	4	AF - S - CM CS - CW CS JANUS PRO
700 *(28)*	287 *(633)*	450 *(118,9)*	4	AF - S - CM CS - CW CS JANUS PRO
800 *(31)*	320 *(705)*	560 *(147,9)*	5	AF - S - CM CS - CW CS JANUS PRO
900 *(35)*	352 *(776)*	620 *(163,8)*	5	AF - S - CM CS - CW CS JANUS PRO
1000 *(39)*	395 *(871)*	700 *(184,9)*	5	AF - S - CM CS - CW CS JANUS PRO
1200 *(47)*	454 *(1001)*	900 *(237,7)*	6	AF - S - CM CS - CW CS JANUS PRO

SCS110 HD MACHINE WEIGHT 18,0 - 22,0 t *(39683 - 48502 lb)*

ADAPTERS	CS100	CS100 JANUS PRO	CM180	S60	CW30
	KG 45 *(LB 99)*	KG 93 *(LB 205)*	KG 66 *(LB 145)*	KG 57 *(LB 125)*	KG 66 *(LB 145)*

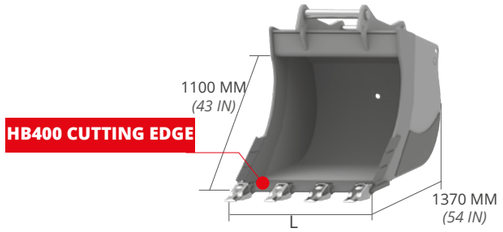

L MM *(IN)*	WEIGHT KG* *(LB*)*	CAP. SAE L *(GAL)*	TEETH N.	ADAPTERS
600 *(24)*	457 *(1008)*	480 *(126,8)*	3	AF - S - CM CS - CW CS JANUS PRO
800 *(31)*	559 *(1232)*	690 *(182,3)*	4	AF - S - CM CS - CW CS JANUS PRO
1000 *(39)*	671 *(1479)*	900 *(237,7)*	5	AF - S - CM CS - CW CS JANUS PRO
1200 *(47)*	773 *(1704)*	1110 *(293,2)*	5	AF - S - CM CS - CW CS JANUS PRO
1300 *(52)*	824 *(1817)*	1220 *(322,2)*	6	AF - S - CM CS - CW CS JANUS PRO
1400 *(55)*	875 *(1929)*	1330 *(351,3)*	6	AF - S - CM CS - CW CS JANUS PRO

* weight of the tank excluding attachment

BS HD CABLE BUCKET HEAVY DUTY

SCANDINAVIA PROFILE

HB400

ITS ELONGATED PROFILE AVOIDS THAT THE GROUND STICKS TO THE BUCKET'S SIDE WALLS AND SIMPLIFIES THE DISCHARGE OF LOAMY AND WET MATERIALS. ITS HOLLOW SIDE WALLS HELP THE CROSSING OF GAS AND HYDRAULIC PIPES OR PLANTS, ETC. THE BLADE, THE SIDE CAST CUTTERS AND SIDE REINFORCEMENTS AND THE REAR STRIPS ARE MADE OF HB400.

MOD.	BS 35HD	BS 40HD	BS 48HD	BS 60HD	BS 67HD	BS 71HD	BS 75HD	BS 80HD	MIDI BS 85HD	EXCAVATOR BS 92HD	BS 100HD	BS 110HD
TONS (LB)	0,8 - 1,5 *(1764 - 3307)*	1,5 - 2,0 *(3307 - 4409)*	2,0 - 3,0 *(4409 - 6614)*	3,0 - 4,0 *(6614 - 8818)*	4,0 - 6,0 *(8818 - 13228)*	6,0 - 7,5 *(13228 - 16535)*	7,5 - 9,0 *(16535 - 19842)*	9,0 - 12,0 *(19842 - 26455)*	12,0 - 14,0 *(26455 - 30865)*	12,0 - 14,0 *(26455 - 30865)*	14,0 - 18,0 *(30865 - 39683)*	18,0 - 22,0 *(39683 - 48502)*

ADAPTERS



STANDARD TECHNICAL FEATURES

1. **ELONGATED PROFILE**
2. **HB400 REINFORCING STRIPS**
   THE HORIZONTAL REINFORCING STRIPS ON THE BUCKET'S REAR AND BOTTOM PROTECT THE BUCKET FROM WEAR AND INCREASE ITS RESISTANCE.
3. **HB400 CUTTING EDGE**
4. **HB400 SIDE CAST CUTTERS AND SIDE REINFORCEMENTS**
   THESE HB400 CAST CUTTERS ARE POSITIONED ON THE SURFACES MOSTLY SUBJECT TO WEAR GRANTING A HIGHER RESISTANCE.
5. **DC TEETH DTE TEETH**

BS35 HD

MACHINE WEIGHT 0,8 - 1,5 *(1764 - 3307 lb)*

ADAPTERS	AR15	CS10	CS10 JANUS PRO	CR15	CM20	S30-150	S30-180	CW00	CW05
	KG 7 *(LB 15)*	KG 10 *(LB 22)*	KG 10 *(LB 22)*	KG 10 *(LB 22)*	KG 10 *(LB 22)*	KG 6 *(LB 13)*	KG 8 *(LB 17)*	KG 5 *(LB 11)*	KG 9 *(LB 19)*

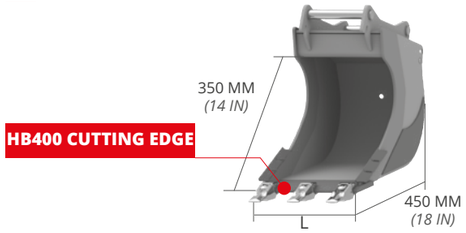

L MM *(IN)*	WEIGHT KG* *(LB*)*	CAP. SAE L *(GAL)*	TEETH N°	ADAPTERS
250 *(10)*	22 *(49)*	24 *(6,3)*	3	AF - AR - CS CR - S - CM CW - CS JANUS PRO
300 *(12)*	24 *(53)*	29 *(7,7)*	3	AF - AR - CS CR - S - CM CW - CS JANUS PRO
350 *(14)*	27 *(60)*	35 *(9,2)*	3	AF - AR - CS CR - S - CM CW - CS JANUS PRO
400 *(16)*	31 *(68)*	41 *(10,1)*	3	AF - AR - CS CR - S - CM CW - CS JANUS PRO

BS40 HD

MACHINE WEIGHT 1,5 - 2,0 *(3307 - 4409 lb)*

ADAPTERS	AR15	AR30	CS10	CS10 JANUS PRO	CR15	CR30	CM20	CM30	S30-150	S30-180	CW05
	KG 7 *(LB 15)*	KG 10 *(LB 22)*	KG 10 *(LB 22)*	KG 10 *(LB 22)*	KG 10 *(LB 22)*	KG 10 *(LB 28)*	KG 10 *(LB 22)*	KG 12 *(LB 26)*	KG 6 *(LB 13)*	KG 8 *(LB 17)*	KG 9 *(LB 19)*

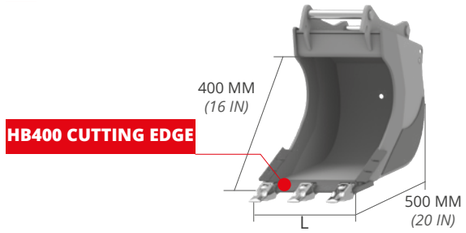

L MM *(IN)*	WEIGHT KG* *(LB*)*	CAP. SAE L *(GAL)*	TEETH N°	ADAPTERS
250 *(10)*	25 *(55)*	24 *(6,3)*	3	AF - AR - CS CR - S - CM CW - CS JANUS PRO
300 *(12)*	27 *(60)*	30 *(7,9)*	3	AF - AR - CS CR - S - CM CW - CS JANUS PRO
350 *(14)*	30 *(66)*	37 *(9,7)*	3	AF - AR - CS CR - S - CM CW - CS JANUS PRO
400 *(16)*	34 *(75)*	44 *(11,6)*	3	AF - AR - CS CR - S - CM CW - CS JANUS PRO

BS48 HD

MACHINE WEIGHT 2,0 - 3,0 *(4409 - 6614 lb)*

ADAPTERS	AR30	AR40	CS10	CS30	CS10 JANUS PRO	CS30 JANUS PRO	CR30	CR40	CM30	S30-150	S30-180	CW05
	KG 10 *(LB 22)*	KG 11 *(LB 24)*	KG 10 *(LB 22)*	KG 18 *(LB 39)*	KG 10 *(LB 22)*	KG 19 *(LB 41)*	KG 13 *(LB 28)*	KG 14 *(LB 30)*	KG 12 *(LB 26)*	KG 6 *(LB 13)*	KG 8 *(LB 17)*	KG 9 *(LB 19)*

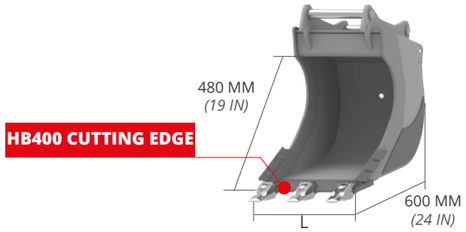

L MM *(IN)*	WEIGHT KG* *(LB*)*	CAP. SAE L *(GAL)*	TEETH N°	ADAPTERS
250 *(10)*	37 *(81)*	36 *(9,5)*	3	AF - AR - CS CR - S - CM CW - CS JANUS PRO
300 *(12)*	42 *(92)*	45 *(,)*	3	AF - AR - CS CR - S - CM CW - CS JANUS PRO
350 *(14)*	47 *(103)*	54 *(11,8)*	3	AF - AR - CS CR - S - CM CW - CS JANUS PRO
400 *(16)*	53 *(116)*	63 *(16,6)*	3	AF - AR - CS CR - S - CM CW - CS JANUS PRO
500 *(20)*	64 *(141)*	83 *(21,9)*	4	AF - AR - CS CR - S - CM CW - CS JANUS PRO

BS60 HD

MACHINE WEIGHT 3,0 - 4,0 *(6614 - 8818 lb)*

ADAPTERS	AR40	CS30	CS30 JANUS PRO	CR40	CM30	S40-200	CW05
	KG 11 *(LB 24)*	KG 18 *(LB 39)*	KG 19 *(LB 41)*	KG 14 *(LB 30)*	KG 12 *(LB 26)*	KG 15 *(LB 33)*	KG 9 *(LB 19)*

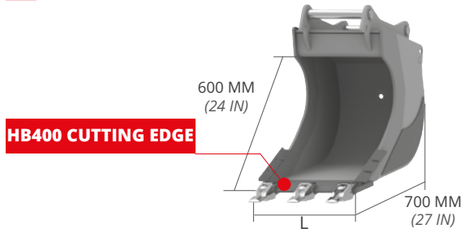

L MM *(IN)*	WEIGHT KG* *(LB*)*	CAP. SAE L *(GAL)*	TEETH N°	ADAPTERS
250 *(10)*	48 *(105)*	54 *(14,3)*	3	AF - AR - CS CR - S - CM CW - CS JANUS PRO
300 *(12)*	53 *(116)*	66 *(17,4)*	3	AF - AR - CS CR - S - CM CW - CS JANUS PRO
350 *(14)*	60 *(132)*	79 *(20,9)*	3	AF - AR - CS CR - S - CM CW - CS JANUS PRO
400 *(16)*	66 *(145)*	93 *(24,6)*	3	AF - AR - CS CR - S - CM CW - CS JANUS PRO
500 *(20)*	78 *(172)*	121 *(31,9)*	4	AF - AR - CS CR - S - CM CW - CS JANUS PRO

* weight of the tank excluding attachment

* weight of the tank excluding attachment

BS67 HD

MACHINE WEIGHT 4,0 - 6,0 *(8818 - 13228 lb)*

ADAPTERS	AR50	CS30	CS30 JANUS PRO	CS80	CR50	CM100	S40-200	CW10
	KG 17 *(LB 37)*	KG 18 *(LB 39)*	KG 19 *(LB 41)*	KG 44 *(LB 97)*	KG 22 *(LB 48)*	KG 35 *(LB 77)*	KG 15 *(LB 33)*	KG 23 *(LB 50)*

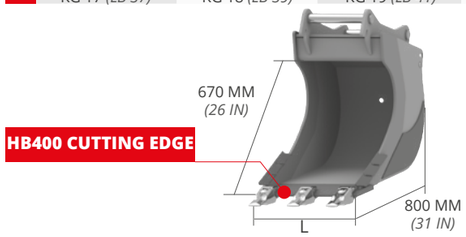

L MM *(IN)*	WEIGHT KG* *(LB*)*	CAP. SAE L *(GAL)*	TEETH N°	ADAPTERS
300 *(12)*	70 *(154)*	78 *(20,6)*	3	AF - AR - CS CR - S - CM CW - CS JANUS PRO
350 *(14)*	80 *(176)*	95 *(25,1)*	3	AF - AR - CS CR - S - CM CW - CS JANUS PRO
400 *(16)*	90 *(198)*	111 *(29,3)*	3	AF - AR - CS CR - S - CM CW - CS JANUS PRO
500 *(20)*	109 *(240)*	146 *(38,5)*	4	AF - AR - CS CR - S - CM CW - CS JANUS PRO

BS71 HD

MACHINE WEIGHT 6,0 - 7,5 *(13228 - 16535 lb)*

ADAPTERS	AR70	CS80	CS80 JANUS PRO	CR70	CM100	S45	S50	CW10
	KG 24 *(LB 52)*	KG 44 (LB *97)*	KG 46 (LB 101)	KG 34 (LB 75)	KG 35 (LB 77)	KG 28 (LB 51)	KG 29 (LB 63)	KG 23 (LB 50)

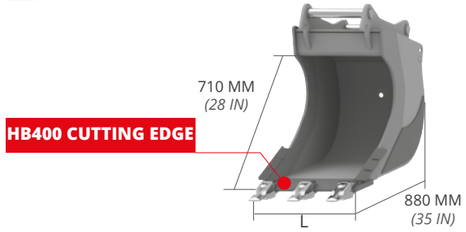

L MM *(IN)*	WEIGHT KG* *(LB*)*	CAP. SAE L *(GAL)*	TEETH N°	ADAPTERS
350 *(14)*	101 *(223)*	112 *(29,6)*	3	AF - AR - CS CR - S - CM CW - CS JANUS PRO
400 *(16)*	111 *(245)*	132 *(34,9)*	3	AF - AR - CS CR - S - CM CW - CS JANUS PRO
500 *(20)*	133 *(293)*	172 *(45,4)*	4	AF - AR - CS CR - S - CM CW - CS JANUS PRO
600 *(24)*	152 *(335)*	215 *(56,7)*	4	AF - AR - CS CR - S - CM CW - CS JANUS PRO

BS75 HD

MACHINE WEIGHT 7,5 - 9,0 *(16535 - 1982 lb)*

ADAPTERS	CS80	CS80 JANUS PRO	CR70	CM100	S45	S50	CW10
	KG 44 *(LB 97)*	KG 46 *(LB 101)*	KG 34 *(LB 75)*	KG 35 *(LB 77)*	KG 28 *(LB 61)*	KG 29 *(LB 63)*	KG 23 *(LB 50)*

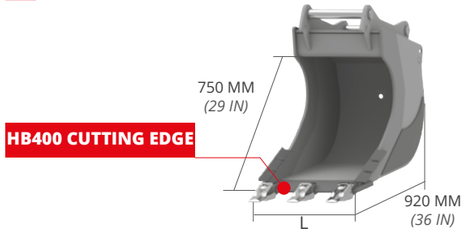

L MM *(IN)*	WEIGHT KG* *(LB*)*	CAP. SAE L *(GAL)*	TEETH N°	ADAPTERS
350 *(14)*	106 *(234)*	117 *(30,9)*	3	AF - CS CR - S - CM CW - CS JANUS PRO
400 *(16)*	118 *(260)*	138 *(36,5)*	3	AF - CS CR - S - CM CW - CS JANUS PRO
500 *(20)*	138 *(304)*	181 *(47,8)*	4	AF - CS CR - S - CM CW - CS JANUS PRO
600 *(24)*	160 *(353)*	226 *(59,7)*	4	AF - CS CR - S - CM CW - CS JANUS PRO

* weight of the tank excluding attachment

BS80 HD

MACHINE WEIGHT 9,0 - 12,0 *(1982 - 26455 lb)*

ADAPTERS	CS80	CS80 JANUS PRO	CR70	CM100	CM180	S45	S50	CW10
	KG 44 *(LB 97)*	KG 46 *(LB 101)*	KG 34 *(LB 75)*	KG 35 *(LB 77)*	KG 66 *(LB 145)*	KG 28 *(LB 61)*	KG 29 *(LB 63)*	KG 23 *(LB 50)*

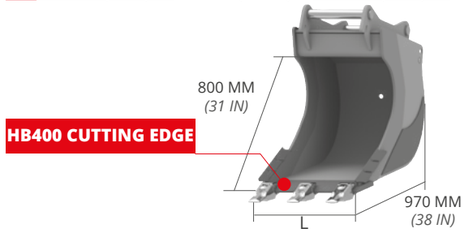

L MM *(IN)*	WEIGHT KG* *(LB*)*	CAP. SAE L *(GAL)*	TEETH N°	ADAPTERS
400 *(16)*	130 *(286)*	161 *(42,5)*	3	AF - CS CR - S - CM CW - CS JANUS PRO
500 *(20)*	157 *(346)*	210 *(55,4)*	3	AF - CS CR - S - CM CW - CS JANUS PRO
600 *(24)*	186 *(410)*	261 *(68,9)*	4	AF - CS CR - S - CM CW - CS JANUS PRO

* weight of the tank excluding attachment

BS85 HD MIDI

MACHINE WEIGHT 12,0 - 14,0 *(26455 - 30865 lb)*

ADAPTERS	CS100	CS100 JANUS PRO	CM180	S60	CW20
	KG 45 *(LB 99)*	KG 93 *(LB 205)*	KG 66 *(LB 145)*	KG 57 *(LB 125)*	KG 57 *(LB 126)*

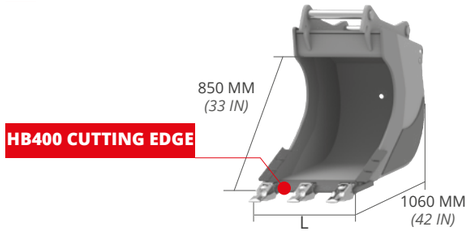

L MM *(IN)*	WEIGHT KG* *(LB*)*	CAP. SAE L *(GAL)*	TEETH N°	ADAPTERS
400 *(16)*	164 *(361)*	184 *(48,6)*	3	AF - S - CM CS - CW CS JANUS PRO
500 *(20)*	192 *(423)*	242 *(63,9)*	3	AF - S - CM CS - CW CS JANUS PRO
600 *(24)*	220 *(485)*	301 *(79,5)*	4	AF - S - CM CS - CW CS JANUS PRO

BS92 HD EXCAVATOR

MACHINE WEIGHT 12,0 - 14,0 *(26455 - 30865 lb)*

ADAPTERS	CS100	CS100 JANUS PRO	CM180	S60	CW20
	KG 45 *(LB 99)*	KG 93 *(LB 205)*	KG 66 *(LB 145)*	KG 57 *(LB 125)*	KG 57 *(LB 126)*

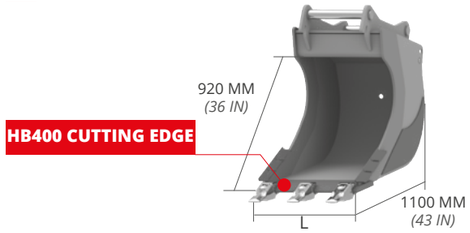

L MM *(IN)*	WEIGHT KG* *(LB*)*	CAP. SAE L *(GAL)*	TEETH N°	ADAPTERS
400 *(16)*	188 *(414)*	206 *(54,4)*	3	AF - S - CM CS - CW CS JANUS PRO
500 *(20)*	225 *(496)*	270 *(71,3)*	3	AF - S - CM CS - CW CS JANUS PRO
600 *(24)*	256 *(564)*	337 *(89,0)*	4	AF - S - CM CS - CW CS JANUS PRO

BS100 HD

MACHINE WEIGHT 14,0 - 18,0 t *(30865 - 39683 lb)*

ADAPTERS	CS100	CS100 JANUS PRO	CM180	S60	CW20
	KG 45 *(LB 99)*	KG 93 *(LB 205)*	KG 66 *(LB 145)*	KG 57 *(LB 125)*	KG 57 *(LB 126)*

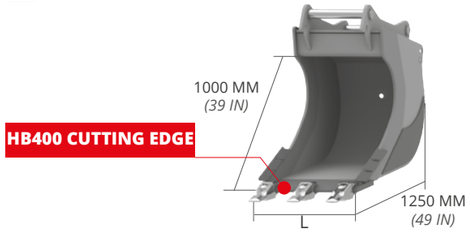

L MM *(IN)*	WEIGHT KG* *(LB*)*	CAP. SAE L *(GAL)*	TEETH N°	ADAPTERS
400 *(16)*	259 *(571)*	245 *(64,7)*	3	AF - S - CM CS - CW CS JANUS PRO
500 *(20)*	301 *(664)*	320 *(84,5)*	3	AF - S - CM CS - CW CS JANUS PRO
600 *(24)*	343 *(756)*	398 *(105,1)*	3	AF - S - CM CS - CW CS JANUS PRO

BS110 HD

MACHINE WEIGHT 18,0 - 22,0 t *(39683 - 48502 lb)*

ADAPTERS	CS100	CS100 JANUS PRO	CM180	S60	CW30
	KG 45 *(LB 99)*	KG 93 *(LB 205)*	KG 66 *(LB 145)*	KG 57 *(LB 125)*	KG 66 *(LB 145)*

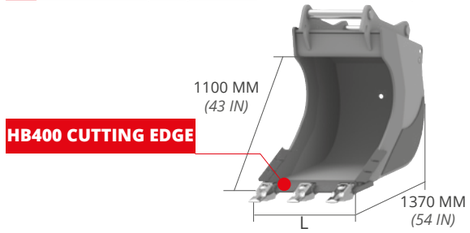

L MM *(IN)*	WEIGHT KG* *(LB*)*	CAP. SAE L *(GAL)*	TEETH N°	ADAPTERS
400 *(16)*	335 *(739)*	283 *(74,8)*	3	AF - S - CM CS - CW CS JANUS PRO
500 *(20)*	385 *(761)*	372 *(98,3)*	3	AF - S - CM CS - CW CS JANUS PRO
600 *(24)*	435 *(860)*	464 *(122,6)*	3	AF - S - CM CS - CW CS JANUS PRO

* weight of the tank excluding attachment

* weight of the tank excluding attachment

SPS 8°HD DITCH CLEANING BUCKET 8° HEAVY DUTY

SCANDINAVIA PROFILE

HB400

ADAPTERS



THE SPECIAL HOLLOW PROFILE MAKES IT SUITABLE FOR A COMBINED USAGE WITH THE ROTOTWIST SYSTEM. THE 8° CONE-SHAPE REAR FORM ENABLES THE BUCKET TO ROTATE INSIDE THE EXCAVATION AREA WITHOUT SPOILING IT. IT HAS BEEN REINFORCED IN ALL THE MOST STRESSED AREAS. THE BLADE, THE SIDE CAST CUTTERS AND SIDE REINFORCEMENTS AND THE REAR STRIPS ARE MADE OF HB400.

THE INSTALLATION OF BEZELS IS HIGHLY RECOMMENDED FOR BUCKETS WIDER THAN 1400 MM, IN ORDER TO AVOID DAMAGES TO THE BUCKET IN CASE OF HEAVY DUTY JOBS OR WITH PARTICULARLY HARD TERRAINS:

- **WIDTH FROM 1400 TO 1500 MM: NR. 1 BEZEL**
- **WIDTH FROM 1600 TO 1600 MM: NR. 2 BEZELS**
- **WIDTH FROM 1800 TO 2200 MM: NR. 3 BEZELS**

							MIDI	EXCAVATOR	
MOD.	**SPS 30 8°HD**	**SPS 35 8°HD**	**SPS 40 8°HD**	**SPS 45 8°HD**	**SPS 50 8°HD**	**SPS 55 8°HD**	**SPS 60 8°HD**	**SPS 65 8°HD**	**SPS 70 8°HD**
TONS *(LB)*	0,8 - 1,5 *(1764 - 3307)*	1,5 - 2,0 *(3307 - 4409)*	2,0 - 3,0 *(4409 - 6614)*	3,0 - 4,0 *(6614 - 8818)*	4,0 - 6,0 *(8818 - 13228)*	6,0 - 7,5 *(13228 - 16535)*	7,5 - 12,0 *(16535 - 26456)*	12,0 - 18,0 *(26456 - 39683)*	18,0 - 22,0 *(39683 - 48502)*

STANDARD TECHNICAL FEATURES

1. **ELONGATED PROFILE**
2. **HB400 REINFORCING STRIPS**
   THE HORIZONTAL REINFORCING STRIPS ON THE BUCKET'S REAR AND BOTTOM PROTECT THE BUCKET FROM WEAR AND INCREASE ITS RESISTANCE.
3. **HB400 CUTTING EDGE**
4. **HB400 SIDE CAST CUTTERS AND SIDE REINFORCEMENTS**
   THESE HB400 CAST CUTTERS ARE POSITIONED ON THE SURFACES MOSTLY SUBJECT TO WEAR GRANTING A HIGHER RESISTANCE.
5. **8° CONE SHAPE**

OPTIONAL

6. **BEZEL**
   IT ENSURES A HIGHER STRUCTURAL RESISTANCE. HIGHLY RECOMMENDED WITH BUCKETS 1400MM WIDE OR MORE.
7. **REAR RAZOR**
   WHEN THE MACHINE'S ARM IS KEPT CLOSED, IT ALLOWS TO FINISH SURFACES EVENLY.
8. **HB500 WELDED ADDITIONAL CUTTING EDGE**
   Recommended to work on particularly abrasive soils.

SPS30 8°HD

MACHINE WEIGHT 0,8 - 1,5 *(1764 - 3307 lb)*

ADAPTERS	AR15	CS10	CS10 JANUS PRO	CR15	CM20	S30-150	S30-180	CW00	CW05
	KG 7 *(LB 15)*	KG 10 *(LB 22)*	KG 10 *(LB 22)*	KG 10 *(LB 22)*	KG 10 *(LB 22)*	KG 6 *(LB 13)*	KG 8 *(LB 17)*	KG 5 *(LB 11)*	KG 9 *(LB 19)*

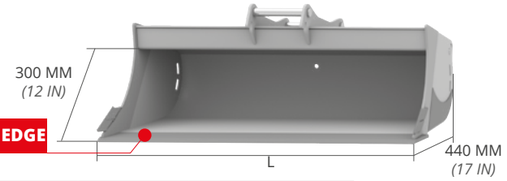

HB400 CUTTING EDGE

L MM *(IN)*	WEIGHT KG* *(LB*)*	CAP. SAE L *(GAL)*	ADAPTERS
600 *(24)*	32 *(70)*	42 *(11,1)*	AF - AR - CS
			CR - S - CM
			CW - CS JANUS PRO
700 *(28)*	38 *(83)*	50 *(13,2)*	AF - AR - CS
			CR - S - CM
			CW - CS JANUS PRO
800 *(31)*	43 *(94)*	58 *(22,4)*	AF - AR - CS
			CR - S - CM
			CW - CS JANUS PRO

OPTIONAL

6	7
REAR RAZOR	HB500 WELDED ADDITIONAL CUTTING EDGE

SPS35 8°HD

MACHINE WEIGHT 1,5 - 2,0 *(3307 - 4409 lb)*

ADAPTERS	AR15	AR30	CS10	CS10 JANUS PRO	CR15	CR30	CM20	CM30	S30-150	S30-180	CW05
	KG 7 *(LB 15)*	KG 10 *(LB 22)*	KG 10 *(LB 22)*	KG 10 *(LB 22)*	KG 10 *(LB 22)*	KG 10 *(LB 22)*	KG 10 *(LB 22)*	KG 12 *(LB 26)*	KG 6 *(LB 13)*	KG 8 *(LB 17)*	KG 9 *(LB 19)*



HB400 CUTTING EDGE

L MM *(IN)*	WEIGHT KG* *(LB*)*	CAP. SAE L *(GAL)*	ADAPTERS
800 *(31)*	51 *(112)*	75 *(19,8)*	AF - AR - CS
			CR - S - CM
			CW - CS JANUS PRO
900 *(35)*	57 *(125)*	85 *(22,4)*	AF - AR - CS
			CR - S - CM
			CW - CS JANUS PRO
1000 *(39)*	63 *(138)*	95 *(25,1)*	AF - AR - CS
			CR - S - CM
			CW - CS JANUS PRO
1200 *(47)*	76 *(167)*	115 *(30,4)*	AF - AR - CS
			CR - S - CM
			CW - CS JANUS PRO

OPTIONAL

6	7
REAR RAZOR	HB500 WELDED ADDITIONAL CUTTING EDGE

SPS40 8°HD

MACHINE WEIGHT 2,0 - 3,0 *(4409 - 6614 lb)*

ADAPTERS	AR30	AR40	CS10	CS30	CS10 JANUS PRO	CS30 JANUS PRO	CR30	CR40	CM30	S30-150	S30-180	CW05
	KG 10 *(LB 22)*	KG 11 *(LB 24)*	KG 10 *(LB 22)*	KG 18 *(LB 39)*	KG 10 *(LB 22)*	KG 19 *(LB 41)*	KG 13 *(LB 28)*	KG 14 *(LB 30)*	KG 12 *(LB 26)*	KG 6 *(LB 13)*	KG 8 *(LB 17)*	KG 9 *(LB 19)*



HB400 CUTTING EDGE

L MM *(IN)*	WEIGHT KG* *(LB*)*	CAP. SAE L *(GAL)*	ADAPTERS
1000 *(39)*	84 *(185)*	115 *(30,4)*	AF - AR - CS
			CR - S - CM
			CW - CS JANUS PRO
1100 *(43)*	93 *(205)*	129 *(34,1)*	AF - AR - CS
			CR - S - CM
			CW - CS JANUS PRO
1200 *(47)*	101 *(222)*	143 *(37,8)*	AF - AR - CS
			CR - S - CM
			CW - CS JANUS PRO
1400 *(55)*	118 *(260)*	157 *(41,5)*	AF - AR - CS
			CR - S - CM
			CW - CS JANUS PRO

OPTIONAL

6	7
REAR RAZOR	HB500 WELDED ADDITIONAL CUTTING EDGE

* weight of the tank excluding attachment

SPS45 8°HD

MACHINE WEIGHT 3,0 - 4,0 *(6614 - 8818 lb)*

ADAPTERS	AR40	CS30	CS30 JANUS PRO	CR40	CM30	S40-200	CW05
	KG 11 *(LB 24)*	KG 18 *(LB 39)*	KG 19 *(LB 41)*	KG 14 *(LB 30)*	KG 12 *(LB 26)*	KG 15 *(LB 33)*	KG 9 *(LB 19)*



HB400 CUTTING EDGE

L MM *(IN)*	WEIGHT KG* *(LB*)*	CAP. SAE L *(GAL)*	ADAPTERS
1000 *(39)*	108 *(238)*	132 *(34,9)*	AF - AR - CS
			CR - S - CM
			CW - CS JANUS PRO
1100 *(43)*	118 *(260)*	150 *(39,6)*	AF - AR - CS
			CR - S - CM
			CW - CS JANUS PRO
1200 *(47)*	125 *(275)*	168 *(44,4)*	AF - AR - CS
			CR - S - CM
			CW - CS JANUS PRO
1400 *(55)*	147 *(324)*	204 *(53,9)*	AF - AR - CS
			CR - S - CM
			CW - CS JANUS PRO
1500 *(59)*	159 *(350)*	222 *(58,6)*	AF - AR - CS
			CR - S - CM
			CW - CS JANUS PRO

OPTIONAL

6	7
REAR RAZOR	HB500 WELDED ADDITIONAL CUTTING EDGE

* weight of the tank excluding attachment

SPS50 8°HD MACHINE WEIGHT 4,0 - 6,0 *(8818 - 13228 lb)*

ADAPTERS	AR50	CS30	CS30 JANUS PRO	CS80	CR50	CM100	S40-200	CW10
	KG 17 *(LB 37)*	KG 18 *(LB 39)*	KG 19 *(LB 41)*	KG 44 *(LB 97)*	KG 22 *(LB 48)*	KG 35 *(LB 77)*	KG 15 *(LB 33)*	KG 23 *(LB 50)*

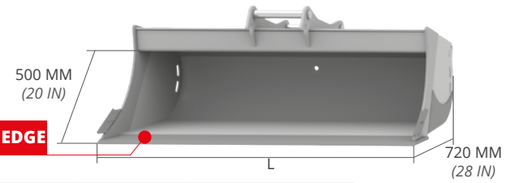

HB400 CUTTING EDGE

L MM *(IN)*	WEIGHT KG* *(LB*)*	CAP. SAE L *(GAL)*	ADAPTERS
1200 *(47)*	158 *(348)*	210 *(55,5)*	AF - AR - CS CR - S - CM CW - CS JANUS PRO
1300 *(51)*	170 *(374)*	230 *(60,8)*	AF - AR - CS CR - S - CM CW - CS JANUS PRO
1400 *(55)*	182 *(401)*	250 *(66,0)*	AF - AR - CS CR - S - CM CW - CS JANUS PRO
1600 *(63)*	206 *(454)*	290 *(76,7)*	AF - AR - CS CR - S - CM CW - CS JANUS PRO

OPTIONAL

5	6	7
BEZEL	REAR RAZOR	HB500 WELDED ADDITIONAL CUTTING EDGE

SPS55 8°HD MACHINE WEIGHT 6,0 - 7,5 *(13228 - 16535 lb)*

ADAPTERS	AR70	CS80	CS80 JANUS PRO	CR70	CM100	S45	S50	CW10
	KG 24 *(LB 52)*	KG 44 (LB 97)	KG 46 (LB 101)	KG 34 (LB 75)	KG 35 (LB 77)	KG 28 (LB 51)	KG 29 (LB 63)	KG 23 (LB 50)



HB400 CUTTING EDGE

L MM *(IN)*	WEIGHT KG* *(LB*)*	CAP. SAE L *(GAL)*	ADAPTERS
1300 *(51)*	204 *(449)*	300 *(79,2)*	AF - AR - CS CR - S - CM CW - CS JANUS PRO
1400 *(55)*	219 *(482)*	325 *(85,6)*	AF - AR - CS CR - S - CM CW - CS JANUS PRO
1500 *(59)*	234 *(515)*	350 *(92,4)*	AF - AR - CS CR - S - CM CW - CS JANUS PRO
1600 *(63)*	248 *(546)*	375 *(99,1)*	AF - AR - CS CR - S - CM CW - CS JANUS PRO
1800 *(71)*	277 *(610)*	425 *(112,3)*	AF - AR - CS CR - S - CM CW - CS JANUS PRO

OPTIONAL

5	6	7
BEZEL	REAR RAZOR	HB500 WELDED ADDITIONAL CUTTING EDGE

SPS60 8°HD MIDI MACHINE WEIGHT 7,5 - 12,0 *(16535 - 26456 lb)*

ADAPTERS	CS80	CS80 JANUS PRO	CR70	CM100	S45	S50	CW10
	KG 44 *(LB 97)*	KG 46 *(LB 101)*	KG 34 *(LB 75)*	KG 35 *(LB 77)*	KG 28 *(LB 61)*	KG 29 *(LB 63)*	KG 23 *(LB 50)*



HB400 CUTTING EDGE

L MM *(IN)*	WEIGHT KG* *(LB*)*	CAP. SAE L *(GAL)*	ADAPTERS
1400 *(55)*	247 *(544)*	360 *(95,1)*	AF - CS CR - S - CM CW - CS JANUS PRO
1500 *(59)*	263 *(579)*	400 *(105,7)*	AF - CS CR - S - CM CW - CS JANUS PRO
1600 *(63)*	279 *(615)*	430 *(113,6)*	AF - CS CR - S - CM CW - CS JANUS PRO
1800 *(71)*	309 *(681)*	490 *(129,4)*	AF - CS CR - S - CM CW - CS JANUS PRO
2000 *(79)*	346 *(762)*	550 *(145,3)*	AF - CS CR - S - CM CW - CS JANUS PRO

OPTIONAL

5	6	7
BEZEL	REAR RAZOR	HB500 WELDED ADDITIONAL CUTTING EDGE

* weight of the tank excluding attachment

SPS65 8°HD EXCAVATOR MACHINE WEIGHT 12,0 - 18,0 t *(26456 - 39683 lb)*

ADAPTERS	CS100	CS100 JANUS PRO	CM180	S60	CW20
	KG 45 *(LB 99)*	KG 93 *(LB 205)*	KG 66 *(LB 145)*	KG 57 *(LB 125)*	KG 57 *(LB 126)*



HB400 CUTTING EDGE

L MM *(IN)*	WEIGHT KG* *(LB*)*	CAP. SAE L *(GAL)*	ADAPTERS
1400 *(55)*	322 *(710)*	466 *(123,1)*	AF - S - CM CS - CW CS JANUS PRO
1500 *(59)*	344 *(758)*	500 *(132,1)*	AF - S - CM CS - CW CS JANUS PRO
1600 *(63)*	368*(811)*	534 *(141,1)*	AF - S - CM CS - CW CS JANUS PRO
1800 *(71)*	412 *(908)*	602 *(159,1)*	AF - S - CM CS - CW CS JANUS PRO
2000 *(79)*	455 *(1003)*	670 *(176,1)*	AF - S - CM CS - CW CS JANUS PRO

OPTIONAL

5	6	7
BEZEL	REAR RAZOR	HB500 WELDED ADDITIONAL CUTTING EDGE

* weight of the tank excluding attachment

SPS70 8°HD MACHINE WEIGHT 18,0 - 22,0 t *(39683 - 48502 lb)*

ADAPTERS	CS100	CS100 JANUS PRO	CM180	S60	CW30
	KG 45 *(LB 99)*	KG 93 *(LB 205)*	KG 66 *(LB 145)*	KG 57 *(LB 125)*	KG 66 *(LB 145)*



HB400 CUTTING EDGE

L MM *(IN)*	WEIGHT KG* *(LB*)*	CAP. SAE L *(GAL)*	ADAPTERS
1500 *(59)*	422 *(930)*	600 *(158,5)*	AF - S - CM
			CS - CW
			CS JANUS PRO
1600 *(63)*	449 *(989)*	640 *(169,1)*	AF - S - CM
			CS - CW
			CS JANUS PRO
1800 *(71)*	503 *(1108)*	720 *(190,2)*	AF - S - CM
			CS - CW
			CS JANUS PRO
2000 *(79)*	555 *(1223)*	800 *(211,3)*	AF - S - CM
			CS - CW
			CS JANUS PRO
2200 *(87)*	605 *(1333)*	880 *(232,5)*	AF - S - CM
			CS - CW
			CS JANUS PRO

OPTIONAL

5	6	7
BEZEL	REAR RAZOR	HB500 WELDED ADDITIONAL CUTTING EDGE

* weight of the tank excluding attachment

SPS 25°HD DITCH CLEANING BUCKET 25° HEAVY DUTY

SCANDINAVIA PROFILE

HB400

THE SPECIAL 25° HOLLOW PROFILE MAKES IT SUITABLE FOR A COMBINED USAGE WITH THE ROTOTWIST SYSTEM. THE 8° CONE-SHAPE REAR FORM ENABLES THE BUCKET TO ROTATE INSIDE THE EXCAVATION AREA WITHOUT SPOILING IT. IT HAS BEEN REINFORCED IN ALL THE MOST STRESSED AREAS. THE BLADE, THE SIDE CAST CUTTERS AND SIDE REINFORCEMENTS AND THE REAR STRIPS ARE MADE OF HB400.

THE INSTALLATION OF BEZELS IS HIGHLY RECOMMENDED FOR BUCKETS WIDER THAN 1400 MM, IN ORDER TO AVOID DAMAGES TO THE BUCKET IN CASE OF HEAVY DUTY JOBS OR WITH PARTICULARLY HARD TERRAINS:

- **WIDTH FROM 1400 TO 1500 MM: NR. 1 BEZEL**
- **WIDTH FROM 1600 TO 1600 MM: NR. 2 BEZELS**
- **WIDTH FROM 1800 TO 2200 MM: NR. 3 BEZELS**

							MIDI	EXCAVATOR	
MOD.	**SPS 30 25°HD**	**SPS 35 25°HD**	**SPS 40 25°HD**	**SPS 45 25°HD**	**SPS 50 25°HD**	**SPS 55 25°HD**	**SPS 60 25°HD**	**SPS 65 25°HD**	**SPS 70 25°HD**
TONS (LB)	0,8 - 1,5 *(1764 - 3307)*	1,5 - 2,0 *(3307 - 4409)*	2,0 - 3,0 *(4409 - 6614)*	3,0 - 4,0 *(6614 - 8818)*	4,0 - 6,0 *(8818 - 13228)*	6,0 - 7,5 *(13228 - 16535)*	7,5 - 12,0 *(16535 - 26456)*	12,0 - 18,0 *(26456 - 39683)*	18,0 - 22,0 *(39683 - 48502)*

ADAPTERS



STANDARD TECHNICAL FEATURES

1. **ELONGATED PROFILE**
2. **HB400 REINFORCING STRIPS**
   THE HORIZONTAL REINFORCING STRIPS ON THE BUCKET'S REAR AND BOTTOM PROTECT THE BUCKET FROM WEAR AND INCREASE ITS RESISTANCE.
3. **HB400 CUTTING EDGE**
4. **HB400 SIDE CAST CUTTERS AND SIDE REINFORCEMENTS**
   THESE HB400 CAST CUTTERS ARE POSITIONED ON THE SURFACES MOSTLY SUBJECT TO WEAR GRANTING A HIGHER RESISTANCE.
5. **8° CONE SHAPE AND 25° HOLLOW PROFILE**

OPTIONAL

6. **BEZEL**
   IT ENSURES A HIGHER STRUCTURAL RESISTANCE. HIGHLY RECOMMENDED WITH BUCKETS 1400MM WIDE OR MORE.
7. **HB500 WELDED ADDITIONAL CUTTING EDGE**
   RECOMMENDED TO WORK ON PARTICULARLY ABRASIVE SOILS.

SPS30 25°HD MACHINE WEIGHT 0,8 - 1,5 *(1764 - 3307 lb)*

ADAPTERS	AR15	CS10	CS10 JANUS PRO	CR15	CM20	S30-150	S30-180	CW00	CW05
	KG 7 *(LB 15)*	KG 10 *(LB 22)*	KG 10 *(LB 22)*	KG 10 *(LB 22)*	KG 10 *(LB 22)*	KG 6 *(LB 13)*	KG 8 *(LB 17)*	KG 5 *(LB 11)*	KG 9 *(LB 19)*

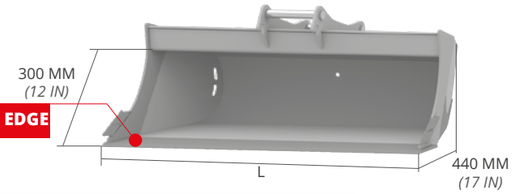

L MM *(IN)*	WEIGHT KG* *(LB*)*	CAP. SAE L *(GAL)*	ADAPTERS
600 *(24)*	30 *(66)*	41 *(10,8)*	AF - AR - CS
			CR - S - CM
			CW - CS JANUS PRO
700 *(28)*	36 *(79)*	49 *(12,9)*	AF - AR - CS
			CR - S - CM
			CW - CS JANUS PRO
800 *(31)*	41 *(90)*	57 *(15,0)*	AF - AR - CS
			CR - S - CM
			CW - CS JANUS PRO

OPTIONAL

6

HB500 WELDED ADDITIONAL CUTTING EDGE

SPS35 25°HD MACHINE WEIGHT 1,5 - 2,0 *(3307 - 4409 lb)*

ADAPTERS	AR15	AR30	CS10	CS10 JANUS PRO	CR15	CR30	CM20	CM30	S30-150	S30-180	CW05
	KG 7 *(LB 15)*	KG 10 *(LB 22)*	KG 10 *(LB 22)*	KG 10 *(LB 22)*	KG 10 *(LB 22)*	KG 10 *(LB 22)*	KG 10 *(LB 22)*	KG 12 *(LB 26)*	KG 6 *(LB 13)*	KG 8 *(LB 17)*	KG 9 *(LB 19)*



L MM *(IN)*	WEIGHT KG* *(LB*)*	CAP. SAE L *(GAL)*	ADAPTERS
800 *(31)*	49 *(108)*	74 *(19,5)*	AF - AR - CS
			CR - S - CM
			CW - CS JANUS PRO
900 *(35)*	55 *(121)*	84 *(22,1)*	AF - AR - CS
			CR - S - CM
			CW - CS JANUS PRO
1000 *(39)*	61 *(134)*	94 *(24,8)*	AF - AR - CS
			CR - S - CM
			CW - CS JANUS PRO
1200 *(47)*	74 *(163)*	114 *(30,1)*	AF - AR - CS
			CR - S - CM
			CW - CS JANUS PRO

OPTIONAL

6

HB500 WELDED ADDITIONAL CUTTING EDGE

SPS40 25°HD MACHINE WEIGHT 2,0 - 3,0 *(4409 - 6614 lb)*

ADAPTERS	AR30	AR40	CS10	CS30	CS10 JANUS PRO	CS30 JANUS PRO	CR30	CR40	CM30	S30-150	S30-180	CW05
	KG 10 *(LB 22)*	KG 11 *(LB 24)*	KG 10 *(LB 22)*	KG 18 *(LB 39)*	KG 10 *(LB 22)*	KG 19 *(LB 41)*	KG 13 *(LB 28)*	KG 14 *(LB 30)*	KG 12 *(LB 26)*	KG 6 *(LB 13)*	KG 8 *(LB 17)*	KG 9 *(LB 19)*

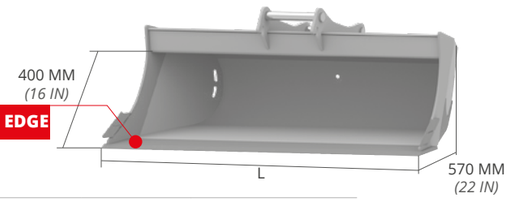

L MM *(IN)*	WEIGHT KG* *(LB*)*	CAP. SAE L *(GAL)*	ADAPTERS
1000 *(39)*	81 *(178)*	113 *(29,8)*	AF - AR - CS
			CR - S - CM
			CW - CS JANUS PRO
1100 *(43)*	90 *(198)*	127 *(33,5)*	AF - AR - CS
			CR - S - CM
			CW - CS JANUS PRO
1200 *(47)*	98 *(216)*	141 *(37,2)*	AF - AR - CS
			CR - S - CM
			CW - CS JANUS PRO
1400 *(55)*	115 *(253)*	155 *(40,9)*	AF - AR - CS
			CR - S - CM
			CW - CS JANUS PRO

OPTIONAL

6

HB500 WELDED ADDITIONAL CUTTING EDGE

SPS45 25°HD MACHINE WEIGHT 3,0 - 4,0 *(6614 - 8818 lb)*

ADAPTERS	AR40	CS30	CS30 JANUS PRO	CR40	CM30	S40-200	CW05
	KG 11 *(LB 24)*	KG 18 *(LB 39)*	KG 19 *(LB 41)*	KG 14 *(LB 30)*	KG 12 *(LB 26)*	KG 15 *(LB 33)*	KG 9 *(LB 19)*

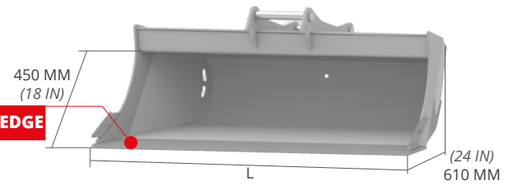

L MM *(IN)*	WEIGHT KG* *(LB*)*	CAP. SAE L *(GAL)*	ADAPTERS
1000 *(39)*	104 *(229)*	129 *(34,0)*	AF - AR - CS
			CR - S - CM
			CW - CS JANUS PRO
1100 *(43)*	114 *(251)*	147 *(38,8)*	AF - AR - CS
			CR - S - CM
			CW - CS JANUS PRO
1200 *(47)*	121 *(266)*	165 *(43,6)*	AF - AR - CS
			CR - S - CM
			CW - CS JANUS PRO
1400 *(55)*	143 *(315)*	201 *(53,1)*	AF - AR - CS
			CR - S - CM
			CW - CS JANUS PRO
1500 *(59)*	155 *(341)*	219 *(57,8)*	AF - AR - CS
			CR - S - CM
			CW - CS JANUS PRO

OPTIONAL

6

HB500 WELDED ADDITIONAL CUTTING EDGE

* weight of the tank excluding attachment

* weight of the tank excluding attachment

SPS50 25°HD MACHINE WEIGHT 4,0 - 6,0 *(8818 - 13228 lb)*

ADAPTERS	AR50	CS30	CS30 JANUS PRO	CS80	CR50	CM100	S40-200	CW10
	KG 17 *(LB 37)*	KG 18 *(LB 39)*	KG 19 *(LB 41)*	KG 44 *(LB 97)*	KG 22 *(LB 48)*	KG 35 *(LB 77)*	KG 15 *(LB 33)*	KG 23 *(LB 50)*

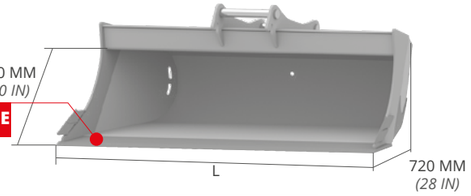

L MM *(IN)*	WEIGHT KG* *(LB*)*	CAP. SAE L *(GAL)*	ADAPTERS
1200 *(47)*	153 *(337)*	204 *(53,8)*	AF - AR - CS
			CR - S - CM
			CW - CS JANUS PRO
1300 *(51)*	165 *(363)*	224 *(59,1)*	AF - AR - CS
			CR - S - CM
			CW - CS JANUS PRO
1400 *(55)*	177 *(390)*	244 *(64,4)*	AF - AR - CS
			CR - S - CM
			CW - CS JANUS PRO
1600 *(63)*	201 *(443)*	284 *(75,0)*	AF - AR - CS
			CR - S - CM
			CW - CS JANUS PRO

OPTIONAL

5	6
BEZEL	HB500 WELDED ADDITIONAL CUTTING EDGE

SPS55 25°HD MACHINE WEIGHT 6,0 - 7,5 *(13228 - 16535 lb)*

ADAPTERS	AR70	CS80	CS80 JANUS PRO	CR70	CM100	S45	S50	CW10
	KG 24 *(LB 52)*	KG 44 (LB 97)	KG 46 (LB 101)	KG 34 (LB 75)	KG 35 (LB 77)	KG 28 (LB 51)	KG 29 (LB 63)	KG 23 (LB 50)



L MM *(IN)*	WEIGHT KG* *(LB*)*	CAP. SAE L *(GAL)*	ADAPTERS
1300 *(51)*	197 *(434)*	290 *(76,6)*	AF - AR - CS
			CR - S - CM
			CW - CS JANUS PRO
1400 *(55)*	219 *(482)*	315 *(83,2)*	AF - AR - CS
			CR - S - CM
			CW - CS JANUS PRO
1500 *(59)*	227 *(500)*	340 *(89,8)*	AF - AR - CS
			CR - S - CM
			CW - CS JANUS PRO
1600 *(63)*	241 *(531)*	365 *(96,4)*	AF - AR - CS
			CR - S - CM
			CW - CS JANUS PRO
1800 *(71)*	270 *(595)*	415 *(109,6)*	AF - AR - CS
			CR - S - CM
			CW - CS JANUS PRO

OPTIONAL

5	6
BEZEL	HB500 WELDED ADDITIONAL CUTTING EDGE

SPS60 25°HD MIDI MACHINE WEIGHT 7,5 - 12,0 *(16535 - 26456 lb)*

ADAPTERS	CS80	CS80 JANUS PRO	CR70	CM100	S45	S50	CW10
	KG 44 *(LB 97)*	KG 46 *(LB 101)*	KG 34 *(LB 75)*	KG 35 *(LB 77)*	KG 28 *(LB 61)*	KG 29 *(LB 63)*	KG 23 *(LB 50)*

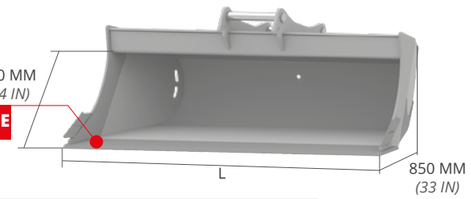

L MM *(IN)*	WEIGHT KG* *(LB*)*	CAP. SAE L *(GAL)*	ADAPTERS
1400 *(55)*	239 *(526)*	345 *(91,1)*	AF - CS
			CR - S - CM
			CW - CS JANUS PRO
1500 *(59)*	255 *(562)*	385 *(101,7)*	AF - CS
			CR - S - CM
			CW - CS JANUS PRO
1600 *(63)*	271 *(597)*	415 *(109,6)*	AF - CS
			CR - S - CM
			CW - CS JANUS PRO
1800 *(71)*	301 *(663)*	445 *(117,5)*	AF - CS
			CR - S - CM
			CW - CS JANUS PRO
2000 *(79)*	338 *(745)*	505 *(133,4)*	AF - CS
			CR - S - CM
			CW - CS JANUS PRO

OPTIONAL

5	6
BEZEL	HB500 WELDED ADDITIONAL CUTTING EDGE

* weight of the tank excluding attachment

SPS65 25°HD EXCAVATOR MACHINE WEIGHT 12,0 - 18,0 t *(26456 - 39683 lb)*

ADAPTERS	CS100	CS100 JANUS PRO	CM180	S60	CW20
	KG 45 *(LB 99)*	KG 93 *(LB 205)*	KG 66 *(LB 145)*	KG 57 *(LB 125)*	KG 57 *(LB 126)*

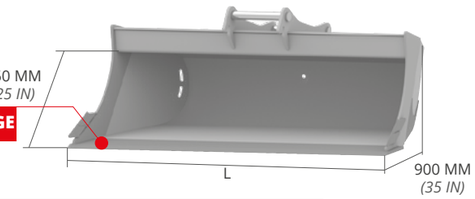

L MM *(IN)*	WEIGHT KG* *(LB*)*	CAP. SAE L *(GAL)*	ADAPTERS
1400 *(55)*	322 *(709)*	448 *(118,3)*	AF - S - CM
			CS - CW
			CS JANUS PRO
1500 *(59)*	346 *(762)*	482 *(127,3)*	AF - S - CM
			CS - CW
			CS JANUS PRO
1600 *(63)*	367 *(809)*	516 *(136,3)*	AF - S - CM
			CS - CW
			CS JANUS PRO
1800 *(71)*	414 *(912)*	584 *(154,3)*	AF - S - CM
			CS - CW
			CS JANUS PRO
2000 *(79)*	438 *(965)*	652 *(172)*	AF - S - CM
			CS - CW
			CS JANUS PRO

OPTIONAL

5	6
BEZEL	HB500 WELDED ADDITIONAL CUTTING EDGE

* weight of the tank excluding attachment

SPS70 25°HD MACHINE WEIGHT 18,0 - 22,0 t *(39683 - 48502 lb)*

ADAPTERS	CS100	CS100 JANUS PRO	CM180	S60	CW30
	KG 45 *(LB 99)*	KG 93 *(LB 205)*	KG 66 *(LB 145)*	KG 57 *(LB 125)*	KG 66 *(LB 145)*

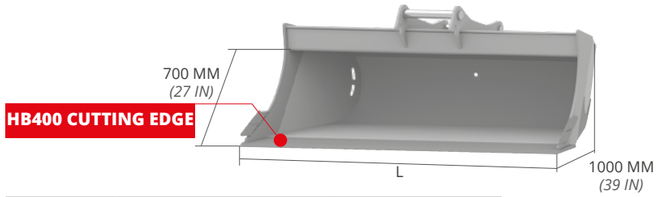

L MM *(IN)*	WEIGHT KG* *(LB*)*	CAP. SAE L *(GAL)*	ADAPTERS
1500 *(59)*	397 *(875)*	580 *(153,2)*	AF - S - CM
			CS - CW
			CS JANUS PRO
1600 *(63)*	424 *(934)*	620 *(163,8)*	AF - S - CM
			CS - CW
			CS JANUS PRO
1800 *(71)*	478 *(1053)*	700 *(184,9)*	AF - S - CM
			CS - CW
			CS JANUS PRO
2000 *(79)*	530 *(1168)*	780 *(206,1)*	AF - S - CM
			CS - CW
			CS JANUS PRO
2200 *(87)*	580 *(1278)*	860 *(227,2)*	AF - S - CM
			CS - CW
			CS JANUS PRO

OPTIONAL

5	6
BEZEL	HB500 WELDED ADDITIONAL CUTTING EDGE

* weight of the tank excluding attachment

SQS 8°HD TILTING DITCH CLEANING BUCKET 8° HEAVY DUTY

SCANDINAVIA PROFILE

HB400

ITS TILTING SYSTEM ENABLES TO TILT IT BY 45° ON BOTH SIDES. ITS ELONGATED SHAPE AVOIDS THAT THE GROUND STICKS TO THE BUCKET'S SIDE WALLS AND SIMPLIFIES THE DISCHARGE OF LOAMY AND WET MATERIALS. USED MAINLY TO CLEAN AND LEVEL STREETS, DITCHES AND DIKES. IT HAS BEEN REINFORCED IN ALL THE MOST STRESSED AREAS. THE BLADE, THE SIDE CAST CUTTERS AND SIDE REINFORCEMENTS AND THE REAR STRIPS ARE MADE OF HB400.

THE INSTALLATION OF BEZELS IS HIGHLY RECOMMENDED FOR BUCKETS WIDER THAN 1400 MM, IN ORDER TO AVOID DAMAGES TO THE BUCKET IN CASE OF HEAVY DUTY JOBS OR WITH PARTICULARLY HARD TERRAINS:

- **WIDTH FROM 1400 TO 1500 MM: NR. 1 BEZEL**
- **WIDTH FROM 1600 TO 1600 MM: NR. 2 BEZELS**
- **WIDTH FROM 1800 TO 2200 MM: NR. 3 BEZELS**

MOD.	SQS 30 8°HD	SQS 35 8°HD	SQS 40 8°HD	SQS 45 8°HD	SQS 50 8°HD	SQS 55 8°HD	SQS 60 8°HD	SQS 65 8°HD	SQS 70 8°HD
TONS (LB)	0,8 - 1,5 (1764 - 3307)	1,5 - 2,0 (3307 - 4409)	2,0 - 3,0 (4409 - 6614)	3,0 - 4,0 (6614 - 8818)	4,0 - 6,0 (8818 - 13228)	6,0 - 7,5 (13228 - 16535)	7,5 - 12,0 (16535 - 26456)	12,0 - 18,0 (26456 - 39683)	18,0 - 22,0 (39683 - 48502)

ADAPTERS



STANDARD TECHNICAL FEATURES

1 **ELONGATED PROFILE**

2 **HB400 REINFORCING STRIPS**

THE HORIZONTAL REINFORCING STRIPS ON THE BUCKET'S REAR AND BOTTOM PROTECT THE BUCKET FROM WEAR AND INCREASE ITS RESISTANCE.

3 **HB400 CUTTING EDGE**

4 **HB400 SIDE CAST CUTTERS AND SIDE REINFORCEMENTS**

THESE HB400 CAST CUTTERS ARE POSITIONED ON THE SURFACES MOSTLY SUBJECT TO WEAR GRANTING A HIGHER RESISTANCE.

5 **8° CONE SHAPE**

6 **BLOCK VALVE**

IT ALLOWS TO KEEP THE BUCKET POSITIONING DURING THE WORKING PHASE.

7 **DOUBLE CYLINDER FOR SQS 65 8 ° HD AND SQS 70 8 ° HD MODELS**

OPTIONAL

8 **BEZEL**

IT ENSURES A HIGHER STRUCTURAL RESISTANCE. HIGHLY RECOMMENDED WITH BUCKETS 1400MM WIDE OR MORE.

9 **REAR RAZOR**

WHEN THE MACHINE'S ARM IS KEPT CLOSED, IT ALLOWS TO FINISH SURFACES EVENLY.

10 **PIPE KIT**

OPTIONAL KIT INSTALLED ON THE BUCKET FOR THE FEEDING OF THE HYDRAULIC CYLINDER. IT ALLOWS THE USE OF TWO OUTLETS ON THE RIGHT AND TWO OUTLETS ON THE LEFT FOR THE HYDRAULIC CONNECTION TO THE MACHINE REDUCING THE INSTALLATION TIMES. THE CONNECTING PIPES ARE NOT SUPPLIED.

11 **HB500 WELDED ADDITIONAL CUTTING EDGE**

RECOMMENDED TO WORK ON PARTICULARLY ABRASIVE SOILS.

SQS30 8°HD MACHINE WEIGHT 0,8 - 1,5 *(1764 - 3307 lb)*

ADAPTERS	AR15	CS10	CS10 JANUS PRO	CR15	CM20	S30-150	S30-180	CW00	CW05
	KG 7 *(LB 15)*	KG 10 *(LB 22)*	KG 10 *(LB 22)*	KG 10 *(LB 22)*	KG 10 *(LB 22)*	KG 6 *(LB 13)*	KG 8 *(LB 17)*	KG 5 *(LB 11)*	KG 9 *(LB 19)*

HB400 CUTTING EDGE



L MM *(IN)*	WEIGHT KG* *(LB*)*	CAP. SAE L *(GAL)*	ADAPTERS
800 *(31)*	59 *(130)*	58 *(22,4)*	AF - AR - CS
			CR - S - CM
			CW - CS JANUS PRO

OPTIONAL

8	9	10
REAR RAZOR	PIPE KIT	HB500 WELDED ADDITIONAL CUTTING EDGE

SQS35 8°HD MACHINE WEIGHT 1,5 - 2,0 *(3307 - 4409 lb)*

ADAPTERS	AR15	AR30	CS10	CS10 JANUS PRO	CR15	CR30	CM20	CM30	S30-150	S30-180	CW05
	KG 7 *(LB 15)*	KG 10 *(LB 22)*	KG 10 *(LB 22)*	KG 10 *(LB 22)*	KG 10 *(LB 22)*	KG 10 *(LB 22)*	KG 10 *(LB 22)*	KG 12 *(LB 26)*	KG 6 *(LB 13)*	KG 8 *(LB 17)*	KG 9 *(LB 19)*

HB400 CUTTING EDGE

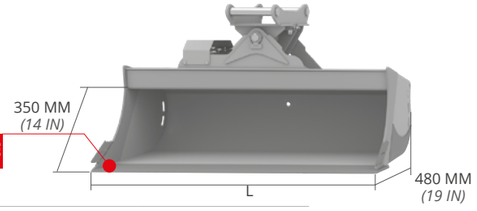

L MM *(IN)*	WEIGHT KG* *(LB*)*	CAP. SAE L *(GAL)*	ADAPTERS
900 *(35)*	79 *(174)*	85 *(22,4)*	AF - AR - CS
			CR - S - CM
			CW - CS JANUS PRO
1000 *(39)*	85 *(187)*	95 *(25,1)*	AF - AR - CS
			CR - S - CM
			CW - CS JANUS PRO
1200 *(47)*	98 *(216)*	115 *(30,4)*	AF - AR - CS
			CR - S - CM
			CW - CS JANUS PRO

OPTIONAL

8	9	10
REAR RAZOR	PIPE KIT	HB500 WELDED ADDITIONAL CUTTING EDGE

SQS40 8°HD MACHINE WEIGHT 2,0 - 3,0 *(4409 - 6614 lb)*

ADAPTERS	AR30	AR40	CS10	CS30	CS10 JANUS PRO	CS30 JANUS PRO	CR30	CR40	CM30	S30-150	S30-180	CW05
	KG 10 *(LB 22)*	KG 11 *(LB 24)*	KG 10 *(LB 22)*	KG 18 *(LB 39)*	KG 10 *(LB 22)*	KG 19 *(LB 41)*	KG 13 *(LB 28)*	KG 14 *(LB 30)*	KG 12 *(LB 26)*	KG 6 *(LB 13)*	KG 8 *(LB 17)*	KG 9 *(LB 19)*

HB400 CUTTING EDGE

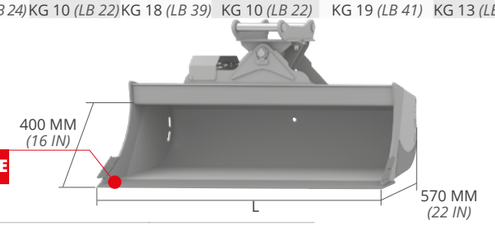

L MM *(IN)*	WEIGHT KG* *(LB*)*	CAP. SAE L *(GAL)*	ADAPTERS
1100 *(43)*	138 *(304)*	129 *(34,1)*	AF - AR - CS
			CR - S - CM
			CW - CS JANUS PRO
1200 *(47)*	146 *(321)*	143 *(37,8)*	AF - AR - CS
			CR - S - CM
			CW - CS JANUS PRO
1400 *(55)*	163 *(359)*	157 *(41,5)*	AF - AR - CS
			CR - S - CM
			CW - CS JANUS PRO

OPTIONAL

8	9	10
REAR RAZOR	PIPE KIT	HB500 WELDED ADDITIONAL CUTTING EDGE

SQS45 8°HD MACHINE WEIGHT 3,0 - 4,0 *(6614 - 8818 lb)*

ADAPTERS	AR40	CS30	CS30 JANUS PRO	CR40	CM30	S40-200	CW05
	KG 11 *(LB 24)*	KG 18 *(LB 39)*	KG 19 *(LB 41)*	KG 14 *(LB 30)*	KG 12 *(LB 26)*	KG 15 *(LB 33)*	KG 9 *(LB 19)*

HB400 CUTTING EDGE

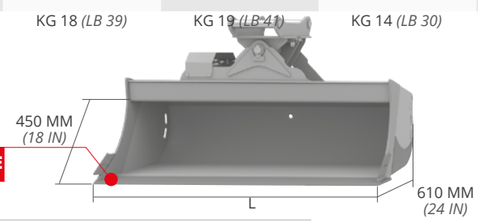

L MM *(IN)*	WEIGHT KG* *(LB*)*	CAP. SAE L *(GAL)*	ADAPTERS
1100 *(43)*	163 *(359)*	150 *(39,6)*	AF - AR - CS
			CR - S - CM
			CW - CS JANUS PRO
1200 *(47)*	170 *(374)*	168 *(44,4)*	AF - AR - CS
			CR - S - CM
			CW - CS JANUS PRO
1400 *(55)*	192 *(423)*	204 *(53,9)*	AF - AR - CS
			CR - S - CM
			CW - CS JANUS PRO
1500 *(59)*	204 *(449)*	222 *(58,6)*	AF - AR - CS
			CR - S - CM
			CW - CS JANUS PRO

OPTIONAL

8	9	10
REAR RAZOR	PIPE KIT	HB500 WELDED ADDITIONAL CUTTING EDGE

* weight of the tank excluding attachment

* weight of the tank excluding attachment

SQS50 8°HD MACHINE WEIGHT 4,0 - 6,0 *(8818 - 13228 lb)*

ADAPTERS	AR50	CS30	CS30 JANUS PRO	CS80	CR50	CM100	S40-200	CW10
		KG 17 *(LB 37)*	KG 18 *(LB 39)*	KG 19 *(LB 41)*	KG 44 *(LB 97)*	KG 22 *(LB 48)*	KG 35 *(LB 77)*	KG 15 *(LB 33)*	KG 23 *(LB 50)*

HB400 CUTTING EDGE



L MM *(IN)*	WEIGHT KG* *(LB*)*	CAP. SAE L *(GAL)*	ADAPTERS
1200 *(47)*	218 *(480)*	210 *(55,5)*	AF - AR - CS
			CR - S - CM
			CW - CS JANUS PRO
1300 *(51)*	230 *(507)*	230 *(60,8)*	AF - AR - CS
			CR - S - CM
			CW - CS JANUS PRO
1400 *(55)*	242 *(533)*	250 *(66,0)*	AF - AR - CS
			CR - S - CM
			CW - CS JANUS PRO
1600 *(63)*	266 *(586)*	290 *(76,7)*	AF - AR - CS
			CR - S - CM
			CW - CS JANUS PRO

OPTIONAL

7	8	9	10
BEZEL	REAR RAZOR	PIPE KIT	HB500 WELDED ADDITIONAL CUTTING EDGE

SQS55 8°HD MACHINE WEIGHT 6,0 - 7,5 *(13228 - 16535 lb)*

ADAPTERS	AR70	CS80	CS80 JANUS PRO	CR70	CM100	S45	S50	CW10
	KG 24 *(LB 52)*	KG 44 (LB 97)	KG 46 (LB 101)	KG 34 (LB 75)	KG 35 (LB 77)	KG 28 (LB 51)	KG 29 (LB 63)	KG 23 (LB 50)

HB400 CUTTING EDGE



L MM *(IN)*	WEIGHT KG* *(LB*)*	CAP. SAE L *(GAL)*	ADAPTERS
1300 *(51)*	294 *(648)*	300 *(79,2)*	AF - AR - CS
			CR - S - CM
			CW - CS JANUS PRO
1400 *(55)*	309 *(681)*	325 *(85,6)*	AF - AR - CS
			CR - S - CM
			CW - CS JANUS PRO
1500 *(59)*	324 *(714)*	350 *(92,4)*	AF - AR - CS
			CR - S - CM
			CW - CS JANUS PRO
1600 *(63)*	338 *(745)*	375 *(99,1)*	AF - AR - CS
			CR - S - CM
			CW - CS JANUS PRO
1800 *(71)*	367 *(809)*	425 *(112,3)*	AF - AR - CS
			CR - S - CM
			CW - CS JANUS PRO

OPTIONAL

7	8	9	10
BEZEL	REAR RAZOR	PIPE KIT	HB500 WELDED ADDITIONAL CUTTING EDGE

SQS60 8°HD MIDI MACHINE WEIGHT 7,5 - 12,0 *(16535 - 26456 lb)*

ADAPTERS	CS80	CS80 JANUS PRO	CR70	CM100	S45	S50	CW10
	KG 44 *(LB 97)*	KG 46 *(LB 101)*	KG 34 *(LB 75)*	KG 35 *(LB 77)*	KG 28 *(LB 61)*	KG 29 *(LB 63)*	KG 23 *(LB 50)*

HB400 CUTTING EDGE

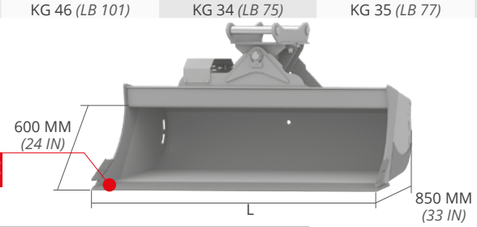

L MM *(IN)*	WEIGHT KG* *(LB*)*	CAP. SAE L *(GAL)*	ADAPTERS
1400 *(55)*	337 *(743)*	360 *(95,1)*	AF - CS
			CR - S - CM
			CW - CS JANUS PRO
1500 *(59)*	353 *(778)*	400 *(105,7)*	AF - CS
			CR - S - CM
			CW - CS JANUS PRO
1600 *(63)*	369 *(813)*	430 *(113,6)*	AF - CS
			CR - S - CM
			CW - CS JANUS PRO
1800 *(71)*	399 *(879)*	490 *(129,4)*	AF - CS
			CR - S - CM
			CW - CS JANUS PRO
2000 *(79)*	436 *(961)*	550 *(145,3)*	AF - CS
			CR - S - CM
			CW - CS JANUS PRO

OPTIONAL

7	8	9	10
BEZEL	REAR RAZOR	PIPE KIT	HB500 WELDED ADDITIONAL CUTTING EDGE

* weight of the tank excluding attachment

SQS65 8°HD EXCAVATOR MACHINE WEIGHT 12,0 - 18,0 t *(26456 - 39683 lb)*

ADAPTERS	CS100	CS100 JANUS PRO	CM180	S60	CW20
	KG 45 *(LB 99)*	KG 93 *(LB 205)*	KG 66 *(LB 145)*	KG 57 *(LB 125)*	KG 48 *(LB 106)*

HB400 CUTTING EDGE



L MM *(IN)*	WEIGHT KG* *(LB*)*	CAP. SAE L *(GAL)*	ADAPTERS
1400 *(55)*	552 *(996)*	466 *(123,1)*	AF - S - CM
			CS - CW
			CS JANUS PRO
1500 *(59)*	474 *(1045)*	500 *(132,1)*	AF - S - CM
			CS - CW
			CS JANUS PRO
1600 *(63)*	498 *(1098)*	534 *(141,1)*	AF - S - CM
			CS - CW
			CS JANUS PRO
1800 *(71)*	542 *(1195)*	602 *(159,1)*	AF - S - CM
			CS - CW
			CS JANUS PRO
2000 *(79)*	585 *(1290)*	670 *(176,1)*	AF - S - CM
			CS - CW
			CS JANUS PRO

OPTIONAL

7	8	9	10
BEZEL	REAR RAZOR	PIPE KIT	HB500 WELDED ADDITIONAL CUTTING EDGE

* weight of the tank excluding attachment

SQS70 8°HD MACHINE WEIGHT 18,0 - 22,0 t *(39683 - 48502 lb)*

ADAPTERS	CS100	CS100 JANUS PRO	CM180	S60	CW30
	KG 45 *(LB 99)*	KG 93 *(LB 205)*	KG 66 *(LB 145)*	KG 57 *(LB 125)*	KG 57 *(LB 126)*

HB400 CUTTING EDGE

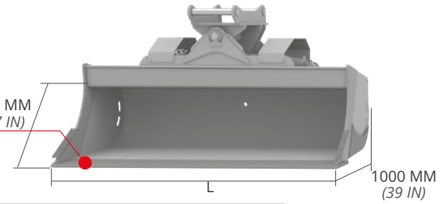

L MM *(IN)*	WEIGHT KG* *(LB*)*	CAP. SAE L *(GAL)*	ADAPTERS
1500 *(59)*	552 *(1217)*	600 *(158,5)*	AF - S - CM
			CS - CW
			CS JANUS PRO
1600 *(63)*	579 *(1276)*	640 *(169,1)*	AF - S - CM
			CS - CW
			CS JANUS PRO
1800 *(71)*	633 *(1395)*	720 *(190,2)*	AF - S - CM
			CS - CW
			CS JANUS PRO
2000 *(79)*	685 *(1510)*	800 *(211,3)*	AF - S - CM
			CS - CW
			CS JANUS PRO
2200 *(87)*	735 *(1620)*	880 *(232,5)*	AF - S - CM
			CS - CW
			CS JANUS PRO

OPTIONAL

7	8	9	10
BEZEL	REAR RAZOR	PIPE KIT	HB500 WELDED ADDITIONAL CUTTING EDGE

* weight of the tank excluding attachment

DIGGING BUCKET	238	SCN	
STONE BUCKET	244	BN	
SKELETON BUCKET	250	VN	

NETHERLANDS BUCKETS

NETHERLANDS PROFILE

DITCH CLEANING BUCKET	256	SPN	
TILTING DITCH CLEANING BUCKET	262	SQN	

SCN DIGGING BUCKET

NETHERLANDS PROFILE

HB400

ITS ELONGATED PROFILE AVOIDS THAT THE GROUND STICKS TO THE BUCKET'S SIDE WALLS AND SIMPLIFIES THE DISCHARGE OF LOAMY AND WET MATERIALS. IT IS EQUIPPED WITH HB400 BLADE.

MOD.	SCN35	SCN41	SCN52	SCN60	SCN66	SCN75	SCN85
Tons *(lb)*	0,6 - 1,2 *(1323 - 2646)*	1,2 - 1,8 *(2646 - 3968)*	1,8 - 2,5 *(3968 - 5512)*	2,5 - 4,0 *(5512 - 8818)*	4,0 - 6,0 *(8818 - 13228)*	6,0 - 7,5 *(13228 - 16535)*	7,5 - 12,0 *(16535 - 26455)*

ADAPTERS

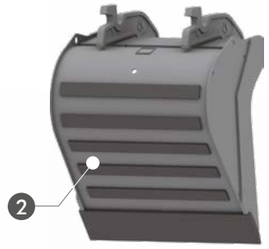

STANDARD TECHNICAL FEATURES

1 **ELONGATED PROFILE**

2 **REINFORCING STRIPS**

THE HORIZONTAL REINFORCING STRIPS ON THE BUCKET'S REAR AND BOTTOM PROTECT THE BUCKET FROM WEAR AND INCREASE ITS RESISTANCE.

3 **HB400 BLADE**

OPTIONAL

4 **DC TEETH OR DTE TEETH**

5 **CW REVERSIBLE VERSION**

THIS ADAPTER MAKES THE BUCKET REVERSIBLE.

SCN35 MACHINE WEIGHT 0,6 - 1,2 t *(1323 - 2646 lb)*

ADAPTERS

CW5

KG 9 *(LB 19)*

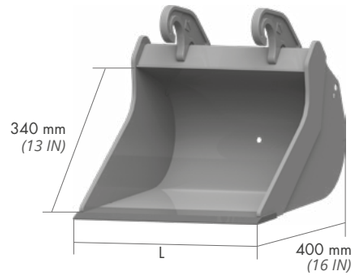

L mm *(in)*	WEIGHT Kg* *(lb*)*	CAP. SAE l *(gal)*	
300 *(12)*	19 *(42)*	21 *(5,5)*	AF
300 *(12)*	19 *(42)*	21 *(5,5)*	CW
400 *(16)*	23 *(51)*	31 *(8,2)*	AF
400 *(16)*	23 *(51)*	31 *(8,2)*	CW
500 *(20)*	28 *(62)*	47 *(12,4)*	AF
500 *(20)*	28 *(62)*	47 *(12,4)*	CW

OPTIONAL

	4	4	5
	DC teeth	DTE teeth	CW reversible version

SCN41 MACHINE WEIGHT 1,2 - 1,8 t *(2646 - 3968 lb)*

ADAPTERS

CW5

KG 9 *(LB 19)*

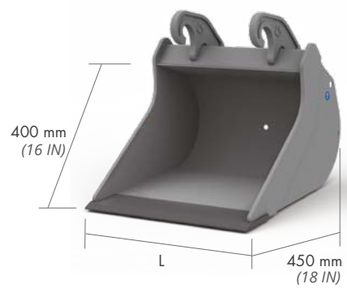

L mm *(in)*	WEIGHT Kg* *(lb*)*	CAP. SAE l *(gal)*	
300 *(12)*	22 *(48)*	26 *(6,9)*	AF
300 *(12)*	22 *(48)*	26 *(6,9)*	CW
400 *(16)*	27 *(59)*	38 *(10,0)*	AF
400 *(16)*	27 *(59)*	38 *(10,0)*	CW
500 *(20)*	32 *(70)*	52 *(13,7)*	AF
500 *(20)*	32 *(70)*	52 *(13,7)*	CW
600 *(24)*	37 *(82)*	75 *(19,8)*	AF
600 *(24)*	37 *(82)*	75 *(19,8)*	CW

OPTIONAL

	4	4	5
	DC teeth	DTE teeth	CW reversible version

SCN52 MACHINE WEIGHT 1,8 - 2,5 t *(3968 - 5512 lb)*

ADAPTERS

CW5

KG 9 *(LB 19)*



L mm *(in)*	WEIGHT Kg* *(lb*)*	CAP. SAE l *(gal)*	
300 *(12)*	32 *(71)*	34 *(9,0)*	AF
300 *(12)*	32 *(71)*	34 *(9,0)*	CW
400 *(16)*	40 *(88)*	51 *(13,5)*	AF
400 *(16)*	40 *(88)*	51 *(13,5)*	CW
500 *(20)*	47 *(104)*	69 *(18,2)*	AF
500 *(20)*	47 *(104)*	69 *(18,2)*	CW
600 *(24)*	54 *(119)*	87 *(23,0)*	AF
600 *(24)*	54 *(119)*	87 *(23,0)*	CW

OPTIONAL

	4	4	5
	DC teeth	DTE teeth	CW reversible version

SCN60 MACHINE WEIGHT 2,5 - 4,0 t *(5512 - 8818 lb)*

ADAPTERS

CW5

KG 9 *(LB 19)*

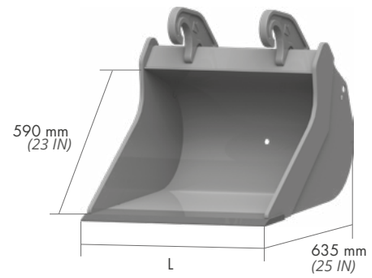

L mm *(in)*	WEIGHT Kg* *(lb*)*	CAP. SAE l *(gal)*	
300 *(12)*	41 *(90)*	121 *(12,2)*	AF
300 *(12)*	41 *(90)*	121 *(12,2)*	CW
400 *(16)*	49 *(108)*	69 *(18,2)*	AF
400 *(16)*	49 *(108)*	69 *(18,2)*	CW
500 *(20)*	57 *(126)*	93 *(24,6)*	AF
500 *(20)*	57 *(126)*	93 *(24,6)*	CW
600 *(24)*	65 *(143)*	118 *(31,2)*	AF
600 *(24)*	65 *(143)*	118 *(31,2)*	CW

OPTIONAL

	4	4	5
	DC teeth	DTE teeth	CW reversible version

* weight of the tank excluding attachment

* weight of the tank excluding attachment

SCN66 MACHINE WEIGHT 4,0 - 6,0 t *(8818 - 13228 lb)*

ADAPTERS

CW10

KG 23 *(LB 50)*

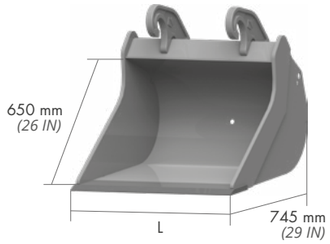

L mm *(in)*	WEIGHT Kg* *(lb*)*	CAP. SAE l *(gal)*	
400 *(16)*	65 *(143)*	79 *(20,9)*	AF
400 *(16)*	65 *(143)*	79 *(20,9)*	CW
500 *(20)*	75 *(165)*	107 *(28,3)*	AF
500 *(20)*	75 *(165)*	107 *(28,3)*	CW
600 *(24)*	86 *(190)*	137 *(36,2)*	AF
600 *(24)*	86 *(190)*	137 *(36,2)*	CW
700 *(28)*	97 *(214)*	168 *(44,4)*	AF
700 *(28)*	97 *(214)*	168 *(44,4)*	CW

OPTIONAL

	4	4	5
	DC teeth	DTE teeth	CW reversible version

SCN85 MACHINE WEIGHT 7,5 - 12,0 t *(16535 - 26455 lb)*

ADAPTERS

CW10

KG 23 *(LB 50)*

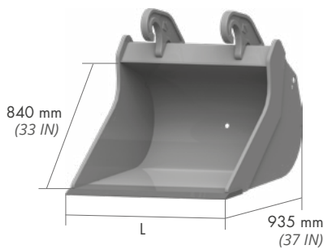

L mm *(in)*	WEIGHT Kg* *(lb*)*	CAP. SAE l *(gal)*	
400 *(16)*	98 *(216)*	121 *(32,0)*	AF
400 *(16)*	98 *(216)*	121 *(32,0)*	CW
500 *(20)*	112 *(247)*	160 *(42,3)*	AF
500 *(20)*	112 *(247)*	160 *(42,3)*	CW
600 *(24)*	127 *(280)*	205 *(54,2)*	AF
600 *(24)*	127 *(280)*	205 *(54,2)*	CW
700 *(28)*	142 *(313)*	252 *(66,6)*	AF
700 *(28)*	142 *(313)*	252 *(66,6)*	CW
800 *(31)*	157 *(346)*	301 *(79,5)*	AF
800 *(31)*	157 *(346)*	301 *(79,5)*	CW
900 *(35)*	172 *(379)*	352 *(93,0)*	AF
900 *(35)*	172 *(379)*	352 *(93,0)*	CW

OPTIONAL

	4	4	5
	DC teeth	DTE teeth	CW reversible version

* weight of the tank excluding attachment

SCN75 MACHINE WEIGHT 6,0 - 7,5 t *(13228 - 16535 lb)*

ADAPTERS

CW10

KG 23 *(LB 50)*

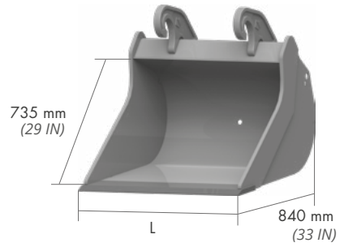

L mm *(in)*	WEIGHT Kg* *(lb*)*	CAP. SAE l *(gal)*	
400 *(16)*	85 *(187)*	94 *(24,8)*	AF
400 *(16)*	85 *(187)*	94 *(24,8)*	CW
500 *(20)*	100 *(220)*	128 *(33,8)*	AF
500 *(20)*	100 *(220)*	128 *(33,8)*	CW
600 *(24)*	114 *(251)*	165 *(43,6)*	AF
600 *(24)*	114 *(251)*	165 *(43,6)*	CW
700 *(28)*	128 *(282)*	203 *(53,6)*	AF
700 *(28)*	128 *(282)*	203 *(53,6)*	CW
800 *(31)*	142 *(313)*	243 *(64,2)*	AF
800 *(31)*	142 *(313)*	243 *(64,2)*	CW

OPTIONAL

	4	4	5
	DC teeth	DTE teeth	CW reversible version

* weight of the tank excluding attachment

BN STONE BUCKET

NETHERLANDS PROFILE

HB400

ITS ELONGATED SHAPE AVOIDS THAT THE GROUND STICKS TO THE BUCKET'S SIDE WALLS AND SIMPLIFIES THE DISCHARGE OF LOAMY AND WET MATERIALS. ITS HOLLOW SIDE WALLS HELP THE CROSSING OF GAS AND HYDRAULIC PIPES OR PLANTS, ETC. IT IS EQUIPPED WITH HB400 BLADE.

MOD.	BN35	BN41	BN52	BN60	BN66	BN75	BN90
Tons *(lb)*	0,6 - 1,2 *(1323 - 2646)*	1,2 - 1,8 *(2646 - 3968)*	1,8 - 2,5 *(3968 - 5512)*	2,5 - 4,0 *(5512 - 8818)*	4,0 - 6,0 *(8818 - 13228)*	6,0 - 7,5 *(13228 - 16535)*	7,5 - 12,0 *(16535 - 26455)*

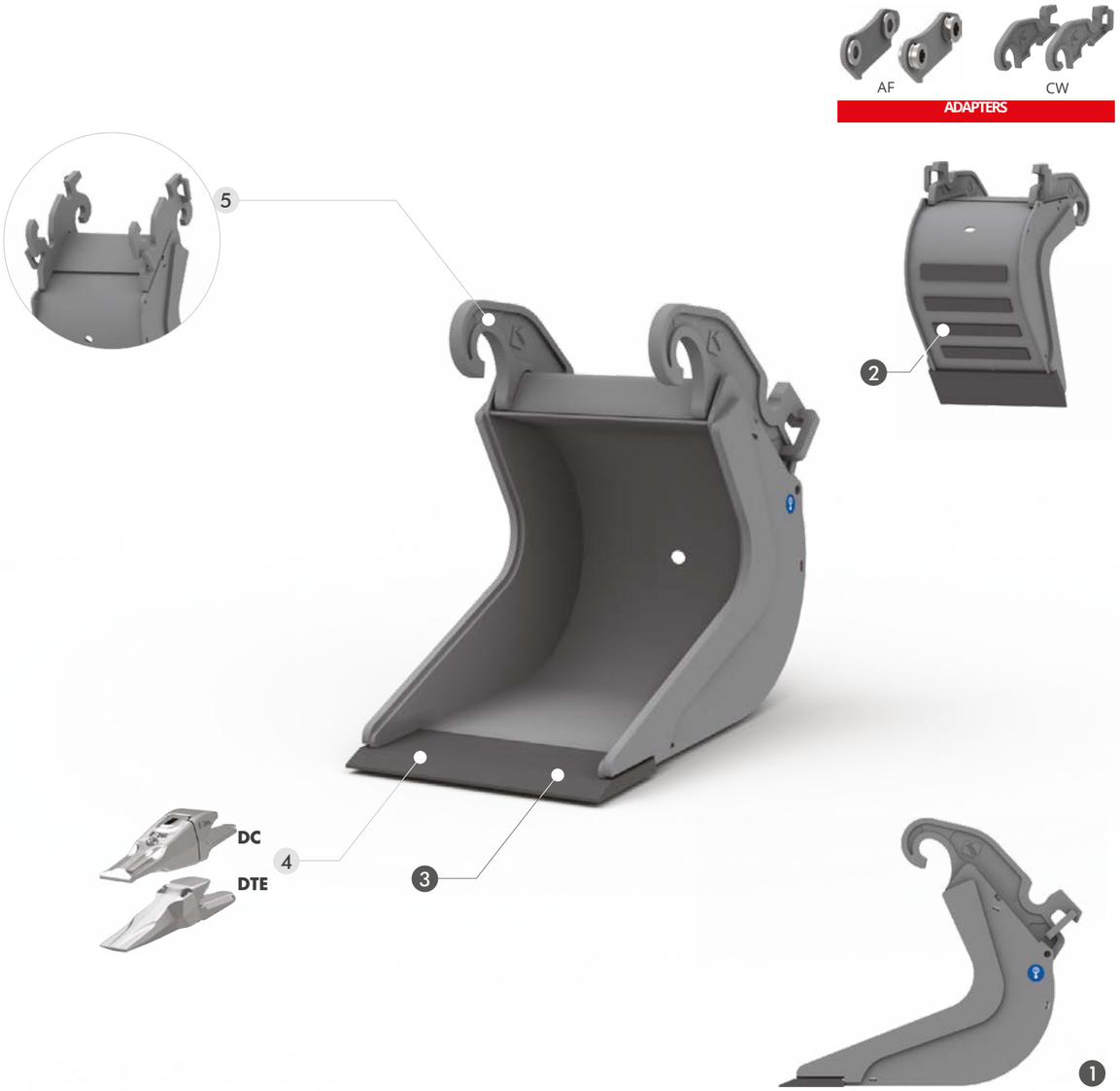

STANDARD TECHNICAL FEATURES

1 **ELONGATED PROFILE**

2 **REINFORCING STRIPS**

THE HORIZONTAL REINFORCING STRIPS ON THE BUCKET'S REAR AND BOTTOM PROTECT THE BUCKET FROM WEAR AND INCREASE ITS RESISTANCE.

3 **HB400 BLADE**

OPTIONAL

4 **DC TEETH OR DTE TEETH**

5 **CW REVERSIBLE VERSION**

THIS ADAPTER MAKES THE BUCKET REVERSIBLE.

BN35 MACHINE WEIGHT 0,6 - 1,2 t *(1323 - 2646 lb)*

ADAPTERS

CW5

KG 9 *(LB 19)*

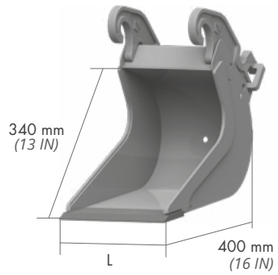

L mm *(in)*	WEIGHT Kg* *(lb*)*	CAP. SAE l *(gal)*	
220 *(9)*	17 *(37)*	16 *(4,2)*	AF
220 *(9)*	17 *(37)*	16 *(4,2)*	CW
250 *(10)*	18 *(40)*	18 *(4,8)*	AF
250 *(10)*	18 *(40)*	18 *(4,8)*	CW
300 *(12)*	20 *(44)*	22 *(5,8)*	AF
300 *(12)*	20 *(44)*	22 *(5,8)*	CW

OPTIONAL

	4	4	5
	DC teeth	DTE teeth	CW reversible version

BN41 MACHINE WEIGHT 1,2 - 1,8 t *(2646 - 3968 lb)*

ADAPTERS

CW5

KG 9 *(LB 19)*

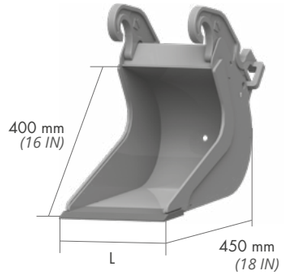

L mm *(in)*	WEIGHT Kg* *(lb*)*	CAP. SAE l *(gal)*	
220 *(9)*	19 *(42)*	20 *(5,3)*	AF
220 *(9)*	19 *(42)*	20 *(5,3)*	CW
250 *(10)*	20 *(44)*	23 *(6,1)*	AF
250 *(10)*	20 *(44)*	23 *(6,1)*	CW
300 *(12)*	22 *(49)*	28 *(7,4)*	AF
300 *(12)*	22 *(49)*	28 *(7,4)*	CW
350 *(14)*	24 *(53)*	34 *(9,0)*	AF
350 *(14)*	24 *(53)*	34 *(9,0)*	CW

OPTIONAL

	4	4	5
	DC teeth	DTE teeth	CW reversible version

BN52 MACHINE WEIGHT 1,8 - 2,5 t *(3968 - 5512 lb)*

ADAPTERS

CW5

KG 9 *(LB 19)*

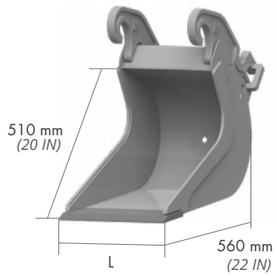

L mm *(in)*	WEIGHT Kg* *(lb*)*	CAP. SAE l *(gal)*	
220 *(9)*	25 *(55)*	27 *(7,1)*	AF
220 *(9)*	25 *(55)*	27 *(7,1)*	CW
250 *(10)*	27 *(60)*	32 *(8,5)*	AF
250 *(10)*	27 *(60)*	32 *(8,5)*	CW
300 *(12)*	29 *(64)*	38 *(10,0)*	AF
300 *(12)*	29 *(64)*	38 *(10,0)*	CW
350 *(14)*	33 *(73)*	46 *(12,2)*	AF
350 *(14)*	33 *(73)*	46 *(12,2)*	CW

OPTIONAL

	4	4	5
	DC teeth	DTE teeth	CW reversible version

BN60 MACHINE WEIGHT 2,5 - 4,0 t *(5512 - 8818 lb)*

ADAPTERS

CW5

KG 9 *(LB 19)*

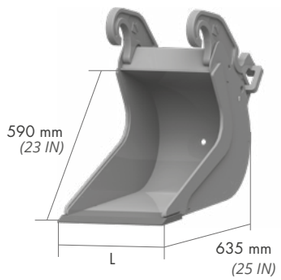

L mm *(in)*	WEIGHT Kg* *(lb*)*	CAP. SAE l *(gal)*	
220 *(9)*	31 *(68)*	38 *(10,0)*	AF
220 *(9)*	31 *(68)*	38 *(10,0)*	CW
250 *(10)*	33 *(73)*	45 *(11,9)*	AF
250 *(10)*	33 *(73)*	45 *(11,9)*	CW
300 *(12)*	36 *(79)*	53 *(14,0)*	AF
300 *(12)*	36 *(79)*	53 *(14,0)*	CW
350 *(14)*	40 *(88)*	65 *(17,2)*	AF
350 *(14)*	40 *(88)*	65 *(17,2)*	CW
400 *(16)*	44 *(97)*	77 *(20,3)*	AF
400 *(16)*	44 *(97)*	77 *(20,3)*	CW

OPTIONAL

	4	4	5
	DC teeth	DTE teeth	CW reversible version

* weight of the tank excluding attachment

* weight of the tank excluding attachment

BN66 MACHINE WEIGHT 4,0 - 6,0 t *(8818 - 13228 lb)*

ADAPTERS

CW10

KG 23 *(LB 50)*

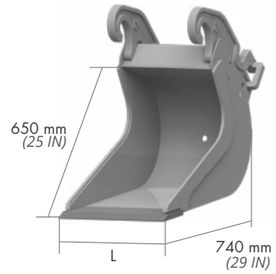

L mm *(in)*	WEIGHT Kg* *(lb*)*	CAP. SAE l *(gal)*	
220 *(9)*	39 *(86)*	42 *(11,1)*	AF
220 *(9)*	39 *(86)*	42 *(11,1)*	CW
250 *(10)*	42 *(93)*	50 *(13,2)*	AF
250 *(10)*	42 *(93)*	50 *(13,2)*	CW
300 *(12)*	48 *(106)*	77 *(20,3)*	AF
300 *(12)*	48 *(106)*	77 *(20,3)*	CW
350 *(14)*	51 *(112)*	83 *(21,9)*	AF
350 *(14)*	51 *(112)*	83 *(21,9)*	CW
400 *(16)*	56 *(123)*	92 *(24,3)*	AF
400 *(16)*	56 *(123)*	92 *(24,3)*	CW

OPTIONAL

	4	4	5
	DC teeth	DTE teeth	CW reversible version

BN90 MACHINE WEIGHT 7,5 - 12,0 t *(16535 - 26455 lb)*

ADAPTERS

CW10

KG 23 *(LB 50)*

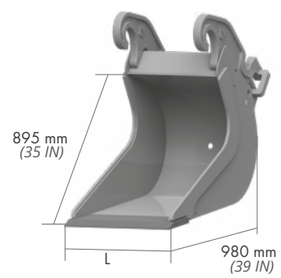

L mm *(in)*	WEIGHT Kg* *(lb*)*	CAP. SAE l *(gal)*	
300 *(12)*	90 *(198)*	78 *(20,6)*	AF
300 *(12)*	90 *(198)*	78 *(20,6)*	CW
350 *(14)*	96 *(212)*	100 *(26,4)*	AF
350 *(14)*	96 *(212)*	100 *(26,4)*	CW
400 *(16)*	100 *(220)*	123 *(32,5)*	AF
400 *(16)*	100 *(220)*	123 *(32,5)*	CW
450 *(18)*	106 *(234)*	146 *(38,6)*	AF
450 *(18)*	106 *(234)*	146 *(38,6)*	CW
500 *(20)*	115 *(254)*	171 *(45,2)*	AF
500 *(20)*	115 *(254)*	171 *(45,2)*	CW

OPTIONAL

	4	4	5
	DC teeth	DTE teeth	CW reversible version

* weight of the tank excluding attachment

BN75 MACHINE WEIGHT 6,0 - 7,5 t *(13228 - 16535 lb)*

ADAPTERS

CW10

KG 23 *(LB 50)*

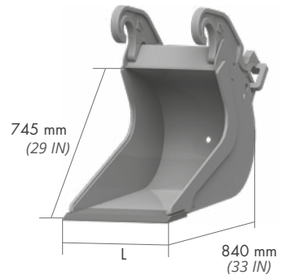

L mm *(in)*	WEIGHT Kg* *(lb*)*	CAP. SAE l *(gal)*	
250 *(10)*	67 *(148)*	59 *(15,6)*	AF
250 *(10)*	67 *(148)*	59 *(15,6)*	CW
300 *(12)*	71 *(157)*	74 *(19,5)*	AF
300 *(12)*	71 *(157)*	74 *(19,5)*	CW
350 *(14)*	73 *(161)*	91 *(24,0)*	AF
350 *(14)*	73 *(161)*	91 *(24,0)*	CW
400 *(16)*	74 *(163)*	106 *(28,0)*	AF
400 *(16)*	74 *(163)*	106 *(28,0)*	CW

OPTIONAL

	4	4	5
	DC teeth	DTE teeth	CW reversible version

* weight of the tank excluding attachment ** no AR for 10-12 tons

VN SKELETON BUCKET

NETHERLANDS PROFILE

HB400



ITS ELONGATED SHAPE AVOIDS THAT THE GROUND STICKS TO THE BUCKET'S SIDE WALLS AND SIMPLIFIES THE DISCHARGE OF LOAMY MATERIALS. THE GRID BOTTOM IS THE IDEAL DEVICE BOTH TO WORK ON PARTICULARLY WET GROUNDS AND TO SORT AND RECYCLE AGGREGATE MATERIALS. THE HOLLAND BUCKET IS EQUIPPED WITH HB400 BLADE.

MOD.	VN35	VN41	VN52	VN60	VN66	VN75	VN85
Tons *(lb)*	0,6 - 1,2 *(1323 - 2646)*	1,2 - 1,8 *(2646 - 3968)*	1,8 - 2,5 *(3968 - 5512)*	2,5 - 4,0 *(5512 - 8818)*	4,0 - 6,0 *(8818 - 13228)*	6,0 - 7,5 *(13228 - 16535)*	7,5 - 12,0 *(16535 - 26455)*

ADAPTERS

STANDARD TECHNICAL FEATURES

1 ELONGATED PROFILE

2 HB400 BLADE

OPTIONAL

3 DC TEETH OR DTE TEETH

4 CW REVERSIBLE VERSION

THIS ADAPTER MAKES THE BUCKET REVERSIBLE.

VN35 MACHINE WEIGHT 0,6 - 1,2 t (1323 - 2646 lb)

ADAPTERS

CW5

KG 9 *(LB 19)*

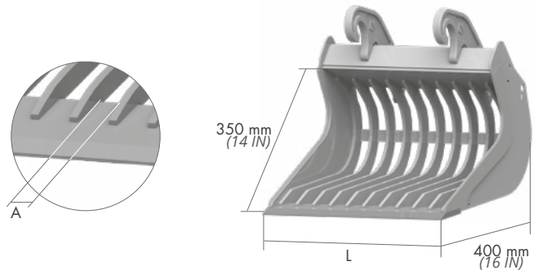

L mm *(in)*	A mm *(in)*	WEIGHT Kg* *(lb*)*	CAP. SAE l *(gal)*	
400 *(16)*	53 *(2,1)*	24 *(53)*	32 *(8,5)*	AF
400 (16)	53 *(2,1)*	24 *(53)*	32 *(8,5)*	CW
500 *(20)*	50 *(2,0)*	29 *(64)*	42 *(11,1)*	AF
500 *(20)*	50 *(2,0)*	29 *(64)*	42 *(11,1)*	CW
600 *(24)*	49 *(1,9)*	33 *(73)*	52 *(13,7)*	AF
600 *(24)*	49 *(1,9)*	33 *(73)*	52 *(13,7)*	CW

OPTIONAL

	4	4	5
	DC teeth	DTE teeth	CW reversible version

VN41 MACHINE WEIGHT 1,2 - 1,8 t (2646 - 3968 lb)

ADAPTERS

CW5

KG 9 *(LB 19)*

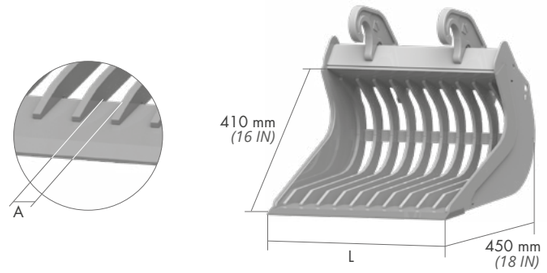

L mm *(in)*	A mm *(in)*	WEIGHT Kg* *(lb*)*	CAP. SAE l *(gal)*	
400 *(16)*	53 *(2,1)*	29 *(64)*	42 *(11,1)*	AF
400 *(16)*	53 *(2,1)*	29 *(64)*	42 *(11,1)*	CW
500 *(20)*	50 *(2,0)*	34 *(75)*	55 *(14,5)*	AF
500 *(20)*	50 *(2,0)*	34 *(75)*	55 *(14,5)*	CW
600 *(24)*	49 *(1,9)*	39 *(86)*	67 *(17,7)*	AF
600 *(24)*	49 *(1,9)*	39 *(86)*	67 *(17,7)*	CW
700 *(28)*	52 *(2,0)*	44 *(97)*	80 *(21,1)*	AF
700 *(28)*	52 *(2,0)*	44 *(97)*	80 *(21,1)*	CW

OPTIONAL

	4	4	5
	DC teeth	DTE teeth	CW reversible version

VN52 MACHINE WEIGHT 1,8 - 2,5 t (3968 - 5512 lb)

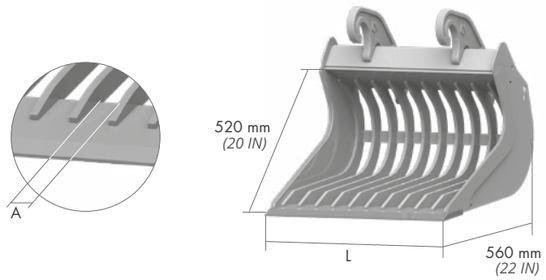

L mm *(in)*	A mm *(in)*	WEIGHT Kg* *(lb*)*	CAP. SAE l *(gal)*	
500 *(20)*	56 *(2,2)*	44 *(97)*	77 *(20,3)*	AF
500 *(20)*	56 *(2,2)*	44 *(97)*	77 *(20,3)*	CW
600 *(24)*	52 *(2,0)*	50 *(110)*	96 *(25,4)*	AF
600 *(24)*	52 *(2,0)*	50 *(110)*	96 *(25,4)*	CW
700 *(28)*	56 *(2,2)*	58 *(128)*	115 *(30,4)*	AF
700 *(28)*	56 *(2,2)*	58 *(128)*	115 *(30,4)*	CW
800 *(31)*	53 *(2,1)*	64 *(141)*	135 *(35,7)*	AF
800 *(31)*	53 *(2,1)*	64 *(141)*	135 *(35,7)*	CW

OPTIONAL

	4	4	5
	DC teeth	DTE teeth	CW reversible version

VN60 MACHINE WEIGHT 2,5 - 4,0 t (5512 - 8818 lb)

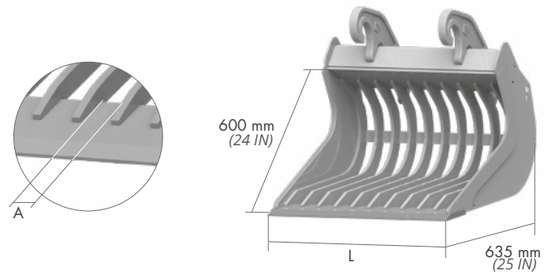

L mm *(in)*	A mm *(in)*	WEIGHT Kg* *(lb*)*	CAP. SAE l *(gal)*	
500 *(20)*	56 *(2,2)*	61 *(134)*	106 *(28,0)*	AF
500 *(20)*	56 *(2,2)*	61 *(134)*	106 *(28,0)*	CW
600 *(24)*	52 *(2,0)*	70 *(154)*	132 *(34,9)*	AF
600 *(24)*	52 *(2,0)*	70 *(154)*	132 *(34,9)*	CW
700 *(28)*	50 *(2,0)*	81 *(179)*	159 *(42,0)*	AF
700 *(28)*	50 *(2,0)*	81 *(179)*	159 *(42,0)*	CW
800 *(31)*	53 *(2,1)*	89 *(196)*	186 *(49,1)*	AF
800 *(31)*	53 *(2,1)*	89 *(196)*	186 *(49,1)*	CW
900 *(35)*	56 *(2,2)*	98 *(216)*	212 *(56,0)*	AF
900 *(35)*	56 *(2,2)*	98 *(216)*	212 *(56,0)*	CW
1000 *(39)*	59 *(2,3)*	109 *(240)*	239 *(63,1)*	AF
1000 *(39)*	59 *(2,3)*	109 *(240)*	239 *(63,1)*	CW

OPTIONAL

	4	4	5
	DC teeth	DTE teeth	CW reversible version

* weight of the tank excluding attachment

* weight of the tank excluding attachment

VN66 MACHINE WEIGHT 4,0 - 6,0 t (8818 - 13228 lb)

ADAPTERS

CW10

KG 23 *(LB 50)*

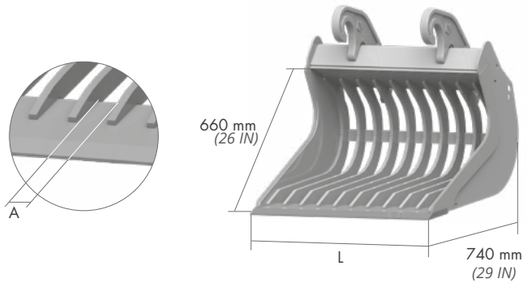

L mm (in)	A mm (in)	WEIGHT Kg* (lb*)	CAP. SAE l (gal)	
600 *(24)*	49 *(1,9)*	87 *(192)*	87 *(192)*	AF
600 *(24)*	49 *(1,9)*	87 *(192)*	87 *(192)*	CW
700 *(28)*	53 *(2,1)*	97 *(214)*	185 *(48,9)*	AF
700 *(28)*	53 *(2,1)*	97 *(214)*	185 *(48,9)*	CW
800 *(31)*	56 *(2,2)*	107 *(236)*	217 *(57,3)*	AF
800 *(31)*	56 *(2,2)*	107 *(236)*	217 *(57,3)*	CW
900 *(35)*	59 *(2,3)*	116 *(256)*	250 *(66,0)*	AF
900 *(35)*	59 *(2,3)*	116 *(256)*	250 *(66,0)*	CW
1000 *(39)*	61 *(2,4)*	129 *(284)*	282 *(74,5)*	AF
1000 *(39)*	61 *(2,4)*	129 *(284)*	282 *(74,5)*	CW

OPTIONAL

	4	4	5
	DC teeth	DTE teeth	CW reversible version

VN75 MACHINE WEIGHT 6,0 - 7,5 t (13228 - 16535 lb)

ADAPTERS

CW10

KG 23 *(LB 50)*

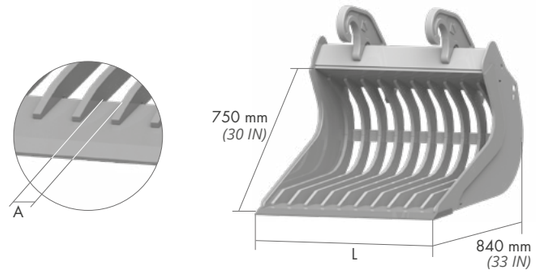

L mm (in)	A mm (in)	WEIGHT Kg* (lb*)	CAP. SAE l (gal)	
600 *(24)*	55 *(2,2)*	110 *(243)*	183 *(48,3)*	AF
600 *(24)*	55 *(2,2)*	110 *(243)*	183 *(48,3)*	CW
700 *(28)*	59 *(2,3)*	123 *(271)*	222 *(58,6)*	AF
700 *(28)*	59 *(2,3)*	123 *(271)*	222 *(58,6)*	CW
800 *(31)*	55 *(2,2)*	140 *(309)*	262 *(69,2)*	AF
800 *(31)*	55 *(2,2)*	140 *(309)*	262 *(69,2)*	CW
900 *(35)*	52 *(2,0)*	153 *(337)*	302 *(79,8)*	AF
900 *(35)*	52 *(2,0)*	153 *(337)*	302 *(79,8)*	CW
1000 *(39)*	55 *(2,2)*	166 *(366)*	343 *(90,6)*	AF
1000 *(39)*	55 *(2,2)*	166 *(366)*	343 *(90,6)*	CW
1100 *(43)*	57 *(2,2)*	183 *(403)*	383 *(101,2)*	AF
1100 *(43)*	57 *(2,2)*	183 *(403)*	383 *(101,2)*	CW

OPTIONAL

	4	4	5
	DC teeth	DTE teeth	CW reversible version

VN85 MACHINE WEIGHT 7,5 - 12,0 t (16535 - 26455 lb)

ADAPTERS

CW10

KG 23 *(LB 50)*

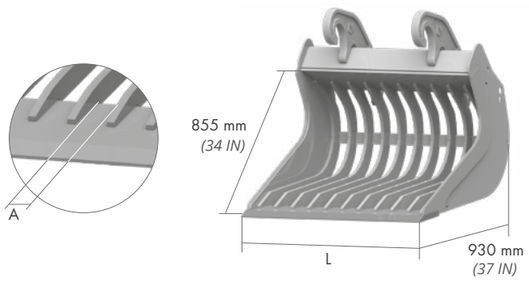

L mm (in)	A mm (in)	WEIGHT Kg* (lb*)	CAP. SAE l (gal)	
800 *(31)*	55 *(2,2)*	159 *(351)*	331 *(87,4)*	AF
800 *(31)*	55 *(2,2)*	159 *(351)*	331 *(87,4)*	CW
900 *(35)*	53 *(2,1)*	172 *(379)*	384 *(101,4)*	AF
900 *(35)*	53 *(2,1)*	172 *(379)*	384 *(101,4)*	CW
1000 *(39)*	55 *(2,2)*	186 *(410)*	437 *(115,4)*	AF
1000 *(39)*	55 *(2,2)*	186 *(410)*	437 *(115,4)*	CW
1100 *(43)*	57 *(2,2)*	204 *(450)*	490 *(129,4)*	AF
1100 *(43)*	57 *(2,2)*	204 *(450)*	490 *(129,4)*	CW
1200 *(47)*	55 *(2,2)*	217 *(478)*	542 *(143,2)*	AF
1200 *(47)*	55 *(2,2)*	217 *(478)*	542 *(143,2)*	CW
1300 *(51)*	57 *(2,2)*	231 *(509)*	595 *(157,2)*	AF
1300 *(51)*	57 *(2,2)*	231 *(509)*	595 *(157,2)*	CW

OPTIONAL

	4	4	5
	DC teeth	DTE teeth	CW reversible version

* weight of the tank excluding attachment

* weight of the tank excluding attachment

SPN DITCH CLEANING BUCKET

NETHERLANDS PROFILE

HB400

ITS ELONGATED PROFILE SIMPLIFIES THE DISCHARGE OF LOAMY AND WET MATERIALS. USED TO CLEAN AND LEVEL STREETS, DITCHES AND DIKES. THE HOLLAND BUCKET IS EQUIPPED WITH HB400 BLADE.

MOD.	SPN28	SPN35	SPN41	SPN44	SPN50	SPN55	SPN66
Tons *(lb)*	0,6 - 1,2 *(1323 - 2646)*	1,2 - 1,8 *(2646 - 3968)*	1,8 - 2,5 *(3968 - 5512)*	2,5 - 4,0 *(5512 - 8818)*	4,0 - 6,0 *(8818 - 13228)*	6,0 - 7,5 *(13228 - 16535)*	7,5 - 12,0 *(16535 - 26455)*

STANDARD TECHNICAL FEATURES

1 **ELONGATED PROFILE**

2 **REINFORCING STRIPS**

THE HORIZONTAL REINFORCING STRIPS ON THE BUCKET'S REAR AND BOTTOM PROTECT THE BUCKET FROM WEAR AND INCREASE ITS RESISTANCE.

3 **HB400 BLADE**

OPTIONAL

4 **BEZEL**

IT ENSURES A HIGHER STRUCTURAL RESISTANCE TO BUCKETS WHOSE FRAME IS 1400 MM *(55 IN)* WIDE OR MORE.

5 **REAR RAZOR**

WHEN THE MACHINE'S ARM IS KEPT CLOSED, IT ALLOWS TO FINISH SURFACES EVENLY.

6 **CW REVERSIBLE VERSION**

THIS ADAPTER MAKES THE BUCKET REVERSIBLE.

SPN28 MACHINE WEIGHT 0,6 - 1,2 t (1323 - 2646 lb)

ADAPTERS

CW5

KG 9 *(LB 19)*



L mm *(in)*	WEIGHT Kg* *(lb*)*	CAP. SAE l *(gal)*	
600 (24)	27 (60)	35 (9,2)	AF
600 (24)	27 (60)	35 (9,2)	CW
700 (28)	31 (68)	41 (10,8)	AF
700 (28)	31 (68)	41 (10,8)	CW
800 (31)	35 (77)	47 (12,4)	AF
800 (31)	35 (77)	47 (12,4)	CW

OPTIONAL

5	6
Rear razor	CW reversible

SPN35 MACHINE WEIGHT 1,2 - 1,8 t (2646 - 3968 lb)

ADAPTERS

CW5

KG 9 *(LB 19)*



L mm *(in)*	WEIGHT Kg* *(lb*)*	CAP. SAE l *(gal)*	
800 *(31)*	43 *(95)*	77 *(20,3)*	AF
800 *(31)*	43 *(95)*	77 *(20,3)*	CW
900 *(35)*	48 *(106)*	89 *(23,5)*	AF
900 *(35)*	48 *(106)*	89 *(23,5)*	CW
1000 *(39)*	53 *(117)*	99 *(26,2)*	AF
1000 *(39)*	53 *(117)*	99 *(26,2)*	CW

OPTIONAL

5	6
Rear razor	CW reversible

SPN41 MACHINE WEIGHT 1,8 - 2,5 t (3968 - 5512 lb)

ADAPTERS

CW5

KG 9 *(LB 19)*



L mm *(in)*	WEIGHT Kg* *(lb*)*	CAP. SAE l *(gal)*	
900 (35)	65 (143)	95 (25,1)	AF
900 (35)	65 (143)	95 (25,1)	CW
1000 (39)	72 (159)	107 (28,3)	AF
1000 (39)	72 (159)	107 (28,3)	CW
1100 (43)	78 (172)	119 (31,4)	AF
1100 (43)	78 (172)	119 (31,4)	CW
1200 (47)	85 (187)	131 (34,6)	AF
1200 (47)	85 (187)	131 (34,6)	CW

OPTIONAL

5	6
Rear razor	CW reversible

SPN44 MACHINE WEIGHT 2,5 - 4,0 t (5512 - 8818 lb)

ADAPTERS

CW5

KG 9 *(LB 19)*



L mm *(in)*	WEIGHT Kg* *(lb*)*	CAP. SAE l *(gal)*	
1000 *(39)*	93 *(205)*	149 *(39,4)*	AF
1000 *(39)*	93 *(205)*	149 *(39,4)*	CW
1100 *(43)*	101 *(223)*	166 *(43,9)*	AF
1100 *(43)*	101 *(223)*	166 *(43,9)*	CW
1200 *(47)*	109 *(240)*	184 *(48,6)*	AF
1200 *(47)*	109 *(240)*	184 *(48,6)*	CW

OPTIONAL

5	6
Rear razor	CW reversible

* weight of the tank excluding attachment

* weight of the tank excluding attachment

SPN50 MACHINE WEIGHT 4,0 - 6,0 t (8818 - 13228 lb)

ADAPTERS

CW10

KG 23 *(LB 50)*



L mm *(in)*	WEIGHT Kg* *(lb*)*	CAP. SAE l *(gal)*	
1000 *(39)*	105 *(231)*	192 *(50,7)*	AF
1000 *(39)*	105 *(231)*	192 *(50,7)*	CW
1100 *(43)*	115 *(254)*	215 *(56,8)*	AF
1100 *(43)*	115 *(254)*	215 *(56,8)*	CW
1200 *(47)*	124 *(273)*	238 *(62,9)*	AF
1200 *(47)*	124 *(273)*	238 *(62,9)*	CW
1300 *(51)*	134 *(295)*	261 *(68,9)*	AF
1300 *(51)*	134 *(295)*	261 *(68,9)*	CW
1400 *(55)*	143 *(315)*	284 *(75,0)*	AF
1400 *(55)*	143 *(315)*	284 *(75,0)*	CW

OPTIONAL

4	5	6
Bezel	Rear razor	CW reversible

SPN55 MACHINE WEIGHT 6,0 - 7,5 t (13228 - 16535 lb)

ADAPTERS

CW10

KG 23 *(LB 50)*



L mm *(in)*	WEIGHT Kg* *(lb*)*	CAP. SAE l *(gal)*	
1200 *(47)*	164 *(362)*	283 *(78,4)*	AF
1200 *(47)*	164 *(362)*	283 *(78,4)*	CW
1300 *(51)*	177 *(390)*	311 *(82,2)*	AF
1300 *(51)*	177 *(390)*	311 *(82,2)*	CW
1400 *(55)*	189 *(417)*	341 *(90,1)*	AF
1400 *(55)*	189 *(417)*	341 *(90,1)*	CW
1500 *(59)*	202 *(445)*	368 *(97,2)*	AF
1500 *(59)*	202 *(445)*	368 *(97,2)*	CW
1600 *(63)*	214 *(472)*	396 *(104,6)*	AF
1600 *(63)*	214 *(472)*	396 *(104,6)*	CW

OPTIONAL

4	5	6
Bezel	Rear razor	CW reversible

SPN66 MACHINE WEIGHT 7,5 - 12,0 t (16535 - 26455 lb)

ADAPTERS

CW10

KG 23 *(LB 50)*



L mm *(in)*	WEIGHT Kg* *(lb*)*	CAP. SAE l *(gal)*	
1400 *(55)*	231 *(509)*	459 *(121,3)*	AF
1400 *(55)*	231 *(509)*	459 *(121,3)*	CW
1500 *(59)*	246 *(542)*	498 *(131,6)*	AF
1500 *(59)*	246 *(542)*	498 *(131,6)*	CW
1600 *(63)*	261 *(575)*	537 *(141,9)*	AF
1600 *(63)*	261 *(575)*	537 *(141,9)*	CW
1700 *(67)*	276 *(608)*	575 *(151,9)*	AF
1700 *(67)*	276 *(608)*	575 *(151,9)*	CW
1800 *(71)*	291 *(642)*	614 *(162,2)*	AF
1800 *(71)*	291 *(642)*	614 *(162,2)*	CW

OPTIONAL

4	5	6
Bezel	Rear razor	CW reversible

* weight of the tank excluding attachment

* weight of the tank excluding attachment

SQN TILTING DITCH CLEANING BUCKET

NETHERLANDS PROFILE

HB400

PARTICULARLY SUITABLE FOR FINISHING AND LEVELLING WORKS. ITS TILTING SYSTEM ENABLES TO TILT IT BY 45° ON BOTH SIDES. THE STANDARD SAFETY BLOCK VALVE ENABLES TO KEEP THE ANGLE. ITS ELONGATED SHAPE AVOIDS THAT THE GROUND STICKS TO THE BUCKET'S SIDE WALLS AND SIMPLIFIES THE DISCHARGE OF LOAMY AND WET MATERIALS. USED MAINLY TO CLEAN AND LEVEL STREETS, DITCHES AND DIKES. THE HOLLAND BUCKET IS EQUIPPED WITH HB400 BLADE.

MOD.	SQN28	SQN35	SQN41	SQN44	SQN50	VN55	VN66
Tons *(lb)*	1,0 - 1,8 *(2204 - 3968)*	1,5 - 2,5 *(3306 - 5511)*	2,2 - 3,5 *(4850 - 7716)*	3,2 - 4,5 *(7054 - 9920)*	4,2 - 6,0 *(9259 - 13228)*	6,2 - 7,5 *(13668 - 16535)*	7,5 - 12,0 *(16535 - 26455)*



STANDARD TECHNICAL FEATURES

1 **ELONGATED PROFILE**

2 **HB400 REINFORCING STRIPS**

THE HORIZONTAL REINFORCING STRIPS ON THE BUCKET'S REAR AND BOTTOM PROTECT THE BUCKET FROM WEAR AND INCREASE ITS RESISTANCE.

3 **HB400 BLADE**

4 **BLOCK VALVE**

IT ALLOWS TO KEEP THE BUCKET POSITIONING DURING THE WORKING PHASE.

OPTIONAL

5 **BEZEL**

IT ENSURES A HIGHER STRUCTURAL RESISTANCE TO BUCKETS WHOSE FRAME IS 1400 MM *(55 IN)* WIDE OR MORE.

6 **REAR RAZOR**

WHEN THE MACHINE'S ARM IS KEPT CLOSED, IT ALLOWS TO FINISH SURFACES EVENLY.

7 **CW REVERSIBLE VERSION**

THIS ADAPTER MAKES THE BUCKET REVERSIBLE.

8 **PIPE KIT**

OPTIONAL KIT INSTALLED ON THE BUCKET FOR THE FEEDING OF THE HYDRAULIC CYLINDER. IT ALLOWS THE USE OF TWO OUTLETS ON THE RIGHT AND TWO OUTLETS ON THE LEFT FOR THE HYDRAULIC CONNECTION TO THE MACHINE REDUCING THE INSTALLATION TIMES. THE CONNECTING PIPES ARE NOT SUPPLIED.

SQN28 MACHINE WEIGHT 0,6 - 1,2 t (1323 - 2646 lb)

ADAPTERS

CW5

KG 9 *(LB 19)*

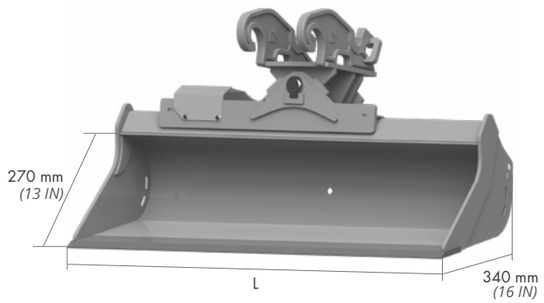

L mm *(in)*	WEIGHT Kg* *(lb*)*	CAP. SAE l *(gal)*	
800 *(31)*	67 *(147)*	47 *(12,4)*	AF
800 *(31)*	67 *(147)*	47 *(12,4)*	CW

OPTIONAL

6	7	8
Rear razor	CW reversible	Pipe kit

SQN35 MACHINE WEIGHT 1,2 - 1,8 t (2646 - 3968 lb)

ADAPTERS

CW5

KG 9 *(LB 19)*



L mm *(in)*	WEIGHT Kg* *(lb*)*	CAP. SAE l *(gal)*	
800 *(31)*	71 *(157)*	77 *(20,3)*	AF
800 *(31)*	71 *(157)*	77 *(20,3)*	CW
900 *(35)*	76 *(168)*	89 *(23,5)*	AF
900 *(35)*	76 *(168)*	89 *(23,5)*	CW
1000 *(39)*	81 *(179)*	99 *(26,2)*	AF
1000 *(39)*	81 *(179)*	99 *(26,2)*	CW

OPTIONAL

6	7	8
Rear razor	CW reversible	Pipe kit

SQN41 MACHINE WEIGHT 1,8 - 2,5 t (3968 - 5512 lb)

ADAPTERS

CW5

KG 9 *(LB 19)*



L mm *(in)*	WEIGHT Kg* *(lb*)*	CAP. SAE l *(gal)*	
1000 *(39)*	132 *(291)*	107 *(28,3)*	AF
1000 *(39)*	132 *(291)*	107 *(28,3)*	CW
1100 *(43)*	139 *(306)*	119 *(31,4)*	AF
1100 *(43)*	139 *(306)*	119 *(31,4)*	CW
1200 *(47)*	145 *(320)*	131 *(34,6)*	AF
1200 *(47)*	145 *(320)*	131 *(34,6)*	CW

OPTIONAL

5	6	7	8
Bezel	Rear razor	CW reversible	Pipe kit

SQN44 MACHINE WEIGHT 2,5 - 4,0 t (5512 - 8818 lb)

ADAPTERS

CW5

KG 9 *(LB 19)*

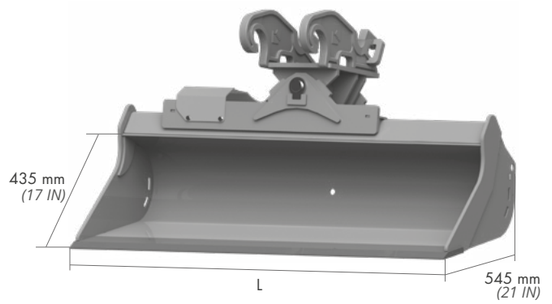

L mm *(in)*	WEIGHT Kg* *(lb*)*	CAP. SAE l *(gal)*	
1000 *(39)*	154 *(340)*	149 *(39,4)*	AF
1000 *(39)*	154 *(340)*	149 *(39,4)*	CW
1100 *(43)*	162 *(357)*	166 *(43,9)*	AF
1100 *(43)*	162 *(357)*	166 *(43,9)*	CW
1200 *(47)*	171 *(377)*	184 *(48,6)*	AF
1200 *(47)*	171 *(377)*	184 *(48,6)*	CW

OPTIONAL

5	6	7	8
Bezel	Rear razor	CW reversible	Pipe kit

* weight of the tank excluding attachment

* weight of the tank excluding attachment

SQN50 MACHINE WEIGHT 4,0 - 6,0 t (8818 - 13228 lb)

ADAPTERS

CW10

KG 23 *(LB 50)*

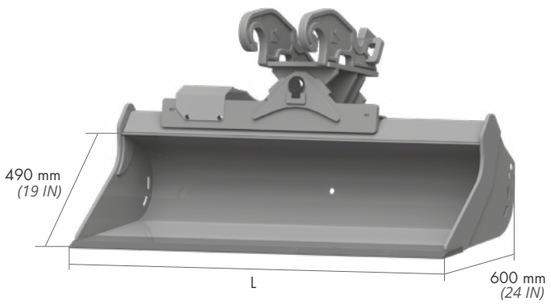

L mm *(in)*	WEIGHT Kg* *(lb*)*	CAP. SAE l *(gal)*	
1000 *(39)*	166 *(366)*	192 *(50,7)*	AF
1000 *(39)*	166 *(366)*	192 *(50,7)*	CW
1100 *(43)*	176 *(388)*	215 *(56,8)*	AF
1100 *(43)*	176 *(388)*	215 *(56,8)*	CW
1200 *(47)*	185 *(408)*	238 *(62,9)*	AF
1200 *(47)*	185 *(408)*	238 *(62,9)*	CW
1300 *(51)*	195 *(430)*	261 *(68,9)*	AF
1300 *(51)*	195 *(430)*	261 *(68,9)*	CW
1400 *(55)*	204 *(450)*	284 *(75,0)*	AF
1400 *(55)*	204 *(450)*	284 *(75,0)*	CW

OPTIONAL

5	6	7	8
Bezel	Rear razor	CW reversible	Pipe kit

SQN55 MACHINE WEIGHT 6,0 - 7,5 t (13228 - 16535 lb)

ADAPTERS

CW10

KG 23 *(LB 50)*



L mm *(in)*	WEIGHT Kg* *(lb*)*	CAP. SAE l *(gal)*	
1200 *(47)*	272 *(600)*	283 *(78,4)*	AF
1200 *(47)*	272 *(600)*	283 *(78,4)*	CW
1300 *(51)*	285 *(628)*	311 *(82,2)*	AF
1300 *(51)*	285 *(628)*	311 *(82,2)*	CW
1400 *(55)*	297 *(655)*	341 *(90,1)*	AF
1400 *(55)*	297 *(655)*	341 *(90,1)*	CW
1500 *(59)*	309 *(681)*	368 *(97,2)*	AF
1500 *(59)*	309 *(681)*	368 *(97,2)*	CW
1600 *(63)*	322 *(710)*	396 *(104,6)*	AF
1600 *(63)*	322 *(710)*	396 *(104,6)*	CW

OPTIONAL

5	6	7	8
Bezel	Rear razor	CW reversible	Pipe kit

SQN66 MACHINE WEIGHT 7,5 - 12,0 t (16535 - 26455 lb)

ADAPTERS

CW10

KG 23 *(LB 50)*

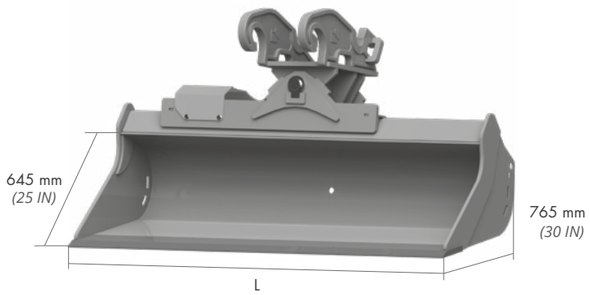

L mm *(in)*	WEIGHT Kg* *(lb*)*	CAP. SAE l *(gal)*	
1400 *(55)*	337 *(743)*	459 *(121,3)*	AF
1400 *(55)*	337 *(743)*	459 *(121,3)*	CW
1500 *(59)*	352 *(776)*	498 *(131,6)*	AF
1500 *(59)*	352 *(776)*	498 *(131,6)*	CW
1600 *(63)*	367 *(809)*	537 *(141,9)*	AF
1600 *(63)*	367 *(809)*	537 *(141,9)*	CW
1700 *(67)*	382 *(842)*	575 *(151,9)*	AF
1700 *(67)*	382 *(842)*	575 *(151,9)*	CW
1800 *(71)*	398 *(877)*	614 *(162,2)*	AF
1800 *(71)*	398 *(877)*	614 *(162,2)*	CW

OPTIONAL

5	6	7	8
Bezel	Rear razor	CW reversible	Pipe kit

* weight of the tank excluding attachment

* weight of the tank excluding attachment

THESE GENERAL CONDITIONS OF SALE ARE BINDING AND CONSTITUTE AN INTEGRAL PART OF CONTRACTS SIGNED BY THE SELLER AND THE BUYER FOR THE SUPPLY OF THE SELLER'S PRODUCTS (THE "PRODUCTS").
THE CONDITIONS OF SALE APPLY TO ALL TRANSACTIONS CONCLUDED BETWEEN THE SELLER AND THE BUYER WITH NO NEED FOR SPECIFIC REFERENCE TO THEM OR A SPECIFIC AGREEMENT COVERING THEM ON THE FINALISATION OF EVERY SINGLE TRANSACTION; ANY CONDITION OR TERM AT VARIANCE WITH THEM WILL ONLY BE APPLIED IF CONFIRMED BY THE SELLER IN WRITING.
THE SELLER RESERVES THE RIGHT TO AMEND AND SUPPLEMENT OR VARY THE GENERAL TERMS AND CONDITIONS OF SALE BY ANNEXING ANY SUCH CHANGES TO ITS OFFERS OR ANY WRITTEN CORRESPONDENCE DISPATCHED TO THE BUYER.

OFFERS AND ORDERS

THE SELLER'S OFFERS ARE NOT BINDING, IN PARTICULAR WITH REGARD TO QUANTITY, PRICES AND DELIVERY TERMS.
ORDERS MADE BY THE BUYER ARE NOT CONSIDERED ACCEPTED UNTIL CONFIRMED IN WRITING BY THE SELLER; THE BUYER MAY AMEND AND/OR CANCEL THE ORDER WITHIN 24 HOURS AFTER ITS RECEIPT, AS SPECIFICALLY STATED IN THE ORDER CONFIRMATION.
ORDERS AND/OR REQUESTS FOR AMENDMENTS TO ORDERS MADE VERBALLY OR BY TELEPHONE MUST BE CONFIRMED BY THE BUYER IN WRITING; OTHERWISE, THE SELLER ACCEPTS NO LIABILITY WITH REGARDS TO ANY POSSIBLE ERRORS OR MISUNDERSTANDINGS.

PRICES AND PAYMENT TERMS

UNLESS OTHERWISE STATED IN THE ORDER CONFIRMATION, THE PRICE OF THE PRODUCTS IS THAT STATED IN THE 25.1.3 PRICE LIST IN FORCE AS OF THE DATE OF THE ORDER. PRICES OF THE PRODUCTS DO NOT INCLUDE VAT, WHICH SHALL BE PAYABLE ON DELIVERY OR IN ACCORDANCE WITH THE SPECIFIC INSTRUCTIONS PROVIDED IN THE INVOICE.
TAXES, DUTIES, SHIPPING, INSURANCE AND AFTER-SALES SERVICE ARE NOT INCLUDED IN PRICES UNLESS QUOTED SEPARATELY.
IN CASE OF LATE PAYMENT OR FAILURE TO PAY WITHIN THE AGREED TERMS, THE SELLER MAY CHARGE INTEREST FOR ARREARS, WHILE RETAINING THE RIGHT TO COMPENSATION FOR ANY OTHER DAMAGE INCURRED, AND MAY SUSPEND AND/OR CANCEL FURTHER DELIVERIES AND DEMAND IMMEDIATE PAYMENT OF THE SUMS DUE. THE PARTIES HEREBY AGREE THAT IN CASE OF DISPUTES BETWEEN THEM CONCERNING THIS CONTRACT, THE BUYER MAY NOT DELAY AND/OR SUSPEND PAYMENTS FOR THE ORDERS EXECUTED, ON ANY GROUNDS.
IN CASE OF CHANGES TO THE BUYER'S ECONOMIC STATUS, THE SELLER MAY DEMAND IMMEDIATE PAYMENT, IMPLEMENT THE ACCELERATION CLAUSE AND CHANGE THE PAYMENT TERMS, ALSO REQUIRING TOTAL OR PARTIAL PAYMENT IN ADVANCE BEFORE SHIPMENT.
IN ALL CASES THE BUYER SHALL NOT BE ENTITLED TO MAKE DEDUCTIONS OR WITHHOLD SUMS FROM, OR TO REDUCE, THE PRICE AND/OR THE SUMS DUE TO THE SELLER FOR ANY REASON, WITHOUT THE SELLER'S SPECIFIC WRITTEN CONSENT.

DELIVERY TERMS

UNLESS OTHERWISE AGREED IN WRITING, NO DELIVERY TERM IS BINDING ON THE SELLER; UNLESS OTHERWISE AGREED BETWEEN THE PARTIES, THE GUIDELINE DELIVERY TERM IS THAT STATED IN THE ORDER CONFIRMATION. THE DELIVERY TERMS AND PROCEDURES FOR PRODUCTS AND/OR SPARE PARTS ARE THOSE STATED BY THE SELLER IN THE ORDER CONFIRMATION; THE SELLER HAS NO RESPONSIBILITY FOR DELAYS DUE TO CHANCE CIRCUMSTANCES, FORCE MAJEURE OR THE ACTIONS OF THIRD PARTIES OR PUBLIC AUTHORITIES, OR DUE TO CAUSES LINKED TO THE BUYER, AS SPECIFICALLY SET FORTH BY ART. 1341 OF THE ITALIAN CIVIL CODE.
THE SELLER IS NOT OBLIGED TO ACCEPT RETURNS OF THE PRODUCTS UNLESS SPECIFICALLY AGREED IN WRITING. ANY COSTS INCURRED FOR THIS PURPOSE ARE PAYABLE BY THE BUYER.

WARRANTY CONDITIONS

A) THE SELLER GUARANTEES THAT THE PRODUCTS AND/OR SPARE PARTS ARE FREE FROM DEFECTS AND THAT THEY COMPLY WITH THE TECHNICAL SPECIFICATIONS DECLARED IN THE PRODUCT TECHNICAL MANUALS AND THE DOCUMENTATION SUPPLIED TO THE BUYER.
B) THE WARRANTY IS VALID FOR 12 MONTHS FROM THE TIME WHEN THE PRODUCT AND/OR SPARE PARTS AND/OR PRODUCT PARTS LEAVE THE SELLER'S PREMISES.
C) THE SELLER IS NOT LIABLE, EVEN WITH REGARD TO DAMAGE TO THIRD PARTIES, FOR MISUSE OF THE PRODUCTS AND/OR SPARE PARTS, OR THEIR USE IN BREACH OF THE PROVISIONS OF THE USE AND MAINTENANCE MANUALS, OR FOR THEIR USE BY UNSKILLED PERSONNEL.
D) IN CASE OF TAMPERING WITH THE PRODUCTS AND/OR SPARE PARTS OR ANY MAINTENANCE AND/OR REPAIR OF THE SAME, OR REPLACEMENT OF PARTS WITHOUT THE SELLER'S WRITTEN AUTHORISATION, THE WARRANTY SHALL BE VOIDED.
E) ON RECEIPT OF THE PRODUCTS AND/OR SPARE PARTS, THE BUYER SHALL INSPECT THEIR PACKAGING AND CHECK THEIR QUANTITY AND THAT THEY COMPLY WITH THE ORDER CONFIRMATION, ENTERING ANY DISCREPANCIES IN THE DELIVERY NOTE.
F) ALL DEFECTS OR NONCONFORMITIES IN PRODUCTS AND/OR SPARE PARTS MUST BE REPORTED TO THE SELLER, IN WRITING, WITHIN 8 DAYS AFTER RECEIPT, ENCLOSING A DETAILED REPORT AND PHOTOGRAPHIC DOCUMENTATION OF THE CLAIMED FAULTS AND A COPY OF THE DELIVERY NOTE CONTAINING THE COMPLAINTS ENTERED IN IT.
G) CATALOGUES, PRICE LISTS AND MARKETING MATERIAL SUPPLIED BY THE SELLER CONTAINING GUIDELINE IMAGES AND DESCRIPTIONS OF THE PRODUCT CANNOT BE USED AS PROOF OF THE PRODUCT'S NONCONFORMITY.
H) AFTER VERIFICATION THAT THE PRODUCT CLAIMED TO BE FAULTY IS ENTITLED TO WARRANTY COVER, CANGINI BENNE SHALL DECIDE NOW TO PROCEED, WHILE GUARANTEEING THAT THE PROBLEM WILL BE RESOLVED IN THE SHORTEST POSSIBLE TIMES.
I) ALL PRODUCTS AND/OR SPARE PARTS, INCLUDING THOSE SENT AS REPLACEMENTS OR PRIOR TO VERIFICATION OF THE WARRANTY COVER, SHALL BE DISPATCHED WITH SALES DELIVERY DOCUMENT AND BILLED TO THE BUYER. AFTER THE APPROPRIATE CHECKS, IF THE REPLACEMENT IS FOUND TO BE WITHIN THE TERMS OF THE WARRANTY, THE SELLER WILL PROCEED TO ISSUE A CREDIT NOTE.
L) THIS WARRANTY DOES NOT COVER ANY DIRECT OR INDIRECT DAMAGE TO THE CUSTOMER OR THIRD PARTIES, DAMAGE FROM LOSS OF EARNINGS, ACCIDENTAL DAMAGE, COMMERCIAL DAMAGE, DELAYS IN WORKS, REPUTATIONAL DAMAGE OR ANY OTHER DAMAGE TO THE BUYER, OR ITS INTERNAL HANDLING COSTS. THE WARRANTY DOES NOT COVER TRAVEL EXPENSES FOR THE DISPATCH OF PRODUCTS AND/OR SPARE PARTS.
M) THE SELLER RESERVES THE RIGHT TO SEND THE BUYER A REPLACEMENT PRODUCT AND/OR SPARE PART FOR THE TIME NECESSARY FOR ANY CHECKS AND REPAIRS.

GENERAL SALES CONDITIONS AND WARRANTY CONDITIONS

LIABILITY LIMITATION

EXCEPT IN CASES OF JUSTIFIED CLAIMS, THE BUYER IS NOT GRANTED ANY FURTHER RIGHTS OR REMEDIES. IN PARTICULAR, THE SELLER IS NOT LIABLE FOR ANY COMPENSATION CLAIMED FOR BREACH OR VIOLATION OF CONTRACT OR FOR ANY DIRECT DAMAGE OR LOSS OF EARNINGS INCURRED BY THE BUYER AS A CONSEQUENCE OF THE USE OF OR FAILURE TO USE PRODUCTS, OR THEIR INSTALLATION IN OTHER PRODUCTS, EXCEPT FOR THE CIRCUMSTANCES COVERED BY THE WARRANTY SET OUT IN THE PREVIOUS POINT, OR IN CASE OF WILFUL MALPRACTICE OR SERIOUS NEGLIGENCE BY THE SELLER.
THE SELLER WILL DO EVERYTHING IN ITS POWER TO DELIVER THE PRODUCTS BY ANY TERM AGREED, BUT UNDER NO CIRCUMSTANCES SHALL IT BE HELD RESPONSIBLE FOR DAMAGE CAUSED DIRECTLY OR INDIRECTLY BY DELAY IN THE FULFILMENT OF A CONTRACT OR LATE DELIVERY OF THE PRODUCTS.
THE SELLER'S CATALOGUE, PRICE LIST OR OTHER MARKETING MATERIAL CONSTITUTES ONLY GUIDANCE CONCERNING THE PRODUCTS' TYPE, AND THE PRICES AND INDICATIONS CONTAINED THEREIN ARE NOT BINDING ON THE SELLER. THE SELLER THEREFORE DOES NOT ACCEPT ANY LIABILITY FOR ERRORS OR OMISSIONS IN ITS PRICE LIST OR MARKETING MATERIAL.

INTELLECTUAL PROPERTY RIGHTS OF CANGINI BENNE S.R.L.

THE CUSTOMER SPECIFICALLY RECOGNISES THAT THE BRANDS, COMMERCIAL NAMES OR OTHER DISTINGUISHING MARKS APPLIED TO THE GOODS ARE THE EXCLUSIVE PROPERTY OF CANGINI BENNE S.R.L. AND MAY NOT BE ALTERED, MODIFIED, REMOVED OR ERASED IN ANY WAY. THE CUSTOMER HAS A LIMITED RIGHT TO USE OF THE BRANDS, COMMERCIAL NAMES OR OTHER DISTINGUISHING MARKS, AND OF ANY OTHER RIGHT TO INDUSTRIAL PROPERTY OR PRODUCTION AND COMMERCIAL KNOW-HOW INCORPORATED IN THE GOODS, WHICH CONTINUES TO BE THE EXCLUSIVE PROPERTY OF CANGINI BENNE S.R.L., FOR THE SOLE PURPOSE OF THE RETAIL SALE OF THE GOODS. ANY OTHER USE OF CANGINI BENNE S.R.L.'S INTELLECTUAL PROPERTY BY THE CUSTOMER, IF NOT SPECIFICALLY AUTHORISED BY THE FORMER IN WRITING, SHALL CONSTITUTE A VIOLATION ON THE PART OF THE CUSTOMER OF CANGINI BENNE S.R.L.'S AFORESAID EXCLUSIVE RIGHTS, AND SHALL LEAD TO PROSECUTION FOR BREACH OF CONTRACT.
ANY DOCUMENTS, DRAWINGS, DATA AND INFORMATION (WHETHER IN PAPER OR DIGITAL FORMAT) CONSIGNED TO THE CUSTOMER CONTINUE TO BE THE EXCLUSIVE PROPERTY OF CANGINI BENNE S.R.L.. THEY CONSTITUTE AN AID FOR THE CLEARER REPRESENTATION OF THE PRODUCT AND PROVIDE GUIDANCE AS TO THE PRODUCT'S PERFORMANCES.
THE CUSTOMER UNDERTAKES NOT TO COPY THEM, NOT TO DISCLOSE THEM TO THIRD PARTIES, AND TO ADOPT ALL APPROPRIATE PRECAUTIONS IN RELATION TO ITS STAFF TO ENSURE THEIR PROTECTION.

PERSONAL DATA PROCESSING

A) THE BUYER PERSONAL DATA WILL BE PROCESSED IN ACCORDANCE WITH ITALIAN LAW ON THE PROCESSING OF PERSONAL DATA, SUCH AS THE GDPR AND LEGISLATIVE DECREE 101/2018, AS AMENDED.
THE SELLER INFORMS THE BUYER THAT THE FORMER IS THE DATA CONTROLLER AND THAT THE BUYER'S PERSONAL DATA ARE COLLECTED AND PROCESSED SOLELY FOR THE EXECUTION OF THIS AGREEMENT.
B) THE DATA AND INFORMATION PROCESSED IN ACCORDANCE WITH THESE GENERAL CONDITIONS OF SALE WILL NOT BE DISCLOSED TO THIRD PARTIES IN ANY WAY UNLESS SPECIFICALLY AUTHORISED IN WRITING BY THE SELLER, SUBJECT TO LEGAL OBLIGATIONS REGARDING THE SUBMISSION TO PUBLIC AUTHORITIES OF DOCUMENTS CONTAINING PERSONAL DATA.
C) EACH PARTY UNDERTAKES TO INFORM THE OTHER WITHOUT DELAY OF ANY VIOLATION OF RIGHTS TO THE BRAND WHICH COMES TO ITS KNOWLEDGE, AND ANY OTHER FORM OF UNFAIR COMPETITION BY THIRD PARTIES, TO ENABLE THE VICTIM PARTY TO TAKE THE DEFENSIVE ACTIONS IT CONSIDERS NECESSARY OR APPROPRIATE, IN THEIR JOINT INTEREST.

APPLICABLE LAW

A) IF THE BUYER IS AN ENTITY UNDER ITALIAN LAW, THESE GENERAL CONDITIONS OF SALE AND ALL THE CONTRACTS IT SIGNS WITH THE SELLER SHALL BE GOVERNED BY ITALIAN LAW.
B) IF, ON THE OTHER HAND, THE BUYER IS OF NON-ITALIAN NATIONALITY, THESE GENERAL CONDITIONS OF SALE AND ALL THE CONTRACTS IT SIGNS WITH THE SELLER SHALL BE GOVERNED BY THE 1980 VIENNA CONVENTION ON CONTRACTS FOR THE INTERNATIONAL SALE OF GOODS.

LEGAL JURISDICTION

A) ALL DISPUTES ARISING FROM THIS CONTRACT SHALL BE SUBMITTED TO THE SOLE JURISDICTION OF FORLÌ LAW COURT.
THE PARTIES AGREE THAT ONLY THE SELLER, AT ITS OWN DISCRETION, MAY WAIVE THE SOLE JURISDICTION OF THE COURT REFERRED TO IN POINT A) ABOVE TO BRING PROCEEDINGS AGAINST THE BUYER AT ITS DOMICILE OR BEFORE THE COURT WITH COMPETENCE THERE.

GENERAL PROVISIONS

A) THE INVALIDITY OF ALL OR PART OF INDIVIDUAL PROVISIONS OF THESE GENERAL TERMS AND CONDITIONS OF SALE SHALL NOT AFFECT THE VALIDITY OF THE REMAINING PROVISIONS.
B) EVERY AMENDMENT OR SUPPLEMENT TO THIS CONTRACT MUST BE MADE IN WRITING AND DULY SIGNED BY THE PARTIES.
C) THESE GENERAL CONDITIONS OF SALE ARE ISSUED IN TWO LANGUAGES, ITALIAN AND ENGLISH. IN THE EVENT OF DOUBTS AS TO THEIR INTERPRETATION THE ITALIAN VERSION SHALL PREVAIL.

CANGINI®

cohidrex

www.cohidrex.com

+34 650 960 957
info@cohidrex.es

MADRID

Pol. Ind. La Raya • C/ Guadalquivir, 2
E28816 Camarma de Esteruelas
Madrid (Spain)
+34 91 802 12 91

CÁCERES

Pol. Industrial Las Capellanías
C/ Alpargateros,1
E10005 Cáceres (Spain)
+34 927 230 834

LA CORUÑA

LT51 Workspace • Oficina 1A
La Telva 2 C, Pt. 1
E15660 Cambre • La Coruña (Spain)
+34 666 572 640